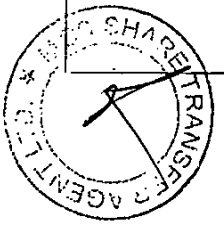


Name of the Company : PASUPATI ACRYLON LIMITED
 Scrip Code, Name of the scrip, class of security: BSE-500456
 Quarter Ended 30-Jun-2014

/EQUITY

Partly paid-up shares:-	No. of partly paid-up shares	As a % of total no. of partly paid-up shares	As a % of total no. of shares of the company
Held by promoter/promoter group	NA	NA	NA
Held by public	NA	NA	NA
Total	NA	NA	NA
Outstanding convertible Securities:-	No. of outstanding securities	As a % of total no. of outstanding convertible securities	As a % of total no. of shares of the company, assuming full conversion of the convertible securities
Held by promoter/promoter group	NA	NA	NA
Held by public	NA	NA	NA
Total	NA	NA	NA
Warrants:-	No. of warrants	As a % of total no. of warrants	As a % of total no. of shares of the company, assuming full conversion of warrants
Held by promoter/promoter group	0	0	.0000
Held by public	0	0	.0000
Total	0	0	.0000
Total paid-up capital of the company, assuming full conversion of warrants and convertible securities			
89133121			

Prepared by MCS Share Transfer Agent Ltd.



UNIT : PASUPATI ACRYLON LIMITED

(1) (b) Statement showing holding of securities(including shares,warrants,convertible securities) of persons belonging to the category "Promoter and Promoter Group"


Slr No.	Name of the shareholder	Total shares held			Shares pledged or otherwise encumbered			Details of Warrants		Details of Convertible		Total shares(including underlying shares assuming full conversion of warrants and convertible securities) as a % of diluted share capital
		Number	As a % of Grand total (A)+(B)+(C)	Number	As a percentage	As a % of Grand total (A)+(B)+(C) of sub-clause (1)(a)	Number of Warrants	As a % of total number of warrants of the same class	Number of convertible securities held	As a % of total number of convertible securities of the same class		
1	MANISH JAIN	15649232	17.5571	0	.0000	.0000	Nil	Nil	Nil	Nil	Nil	
2	GURUKRIPA FINVEST PRIVATE LIMITED	9000000	10.0973	1000000	11.1111	1.1219	Nil	Nil	Nil	Nil	Nil	
3	SULABH PLANTATION & FINANCE LTD	8250000	9.2558	0	.0000	.0000	Nil	Nil	Nil	Nil	Nil	
4	ARJHANT EXPORTS LIMITED	4627867	5.1921	0	.0000	.0000	Nil	Nil	Nil	Nil	Nil	
5	SHUBH EXIM LIMITED	4500000	5.0486	4500000	100.0000	5.0486	Nil	Nil	Nil	Nil	Nil	
6	THE PRADSHIYA INDUSTRIAL AND INVESTMENT CORPORATION OF U.P. LTD	4481752	5.0282	0	.0000	.0000	Nil	Nil	Nil	Nil	Nil	
7	SIND WAVE FINANCE SERVICES LTD	4000000	4.4877	4000000	100.0000	4.4877	Nil	Nil	Nil	Nil	Nil	
8	PRABHAT CAPITAL SERVICES LTD	3500000	3.9267	3500000	100.0000	3.9267	Nil	Nil	Nil	Nil	Nil	
9	ACCUREX TRADERS PRIVATE LIMITED	1350000	1.9634	0	.0000	.0000	Nil	Nil	Nil	Nil	Nil	
10	VINEET JAIN	1202422	1.3490	1125000	93.5612	1.2622	Nil	Nil	Nil	Nil	Nil	
11	INDBR OVERSEAS PRIVATE LIMITED	1000000	1.1219	1000000	100.0000	1.1219	Nil	Nil	Nil	Nil	Nil	
12	VINOD KUMAR JAIN	603342	.6769	0	.0000	.0000	Nil	Nil	Nil	Nil	Nil	
13	MVA FINANCE P LTD	144450	.1621	0	.0000	.0000	Nil	Nil	Nil	Nil	Nil	
14	NIJAYANAND EXPORTS AND CONSULTANTS COMPANY LIMITED	6380	.0072	0	.0000	.0000	Nil	Nil	Nil	Nil	Nil	
	TOTAL	58715445	65.8739	15125000	25.7600	16.9690	Nil	Nil	Nil	Nil	Nil	



UNIT : PASUPATI ACRYLON LIMITED

(1) (c) (i) Statement showing holding of securities (including shares, warrants, convertible securities) of persons belonging to the category "Public" and holding more than 1% of the total number of shares.

Sri No.	Name of the shareholder	Number of Shares	Shares as a Percentage of total number of shares (i.e. Grand Total (A)+(B)+(C) indicated in Statement at para (1)(a) above }	Details of Warrants		Details of Convertible Securities held		Total shares/including underlying shares assuming full conversion of warrants and convertible securities) as a % of diluted share capital
				Number of Warrants	As a % of total number of warrants of the same class	Number of convertible securities held	As a % of total number of convertible securities of the same class	
1	CEREX TRADING U.K.LTD	3673097	4.1209	Nil	Nil	Nil	Nil	Nil
	TOTAL	3673097	4.1209	Nil	Nil	Nil	Nil	Nil



UNIT : PASUPATI ACRYLON LIMITED

(1) (d) Statement showing details of locked-in shares.

Srl No.	Name of the shareholder	Number of Shares Locked-in	Locked-in Shares as a percentage of total number of shares (i.e., Grand Total (A)+(B)+(C) Indicated in Statement at para (1)(a) above)	Promoter/Promoter Group / Public
1	SHUBH EXIM LIMITED	4500000	3.0486	PROMOTER GROUP
2	SIND WAVE FINANCE SERVICES LTD	4000000	4.4877	PROMOTER GROUP
3	PRABHAT CAPITAL SERVICES LTD	3500000	3.9267	PROMOTER GROUP
4	VINEET JAIN	1125000	1.2622	PROMOTER GROUP
5	INDER OVERSEAS PRIVATE LIMITED	1000000	1.1219	PROMOTER GROUP
6	GURUKRPA FINVEST PRIVATE LIMITED	1000000	1.1219	PROMOTER GROUP
7	KOTHAMASU VENKATESWARA RAO	6000	.0067	PUBLIC
8	BAGARIA HARIPRASAD	1800	.0020	PUBLIC
9	BHASKAR NULI	700	.0008	PUBLIC
10	SHRUTI GOEL U G SUNIL GOEL	270	.0003	PUBLIC
	TOTAL	15133770	16.9788	



UNIT : PASUPATI ACRYLON LIMITED

(11) (a) Statement showing details of Depository Receipts (DRs)


Sr/ No.	Type of outstanding DR (ADRS, GDRs, SDRs, etc)	Number of outstanding DRs	Number of shares underlying outstanding DRs	Shares underlying outstanding DRs as a percentage of total number of shares (ie Grand Total (A)+(B)+(C) indicated in statement at para (1)(a) above)
1		Nil	Nil	Nil
	TOTAL	Nil	Nil	Nil

(11) (b) Statement showing details of Depository Receipts (DRs) where underlying shares held by 'promoter/promoter group' are in excess of 1% of the total number of shares.

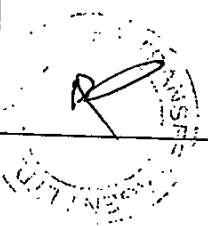
Sr/ No.	Name of the DR Holder	Type of outstanding DRs (ADRS, GDRs, SDRs etc)	Number of shares underlying outstanding DRs	Shares underlying outstanding DRs as a percentage of total number of shares (ie Grand Total (A)+(B)+(C) indicated in statement at para (1)(a) above)
1		Nil	Nil	Nil
	TOTAL	Nil	Nil	Nil



Category Code	Category of Shareholders	CLASS X (III)	CLASS Y (IV)	CLASS Z (V)	Total Voting Rights (III+IV+V)	As a percentage of (A+B)	As a percentage of (A+B+C)
A	Shareholding of Promoter and Promoter Group						
1	Indian						
a	Individuals/ Hindu Undivided Family	NA	NA	NA	NA		
b	Central Government/ State Government(s)	NA	NA	NA	NA		
c	Bodies Corporate	NA	NA	NA	NA		
d	Financial Institutions/ Banks	NA	NA	NA	NA		
e	Any Other (Specify) i Trust ii Society iii Educational Institutions	NA	NA	NA	NA		
2	Foreign	NA	NA	NA	NA	NA	NA
a	Individuals (Non Resident Indians / Foreign Individuals)	NA	NA	NA	NA		
b	Bodies Corporate	NA	NA	NA	NA		
c	Institutions	NA	NA	NA	NA		
d	Qualified Foreign Investor	NA	NA	NA	NA		
e	Any Other (Specify)	NA	NA	NA	NA		
	Sub Total (A)(2) :	NA	NA	NA	NA	NA	NA
	Total Shareholding of Promoter and Promoter Group (A) = (A)(1) + (A)(2) :	NA	NA	NA	NA	NA	NA
B	Public Shareholding						
1	Institutions						
a	Mutual Funds/ UTI	NA	NA	NA	NA		
		NA	NA	NA	NA	NA	NA



Category Code	Category of Shareholders	CLASS X (III)	CLASS Y (IV)	CLASS Z (V)	Total Voting Rights {(III)+(IV)+(V)}	As a percentage of (A+B)	As a percentage of (A+B+C)
B	Public Shareholding						
I	Institutions						
b	Financial Institutions/Banks						
c	Central Government/ State Government(s)	NA	NA	NA	NA		
d	Venture Capital Funds	NA	NA	NA	NA		
e	Insurance Companies	NA	NA	NA	NA		
f	Foreign Institutional Investors	NA	NA	NA	NA		
g	Foreign Venture Capital Investors	NA	NA	NA	NA		
h	Qualified Foreign Investor	NA	NA	NA	NA		
i	Any Other (Specify)	NA	NA	NA	NA		
2	Non-Institutions	NA	NA	NA	NA		
a	Bodies Corporate	NA	NA	NA	NA	NA	NA
b	Individuals	NA	NA	NA	NA		
i	Individual Shareholders Holding Nominal Share Capital Up to Rs. 1 Lakh.	NA	NA	NA	NA		
ii	Individual Shareholders Holding Nominal Share Capital in excess of Rs. 1 Lakh.						
c	Qualified Foreign Investor						
d	Any Other (Specify)	NA	NA	NA	NA		
i	Trust & Foundations	NA	NA	NA	NA		
ii	Cooperative Societies						
iii	Educational Institutions						
iv	Non Resident Individual						
v	Foreign Companies						
vi	OCB						
		Sub Total (B)(I) :					



C	Shares held by Custodians and against which Depository Receipts have been issued						
2	Public	NA	NA	NA	NA	NA	NA
	GRAND TOTAL (A) + (B) + (C)	NA	NA	NA	NA	NA	NA

