


(1)(a) STATEMENT SHOWING SHAREHOLDING PATTERN IN CLAUSE-35

| NAME OF THE COMPANY: PANKAJ POLYMERS LIMITED | | Name of the Scrip: | |
|--------------------------------------------------------------------------------------------------------------|-------------------------------|------------------------------------------------------------|-----------------------------------------------------------------------------------------------------|
| SCRIP CODE: | 531280 | | |
| Class of Security: | EQUITY | | |
| QUARTER ENDED: | 3/31/2014 | | |
| Partly paid-up shares | No. of partly paid-up shares | As a % of total no. of partly paid-up shares | As a % of total no. of shares of the Company. |
| Held by promoter/promoter group | 0 | 0 | 0 |
| Held by Public | 0 | 0 | 0 |
| Total: | 0 | 0 | 0 |
| Outstanding convertible securities: | No. of outstanding securities | As a % of total no. of outstanding convertible securities. | As a % of total no. of shares of the Company assuming full conversion of the convertible securities |
| Held by promoter/promoter group | 0 | 0 | 0 |
| Held by Public | 0 | 0 | 0 |
| Total: | 0 | 0 | 0 |
| Warrants: | No. of warrants | As a % of total no. of warrants | As a % of total no. of shares of the Company, assuming full conversion of warrants |
| Held by promoter/promoter group | 0 | 0 | 0 |
| Held by Public | 0 | 0 | 0 |
| Total: | 0 | 0 | 0 |
| Total paid-up capital of the Company, assuming full conversion of warrants and convertible securities | 5543900 | 0 | 100.00 |

for PANKAJ POLYMERS LIMITED

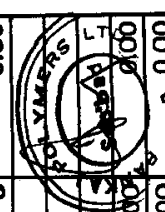

Managing Director

Statement Showing Shareholding Pattern

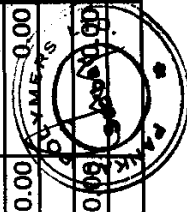
Name of the Company : **PANKAJ POLYMERS LIMITED**

Script Code : **531280** Quarter Ended : **31.03.2014**

| CATEGORY CODE | CATEGORY OF SHAREHOLDER | NO OF SHAREHOLDERS | TOTAL NUMBER OF SHARES | NO OF SHARES HELD IN DEMATERIALIZED FORM | TOTAL SHAREHOLDING AS A % OF TOTAL NO OF SHARES | | | SHARES PLEDGE OR OTHERWISE |
|---------------|----------------------------------------|--------------------|------------------------|------------------------------------------|-------------------------------------------------|----------------------------|------------------|----------------------------|
| | | | | | AS a PERCENTAGE of (A+B) | As a PERCENTAGE of (A+B+C) | NUMBER OF SHARES | |
| (I) | (II) | (III) | (IV) | (V) | (VI) | (VII) | (VIII) | (IX)=(VIII)/(IV)*100 |
| (A) | PROMOTER AND PROMOTER GROUP | | | | | | | |
| (1) | INDIAN | | | | | | | |
| (a) | Individual /HUF | 7 | 1731523 | 1731523 | 31.23 | 31.23 | 0 | 0.00 |
| (b) | Central Government/State Government(s) | 0 | 0 | 0 | 0.00 | 0.00 | 0 | 0.00 |
| (c) | Bodies Corporate | 3 | 987817 | 987817 | 17.82 | 17.82 | 0 | 0.00 |
| (d) | Financial Institutions / Banks | 0 | 0 | 0 | 0.00 | 0.00 | 0 | 0.00 |
| (e) | Others | 0 | 0 | 0 | 0.00 | 0.00 | 0 | 0.00 |
| | Sub-Total A(1) : | 10 | 2719340 | 2719340 | 49.05 | 49.05 | 0 | 0.00 |
| (2) | FOREIGN | | | | | | | |
| (a) | Individuals (NRIs/Foreign Individuals) | 0 | 0 | 0 | 0.00 | 0.00 | 0 | 0.00 |
| (b) | Bodies Corporate | 0 | 0 | 0 | 0.00 | 0.00 | 0 | 0.00 |
| (c) | Institutions | 0 | 0 | 0 | 0.00 | 0.00 | 0 | 0.00 |
| (d) | Qualified Foreign Investor | 0 | 0 | 0 | 0.00 | 0.00 | 0 | 0.00 |
| (e) | Others | 0 | 0 | 0 | 0.00 | 0.00 | 0 | 0.00 |
| | Sub-Total A(2) : | 0 | 0 | 0 | 0.00 | 0.00 | 0 | 0.00 |
| | Total A=A(1)+A(2) | 10 | 2719340 | 2719340 | 49.05 | 49.05 | 0 | 0.00 |
| (B) | PUBLIC SHAREHOLDING | | | | | | | |
| (1) | INSTITUTIONS | | | | | | | |
| (a) | Mutual Funds /UTI | 0 | 0 | 0 | 0.00 | 0.00 | 0 | 0.00 |
| (b) | Financial Institutions /Banks | 0 | 0 | 0 | 0.00 | 0.00 | 0 | 0.00 |



| CATEGORY CODE | CATEGORY OF SHAREHOLDER | NO OF SHAREHOLDERS | TOTAL NUMBER OF SHARES | NO OF SHARES HELD IN DEMATERIALIZED FORM | TOTAL SHAREHOLDING AS A % OF TOTAL NO OF SHARES | | | SHARES PLEDGE OR OTHERWISE | |
|---------------|-----------------------------------------------------------------------|--------------------|------------------------|------------------------------------------|-------------------------------------------------|---------------|-------------|----------------------------|--------|
| | | | | | (IV) | (V) | (VI) | (VII) | (VIII) |
| (i) | (ii) | (iii) | (iv) | (v) | (vi) | (vii) | (viii) | (ix)=(viii)/(iv)*100 | |
| (c) | Central Government / State Government(s) | 0 | 0 | 0 | 0.00 | 0.00 | 0.00 | 0.00 | |
| (d) | Venture Capital Funds | 0 | 0 | 0 | 0.00 | 0.00 | 0.00 | 0.00 | |
| (e) | Insurance Companies | 0 | 0 | 0 | 0.00 | 0.00 | 0.00 | 0.00 | |
| (f) | Foreign Institutional Investors | 0 | 0 | 0 | 0.00 | 0.00 | 0.00 | 0.00 | |
| (g) | Foreign Venture Capital Investors | 0 | 0 | 0 | 0.00 | 0.00 | 0.00 | 0.00 | |
| (h) | Qualified Foreign Investor | 0 | 0 | 0 | 0.00 | 0.00 | 0.00 | 0.00 | |
| (i) | Others | 0 | 0 | 0 | 0.00 | 0.00 | 0.00 | 0.00 | |
| | Sub-Total B(1) : | 0 | 0 | 0 | 0.00 | 0.00 | 0.00 | 0.00 | |
| (2) | NON-INSTITUTIONS | | | | | | | | |
| (a) | Bodies Corporate | 65 | 903912 | 892012 | 16.34 | 16.34 | 0.00 | 0.00 | |
| (b) | Individuals | | | | | | | | |
| | (i) Individuals holding nominal share capital upto Rs.1 lakh | 1451 | 933801 | 700042 | 16.84 | 16.84 | 0.00 | 0.00 | |
| | (ii) Individuals holding nominal share capital in excess of Rs.1 lakh | 25 | 979646 | 903846 | 17.67 | 17.67 | 0.00 | 0.00 | |
| (c) | Others | | | | | | | | |
| | NON RESIDENT INDIANS | 5 | 5201 | 5201 | 0.09 | 0.09 | 0.00 | 0.00 | |
| | CLEARING MEMBERS | 0 | 0 | 0 | 0.00 | 0.00 | 0.00 | 0.00 | |
| (d) | Qualified Foreign Investor | 0 | 0 | 0 | 0.00 | 0.00 | 0.00 | 0.00 | |
| | Sub-Total B(2) : | 1546 | 2824560 | 2501101 | 50.95 | 50.95 | 0.00 | 0.00 | |
| | Total B=B(1)+B(2) : | 1546 | 2824560 | 2501101 | 50.95 | 50.95 | 0.00 | 0.00 | |
| | Total (A+B) : | 1556 | 5543900 | 5220441 | 100.00 | 100.00 | 0.00 | 0.00 | |

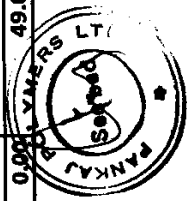


| CATEGORY CODE | CATEGORY OF SHAREHOLDER | NO OF SHAREHOLDERS | TOTAL NUMBER OF SHARES | NO OF SHARES HELD IN DEMATERIALIZED FORM | TOTAL SHAREHOLDING AS A % OF TOTAL NO OF SHARES | | SHARES PLEDGE OR OTHERWISE | |
|---------------|-------------------------------------------------------------------------------|--------------------|------------------------|------------------------------------------|-------------------------------------------------|----------------------------|----------------------------|----------------------|
| | | | | | AS a PERCENTAGE of (A+B) | As a PERCENTAGE of (A+B+C) | NUMBER OF SHARES | AS a PERCENTAGE |
| | | (III) | (IV) | (V) | (VI) | (VII) | (VIII) | (IX)=(VIII)/(IV)*100 |
| (I) | (II) | | | | | | | |
| (C) | Shares held by custodians, against which Depository Receipts have been issued | | | | | | | |
| (1) | Promoter and Promoter Group | 0 | 0 | 0 | 0.00 | 0.00 | 0.00 | 0.00 |
| (2) | Public | 0 | 0 | 0 | 0.00 | 0.00 | 0.00 | 0.00 |
| | GRAND TOTAL (A+B+C) : | 1556 | 5543900 | 5220441 | 100.00 | 100.00 | 0 | 0.00 |




Statement showing holding of securities (including shares, warrants, convertible securities) of persons belonging to the category "Promoter and Promoter Group" As on 31.03.2014

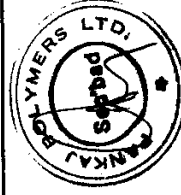
| (i)(b) | Sr.No | Name of the Shareholder | Details of Shares held | | Encumbered shares (*) | | | Details of Warrants | | Details of convertible securities | | Total Shares (including underlying shares assuming full conversion of warrants and convertible securities) as a % of diluted share capital |
|--------|-------|-------------------------------|------------------------|-----------------------------------|-----------------------|-----------------|------------------------------------------------------------|-------------------------|---------------------------------------------------|---------------------------------------|-----------------------------------------------------------------|--------------------------------------------------------------------------------------------------------------------------------------------|
| | | | No. of Shares held | As a % of grand total (A)+(B)+(C) | Pledge Shares | AS a percentage | AS a % of grand total (A) + (B) + (C) of sub-clause (i)(a) | Number of warrants held | As a % total number of warrants of the same class | Number of convertible securities held | As a % total number of convertible securities of the same class | |
| (i) | (ii) | (iii) | (iv) | (v) | (vi)=(v)/(iii)*100 | (vii) | (viii) | (ix) | (x) | (xi) | (xii) | |
| 1 | | PANKAJ CAPFIN PRIVATE LIMITED | 657617 | 11.86 | 0 | 0.00 | 0 | 0.00 | 0 | 0.00 | 11.86 | |
| 2 | | PANKAJ STRIPS PRIVATE LIMITED | 295000 | 5.32 | 0 | 0.00 | 0 | 0.00 | 0 | 0.00 | 5.32 | |
| 3 | | MANJU GOEL | 283700 | 5.12 | 0 | 0.00 | 0 | 0.00 | 0 | 0.00 | 5.12 | |
| 4 | | BABURAM GOEL | 278540 | 5.02 | 0 | 0.00 | 0 | 0.00 | 0 | 0.00 | 5.02 | |
| 5 | | RAJA GOEL | 252793 | 4.56 | 0 | 0.00 | 0 | 0.00 | 0 | 0.00 | 4.56 | |
| 6 | | KANCHAN GOEL | 239310 | 4.32 | 0 | 0.00 | 0 | 0.00 | 0 | 0.00 | 4.32 | |
| 7 | | PANKAJ GOEL | 236520 | 4.27 | 0 | 0.00 | 0 | 0.00 | 0 | 0.00 | 4.27 | |
| 8 | | PARAS GOEL | 235660 | 4.25 | 0 | 0.00 | 0 | 0.00 | 0 | 0.00 | 4.25 | |
| 9 | | NITA GOEL | 205000 | 3.70 | 0 | 0.00 | 0 | 0.00 | 0 | 0.00 | 3.70 | |
| 10 | | PANKAJ TUBES PRIVATE LIMITED | 35200 | 0.63 | 0 | 0.00 | 0 | 0.00 | 0 | 0.00 | 0.63 | |
| | | TOTAL : | 2719340 | 49.05 | 0 | 0.00 | 0 | 0.00 | 0 | 0.00 | 49.05 | |



| Statement showing holding of securities (including shares, warrants, convertible securities) of persons belonging to the category "Public" and holding more than 1% of the total number of shares | | | | | | | | |
|---------------------------------------------------------------------------------------------------------------------------------------------------------------------------------------------------|---------------------------------|-----------------------|------------------------------------------------------------------------------------------------------------------------------|-------------------------|---------------------------------------------------|---------------------------------------|------------------------------------------------------------------|---------------------------------------------------------------------------------------------------------------------------------------------|
| Sr.No. | Name of the shareholder | Number of shares held | Shares as a percentage of total number of shares (i.e., Grant total (A)+(B)+(C) indicated in Statement at para (1)(a) above} | Details of warrants | | Details of convertible securities | | Total shares (including underlying shares assuming full conversion of warrants and convertible securities) as a % of diluted share capital) |
| | | | | Number of warrants held | As a % total number of warrants of the same class | Number of convertible securities held | % w.r.t total number of convertible securities of the same class | |
| 1 | ALAIKIK MINES AND POWER P LTD | 324604 | 5.86 | 0 | 0.00 | 0 | 0.00 | 5.86 |
| 2 | ANJALI HARLAKA | 292154 | 5.27 | 0 | 0.00 | 0 | 0.00 | 5.27 |
| 3 | GARNET INTERNATIONAL LIMITED | 179393 | 3.24 | 0 | 0.00 | 0 | 0.00 | 3.24 |
| 4 | RAMA KANT GAGGAR | 116026 | 2.09 | 0 | 0.00 | 0 | 0.00 | 2.09 |
| 5 | NIKULKUMAR PRAVINBHAI KANANI | 75000 | 1.35 | 0 | 0.00 | 0 | 0.00 | 1.35 |
| 6 | RELIGARE FINVEST LTD | 66000 | 1.19 | | | | | |
| 7 | WELKIN PROJECTS PRIVATE LIMITED | 58224 | 1.05 | 0 | 0.00 | 0 | 0.00 | 1.05 |
| | TOTAL : | 1111401 | 20.05 | 0 | 0.00 | 0 | 0.00 | 20.05 |



| Statement showing holding of securities (including shares, warrants, convertible securities) of persons (together with PAC) belonging to the category "Public" and holding more than 5% of the total number of shares of the company | | | | | | | | | | |
|--------------------------------------------------------------------------------------------------------------------------------------------------------------------------------------------------------------------------------------|-----------------------------|--|--|-----------------------|------------------------------------------------------------------------------------------------------------------------------|-------------------------|---------------------------------------------------|---------------------------------------|------------------------------------------------------------------|---------------------------------------------------------------------------------------------------------------------------------------------|
| (I)(c)(ii) | Name of the shareholder | | | Number of shares held | Shares as a percentage of total number of shares {i.e., Grant total (A)+(B)+(C) indicated in Statement at para (I)(a) above} | Details of warrants | | Details of convertible securities | | Total shares (including underlying shares assuming full conversion of warrants and convertible securities) as a % of diluted share capital) |
| Sr.No. | | | | | | Number of warrants held | As a % total number of warrants of the same class | Number of convertible securities held | % w.r.t total number of convertible securities of the same class | |
| 1 | ALAIK MINES AND POWER P LTD | | | 324604 | 5.86 | 0 | 0.00 | 0 | 0.00 | 5.86 |
| 2 | ANJALI HARLIKA | | | 292154 | 5.27 | 0 | 0.00 | 0 | 0.00 | 5.27 |
| | TOTAL : | | | 616758 | 11.12 | 0 | 0.00 | 0 | 0.00 | 11.12 |




| STATEMENT SHOWING DETAILS OF LOCKED-IN SHARES" | | | |
|------------------------------------------------|-------------------------|-----------|--------------|
| (i)(d) | | | |
| SLNO | NAME OF THE SHAREHOLDER | CAT. CODE | NO OF SHARES |
| | | | PERCENTAGE |
| | | | |
| TOTAL : | | | 0 |



| STATEMENT SHOWING DETAILS OF DEPOSITORY RECEIPTS (DRS) | | | |
|--------------------------------------------------------|----------------------------------------------|---------------------------|--------------------------------------------------------------------------------------------------------------------------------------------------------|
| (II)(a) | | | |
| Sr.No. | Type of outstanding DR (ADRs,GDRs,SDRs,etc.) | Number of outstanding DRs | Number of shares underlying outstanding DRs |
| | | 0 | 0 |
| TOTAL : | | 0 | 0 |
| | | | Shares underlying outstanding DRs as a percentage of total number of shares (i.e., Grand Total (A)+(B)+(C) indicated in Statement at Para(I)(a) above) |



| Statement showing Holding of Depository Receipts (DRs), where underlying shares held by "Promoter/Promoter group" are in excess of 1% of the total number shares. | | | | |
|-------------------------------------------------------------------------------------------------------------------------------------------------------------------|-----------------------|-----------------------------------------------|---------------------------------------------|--------------------------------------------------------------------------------------------------------------------------------------------------------|
| (II)(b) | | | | |
| Sr.No. | Name of the DR Holder | Type of outstanding DR (ADRs,GDRs,SDRs, etc.) | Number of shares underlying outstanding DRs | Shares underlying outstanding DRs as a percentage of total number of shares {i.e., Grand Total (A)+(B)+(C) indicated in Statement at para(I)(a) above} |
| | | | | |
| | | | | |
| | | | | |
| | TOTAL : | | 0 | 0 |

for PANKAJ POLYMERS LIMITED

 Managing Director