



Panacea Biotec

Innovation in support of life

17.04.2014

The Manager, Listing Department
The National Stock Exchange of India Ltd.
Exchange Plaza, Bandra Kurla Complex,
Bandra (E),
Mumbai – 400 051

Fax No.:022-26598237 / 38

NSE Symbol : PANACEABIO

BSE Ltd.
Phiroze Jeejeebhoy Towers,
Dalal Street,
Mumbai – 400 001

Fax No.:022-22721919, 3121

BSE Scrip Code: 531349

Reg.: Shareholding Pattern as on 31st March, 2014

Dear Sir,

Please find enclosed herewith the Shareholding Pattern of the Company as on 31st March, 2014 as required to be submitted under Clause 35 of the Listing Agreement.

This is for your kind information and record please.

Thanking you,

Sincerely yours,
For Panacea Biotec Ltd.

Vinod Goel
G.M. Legal & Company Secretary

Encl.: As Above.

1. Corporate Relationship Department
BSE Ltd.,
1st Floor, New Trading Ring,
Rotundu Building, P J Towers,
Dalal Street, Fort, Mumbai – 400 001
Fax No.22722037/39/41/61/3121/371

Panacea Biotec Ltd.


Email: vinodgoel@panaceabiotec.com
Phone: D.I.D. +91-11-4167 9015
Fax: +91-11-4167 9075

Introductory sub-table (I)(a)

Name of the Company: Panacea Biotec Limited			
Scrip Code, Name of the scrip, class of security: BSE: 531349, NSE: PANACEABIO, Equity Shares			
Quarter ended: March 31, 2014			
Partly paid-up shares:-	No. of partly paid-up shares	As a % of total no. of partly paid-up shares	As a % of total no. of shares of the company
Held by promoter/promoter group	0	0	0
Held by public	0	0	0
Total - D	0	0	0
Outstanding convertible securities:-	No. of outstanding securities	As a % of total no. of outstanding convertible securities	As a % of total no. of shares of the company, assuming full conversion of the convertible securities
Held by promoter/promoter group	0	0	0
Held by public	0	0	0
Total - E	0	0	0
Warrants:-	No. of warrants	As a % of total no. of warrants	As a % of total no. of shares of the company, assuming full conversion of warrants
Held by promoter/promoter group	0	0	0
Held by public	0	0	0
Total - F	0	0	0
Total paid-up capital of the company, assuming full conversion of warrants and convertible securities (Grand Total (A+B+C)+ E+F)	61,250,746		




Statement Showing Shareholding Pattern									
Category code	Category of Shareholder	No. of Shareholders	Total no. of shares	Table I(a)		Total shareholding as a percentage of total no. of shares		Shares Pledged or otherwise encumbered	
				No. of shares held in dematerialized form		As a percentage of (A+B) ¹	As a percentage of (A+B+C)	No. of shares	As a percentage
(i)	(ii)	(iii)	(iv)	(v)	(vi)	(vii)	(viii)	(ix) = (viii)/(iv)*100	
(A)	Shareholding of Promoter and Promoter Group								
1	Indian								
(a)	Individuals/ Hindu Undivided Family	21	43,510,100	43,510,100	71.04	71.04	-	-	
(b)	Central Government/ State Government(s)	-	-	-	-	-	-	-	
(c)	Bodies Corporate	-	-	-	-	-	-	-	
(d)	Financial Institutions/ Banks	-	-	-	-	-	-	-	
(e)	Any Others(Specify)	-	-	-	-	-	-	-	
(e-i)	Partnership Firms	2	2,313,454	2,313,454	3.77	3.77	-	-	
	Sub Total(A)(1)	23	46,823,554	46,823,554	74.81	74.81	-	-	
2	Foreign								
a	Individuals (Non-Residents Individuals/ Foreign Individuals)	-	-	-	-	-	-	-	
b	Bodies Corporate	-	-	-	-	-	-	-	
c	Institutions	-	-	-	-	-	-	-	
d	Any Others(Specify)	-	-	-	-	-	-	-	
	Sub Total(A)(2)	-	-	-	-	-	-	-	
	Total Shareholding of Promoter and Promoter Group (A)= (A)(1)+(A)(2)	23	46,823,554	46,823,554	74.81	74.81	-	-	
(B)	Public shareholding								
1	Institutions								
(a)	Mutual Funds/ UTI	-	-	-	-	-	-	-	
(b)	Financial Institutions / Banks	3	32,435	32,435	0.05	0.05	-	-	
(c)	Central Government/ State Government(s)	-	-	-	-	-	-	-	
(d)	Venture Capital Funds	-	-	-	-	-	-	-	
(e)	Insurance Companies	-	-	-	-	-	-	-	
(f)	Foreign Institutional Investors	14	1,003,451	1,003,451	1.64	1.64	-	-	
(g)	Foreign Venture Capital Investors	-	-	-	-	-	-	-	
(h)	Qualified Foreign Investors	-	-	-	-	-	-	-	
(i)	Any Other (specify)	-	-	-	-	-	-	-	
	Sub-Total (B)(1)	17	1,035,886	1,035,886	1.69	1.69	-	-	
B 2	Non-institutions								
(a)	Bodies Corporate	316	9,651,220	9,650,220	15.76	15.76	-	-	
(b)	Individuals								
I	Individual shareholders holding nominal share capital up to Rs 1 lakh	9,399	3,374,210	2,865,419	5.51	5.51	-	-	
II	Individual shareholders holding nominal share capital in excess of Rs. 1 lakh.	1	135,000	135,000	0.22	0.22	-	-	
(c)	Any Other- (specify)								
(i)	Clearing Members	54	18,887	18,887	0.03	0.03	-	-	
(ii)	Hindu Undivided Families	203	104,835	104,835	0.17	0.17	-	-	
(iii)	Non Resident Indians	171	59,699	59,699	0.10	0.10	-	-	
(iv)	Overseas Corporate Bodies (OCB)	1	1,045,000	1,045,000	1.71	1.71	-	-	
(v)	Foreign Corporate Bodies	1	2,455	2,455	0.004	0.004	-	-	
	Sub-Total (B)(2)	10,146	14,391,306	13,881,515	23.50	23.50	-	-	
(B)	Total Public Shareholding (B)= (B)(1)+(B)(2)	10,163	15,427,192	14,917,401	25.19	25.19	-	-	
	TOTAL (A)+(B)	10,186	61,250,746	60,740,955	100	100	-	-	
(C)	Shares held by Custodians and against which Depository Receipts have been issued								
1	Promoter and Promoter Group	-	-	-	-	-	-	-	
2	Public	-	-	-	-	-	-	-	
	Sub-Total (C)	-	-	-	-	-	-	-	
	GRAND TOTAL (A)+(B)+(C)	10,186	61,250,746	60,740,955	100	100	-	-	



(I)(b) Statement showing holding of securities (including shares, warrants, convertible securities) of persons belonging to the category "Promoter and Promoter Group"

Sr. No.	Name of the shareholder	Total shares held		Encumbered Share(*)		Details of Warrant		Details of convertible		Total shares (including underlying shares assuming full conversion of warrants and convertible securities) as a % of diluted share capital	
		Number of shares	As a % of grand total (A)+(B)+(C)	Number	As a percentage	Number of warrants held	As a % total number of warrants of the same class	Number of convertible securities held	As a % total number of convertible securities of the same class		
(I)	(II)	(III)	(IV)	(V)	(VI)=(V)/(III)*100	(VII)	(VIII)	(IX)	(X)	(XI)	(XII)
1	Mr. Soshil Kumar Jain	5,000,000	8.16	-	-	-	-	-	-	-	8.16
2	Mr. Ravinder Jain	5,712,300	9.33	-	-	-	-	-	-	-	9.33
3	Dr. Rajesh Jain	6,213,500	10.14	-	-	-	-	-	-	-	10.14
4	Mr. Sandeep Jain	4,792,100	7.82	-	-	-	-	-	-	-	7.82
5	Ms. Nirjala Jain	2,511,000	4.10	-	-	-	-	-	-	-	4.10
6	Ms. Sunanda Jain	635,000	1.04	-	-	-	-	-	-	-	1.04
7	Ms. Meena Jain	897,000	1.46	-	-	-	-	-	-	-	1.46
8	Ms. Pamilla Jain	816,500	1.33	-	-	-	-	-	-	-	1.33
9	Soshil Kumar Jain (HUF)	2,380,700	3.89	-	-	-	-	-	-	-	3.89
10	Ravinder Jain (HUF)	4,135,000	6.75	-	-	-	-	-	-	-	6.75
11	Rajesh Jain (HUF)	4,368,500	7.13	-	-	-	-	-	-	-	7.13
12	Sandeep Jain (HUF)	4,105,000	6.70	-	-	-	-	-	-	-	6.70
13	Mr. Ankesh Jain	307,000	0.50	-	-	-	-	-	-	-	0.50
14	Mr. Harshet Jain	299,500	0.49	-	-	-	-	-	-	-	0.49
15	Mr. Nipun Jain	300,000	0.49	-	-	-	-	-	-	-	0.49
16	Mr. Priyanka Jain	318,000	0.52	-	-	-	-	-	-	-	0.52
17	Mr. Radhika Jain	357,000	0.58	-	-	-	-	-	-	-	0.58
18	Mr. Sumit Jain	358,500	0.59	-	-	-	-	-	-	-	0.59
19	Mr. Abhey Kumar Jain	1,000	0.002	-	-	-	-	-	-	-	0.002
20	Ms. Anu Jain	2,000	0.003	-	-	-	-	-	-	-	0.003
21	Mr. Ashish Jain	500	0.001	-	-	-	-	-	-	-	0.001
22	First Lucre Partnership Co.	2,255,815	3.68	-	-	-	-	-	-	-	3.68
23	Second Lucre Partnership Co.	57,639	0.09	-	-	-	-	-	-	-	0.09
TOTAL		45,823,554	74.81	-	-	-	-	-	-	-	74.81




(I) (c) (i) Statement showing holding of securities (including shares, warrants, convertible securities) of persons belonging to the category "Public" and holding more than 1% of the total number of shares.

Sr. No.	Name of the shareholder	Number of shares held	Shares as a percentage of total number of shares (i.e., Grand Total (A)+(B)+(C) indicated in Statement at para (I)(a) above)	Details of warrants		Details of convertible securities		Total shares (including underlying shares assuming full conversion of warrants and convertible securities) as a % of diluted share capital
				Number of warrants held	As a % total number of warrants of the same class	Number of convertible securities held	% w.r.t total number of convertible securities of the same class	
1	Serum Institute of India Ltd.	8,932,632	14.58	-	-	-	-	14.58
2	Gain Premium Limited	1,045,000	1.71	-	-	-	-	1.71
TOTAL		9,977,632	16.29	-	-	-	-	16.29

(I)(c)(ii) Statement showing holding of securities (including shares, warrants, convertible securities) of persons (together with PAC) belonging to the category "Public" and holding more than 5% of the total number of shares of the company

Sr. No.	Name(s) of the shareholder(s) and the Persons Acting in Concert (PAC) with them	Number of shares	Shares as a percentage of total number of shares (i.e., Grand Total (A)+(B)+(C) indicated in Statement at para (I)(a) above)	Details of warrants		Details of convertible securities		Total shares (including underlying shares assuming full conversion of warrants and convertible securities) as a % of diluted share capital
				Number of warrants	As a % total number of warrants of the same class	Number of convertible securities held	% w.r.t total number of convertible securities of the same class	
1	Serum Institute of India Limited	8,932,632	14.58	-	-	-	-	14.58
PACs								
1	Poonawalla Investments and Industries Private Limited	79,610	0.13	-	-	-	-	0.13
2	Chakan Investment Private Limited	222,149	0.36	-	-	-	-	0.36
3	Corpint Investments Private Limited	6,842	0.01	-	-	-	-	0.01
TOTAL		9,241,233	15.09	-	-	-	-	15.09



(I)(d) Statement showing details of locked-in shares				
Sr. No.	Name of the shareholder	Number of locked-in shares	Locked-in shares as a percentage of total number of shares (i.e., Grand Total (A)+(B)+(C) indicated in Statement at para (I)(a) above)	Promoter / Promoter Group / Public
1	(-----NIL-----)	xxx	xxx	xxx
2	xxx	xxx	xxx	xxx
TOTAL		xxx	xxx	xxx

(II)(a) Statement showing details of Depository Receipts (DRs)				
Sr. No.	Type of outstanding DR (ADRs, GDRs, SDRs, etc.)	Number of outstanding DRs	Number of shares underlying outstanding DRs	Shares underlying outstanding DRs as a percentage of total number of shares (i.e., Grand Total (A)+(B)+(C) indicated in Statement at para (I)(a) above)
1	(-----NIL-----)	xxx	xxx	xxx
2	xxx	xxx	xxx	xxx
TOTAL		xxx	xxx	xxx

(II)(b) Statement showing holding of Depository Receipts (DRs), where underlying shares held by "promoter/promoter group" are in excess of 1% of the total number of shares.				
Sr. No.	Name of the DR Holder	Type of outstanding DR (ADRs, GDRs, SDRs, etc.)	Number of shares underlying outstanding DRs	Shares underlying outstanding DRs as a percentage of total number of shares (i.e., Grand Total (A)+(B)+(C) indicated in Statement at para (I)(a) above)
1	(-----NIL-----)	xxx	xxx	xxx
2	xxx	xxx	xxx	xxx
TOTAL		xxx	xxx	xxx

