



No. PSL/SECR/2014-15/ 4899
April 19, 2014

To,
The Manager (DSC-CRD),
BSE Limited
P. J. Towers, Dalal Street,
Mumbai - 400001

Dear Sir,

Re: Stock Code : 511597

Sub: Shareholding Pattern for the Quarter ended on March 31, 2014

Pursuant to Clause 35 of the Listing Agreement, please find enclosed herewith Shareholding Pattern for the Quarter ended on March 31, 2014.

This is for your kind information and records, please.

Thanking you,

Yours faithfully,

For Palsoft Infosystems Limited


(Payal Gupta)
Company Secretary

Encl. as above




Palsoft Infosystems Limited

(Formerly : Autolite Capital and Finance Ltd.)

D-469, Road No. 9A V.K.I. Area, Jaipur -302013 (INDIA), Tel : +91-141-2333994/95/96, Fax : +91-141-2330426
Email : palsoftinfo@gmail.com, Web : www.palsoft.in

Introductory sub-table (I)(a)

| Name of the Company: Palsoft Infosystems Limited | | | |
|--|-------------------------------|---|--|
| Scrip Code, Name of the scrip, class of security: 511597, Shares, Equity | | | |
| Quarter ended: 31-Mar-2014 | | | |
| Partly paid-up shares:- | No. of partly paid-up shares | As a % of total no. of partly paid-up shares | As a % of total no. of shares of the company |
| Held by promoter/promoter group | 0 | 0 | 0 |
| Held by public | 0 | 0 | 0 |
| Total - D | 0 | 0 | 0 |
| Outstanding convertible securities:- | No. of outstanding securities | As a % of total no. of outstanding convertible securities | As a % of total no. of shares of the company, assuming full conversion of the convertible securities |
| Held by promoter/promoter group | 0 | 0 | 0 |
| Held by public | 0 | 0 | 0 |
| Total - E | 0 | 0 | 0 |
| Warrants:- | No. of warrants | As a % of total no. of warrants | As a % of total no. of shares of the company, assuming full conversion of warrants |
| Held by promoter/promoter group | 0 | 0 | 0 |
| Held by public | 0 | 0 | 0 |
| Total - F | 0 | 0 | 0 |
| Total paid-up capital of the company, assuming full conversion of warrants and convertible securities | 3003100 | | |



Palsoft Infosystems Limited

(Formerly : Autolite Capital and Finance Ltd.)

D-469, Road No. 9A V.K.I. Area, Jaipur - 302013 (INDIA), Tel : +91-141-2333994/95/96, Fax : +91-141-2330426

Email : palsoftinfo@gmail.com, Web : www.palsoft.in

Statement Showing Shareholding Pattern
Table (I)(a)

(As on March 31, 2014)

| Category code | Category of Shareholder | Number of Shareholders | Total number of shares | Number of shares held in dematerialized form | Total shareholding as a percentage of total number of shares | | Shares Pledged or otherwise encumbered | |
|---------------|---|------------------------|------------------------|--|--|----------------------------|--|--------------------------|
| | | | | | As a percentage of(A+B) ¹ | As a percentage of (A+B+C) | Number of shares | As a percentage |
| (I) | (II) | (III) | (IV) | (V) | (VI) | (VII) | (VIII) | (IX)= (VIII)/(IV)*100 |
| (A) | Shareholding of Promoter and Promoter Group² | | | | | | | |
| 1 | Indian | | | | | | | |
| (a) | Individuals/ Hindu Undivided | 9 | 1207783 | 1,207,783 | 40.22 | 40.22 | 0 | 0.00 |
| (b) | Central Government/ State Government(s) | 0 | 0 | 0 | 0.00 | 0.00 | 0 | 0.00 |
| (c) | Bodies Corporate | 1 | 508,920 | 499,600 | 16.95 | 16.95 | 0 | 0.00 |
| (d) | Financial Institutions/ Banks | 0 | 0 | 0 | 0.00 | 0.00 | 0 | 0.00 |
| (e) | Any Others(Specify) | 0 | 0 | 0 | 0.00 | 0.00 | 0 | 0.00 |
| | Sub Total(A)(1) | 10 | 1,716,703 | 1,707,383 | 57.16 | 57.16 | 0 | 0.00 |
| | | | | | | | | 0.00 |
| 2 | Foreign | | | | | | | 0.00 |
| a | Individuals (Non-Residents Individuals/ Foreign Individuals) | 0 | 0 | 0 | 0.00 | 0.00 | 0 | 0.00 |
| b | Bodies Corporate | 0 | 0 | 0 | 0.00 | 0.00 | 0 | 0.00 |
| c | Institutions | 0 | 0 | 0 | 0.00 | 0.00 | 0 | 0.00 |
| d | Any Others(Specify) | 0 | 0 | 0 | 0.00 | 0.00 | 0 | 0.00 |
| | Sub Total(A)(2) | 0 | 0 | 0 | 0.00 | 0.00 | 0 | 0.00 |
| | | | | | | | | |
| | Total Shareholding of Promoter and Promoter Group (A)= (A)(1)+(A)(2) | 10 | 1,716,703 | 1,707,383 | 57.16 | 57.16 | 0 | 0.00 |
| | | | | | | | | |
| (B) | Public shareholding | | | | | | | |
| 1 | Institutions | | | | | | | |
| (a) | Mutual Funds/ UTI | 0 | 0 | 0 | 0.00 | 0.00 | | |
| (b) | Financial Institutions / Banks | 1 | 200 | 200 | 0.01 | 0.01 | | |
| (c) | Central Government/ State Government(s) | 0 | 0 | 0 | 0.00 | 0.00 | | |
| (d) | Venture Capital Funds | 0 | 0 | 0 | 0.00 | 0.00 | | |
| (e) | Insurance Companies | 0 | 0 | 0 | 0.00 | 0.00 | | |
| (f) | Foreign Institutional Investors | 0 | 0 | 0 | 0.00 | 0.00 | | |
| (g) | Foreign Venture Capital Investors | 0 | 0 | 0 | 0.00 | 0.00 | | |
| (h) | Any Other (specify) | 0 | 0 | 0 | 0.00 | 0.00 | | |
| | Sub-Total (B)(1) | 1 | 200 | 200 | 0.01 | 0.01 | | |




Statement Showing Shareholding Pattern


Table (I)(a)

(As on March 31, 2014)

| Category code | Category of Shareholder | Number of Shareholders | Total number of shares | Number of shares held in dematerialized form | Total shareholding as a percentage of total number of shares | | Shares Pledged or otherwise encumbered | |
|---------------|---|------------------------|------------------------|--|--|----------------------------|--|--------------------------|
| | | | | | As a percentage of(A+B) ¹ | As a percentage of (A+B+C) | Number of shares | As a percentage |
| (I) | (II) | (III) | (IV) | (V) | (VI) | (VII) | (VIII) | (IX)= (VIII)/(IV)*100 |
| B 2 | Non-institutions | | | | | | | |
| (a) | Bodies Corporate | 78 | 165,243 | 74,013 | 5.50 | 5.50 | | |
| (b) | Individuals | | | | 0.00 | 0.00 | | |
| I | Individuals -i. Individual shareholders holding nominal share capital up to Rs 1 lakh | 5,797 | 1,034,149 | 444,911 | 34.44 | 34.44 | | |
| II | ii. Individual shareholders holding nominal share capital in excess of Rs. 1 lakh. | 4 | 85,205 | 58,505 | 2.84 | 2.84 | | |
| (c) | Any Other (specify) | | | | 0.00 | 0.00 | | |
| (c-i) | NRI / OCB | 3 | 400 | 400 | 0.01 | 0.01 | | |
| (c-ii) | Clearing Members | 5 | 1,200 | 1,200 | 0.04 | 0.04 | | |
| | Sub-Total (B)(2) | 5,887 | 1,286,197 | 579,029 | 42.83 | 42.83 | | |
| (B) | Total Public Shareholding (B)= (B)(1)+(B)(2) | 5,888 | 1,286,397 | 579,229 | 42.84 | 42.84 | | |
| | TOTAL (A)+(B) | 5,898 | 3,003,100 | 2,286,612 | 100.00 | 100.00 | | |
| (C) | Shares held by Custodians and against which Depository Receipts have been issued | | | | | | | |
| 1 | Promoter and Promoter Group | 0 | 0 | 0 | | 0.00 | 0 | 0.00 |
| 2 | Public | 0 | 0 | 0 | | 0.00 | | |
| | Sub-Total (C) | 0 | 0 | 0 | | 0.00 | 0 | 0.00 |
| | GRAND TOTAL (A)+(B)+(C) | 5,898 | 3,003,100 | 2,286,612 | | 100.00 | 0 | 0.00 |




| Sr. No | Notes |
|--------|---|
| 1 | Based on declaration submitted by the promoters, out of total promoter shareholding, 9320 equity shares were sold by one of the promoter but was not lodged for transfer by the transferee. |
| | |



(I)(b) Statement showing holding of securities (including shares, warrants, convertible securities) of persons belonging to the category "Promoter and Promoter Group"


| Sr. No. | Name of the shareholder | Details of Shares held | | Encumbered shares (*) | | | Details of warrants | | Details of convertible securities | | Total shares (including underlying shares assuming full conversion of warrants and convertible securities) as a % of diluted share capital |
|--------------|--------------------------|------------------------|-------------------------------------|-----------------------|--------------------------|---|-------------------------|---|---------------------------------------|---|--|
| | | Number of shares held | As a % of grand total (A) +(B) +(C) | No. | As a percentage | As a % of grand total (A)+(B) +(C) of sub-clause (I)(a) | Number of warrants held | As a % total number of warrants of the same class | Number of convertible securities held | As a % total number of convertible securities of the same class | |
| (i) | (ii) | (iii) | (iv) | (v) | $(VI) = (V) / (i) * 100$ | (vii) | (viii) | (ix) | (x) | (xi) | (xii) |
| 1 | Autolite (India) Limited | 508920 | 16.95 | 0 | 0.00 | 0.00 | 0 | 0.00 | 0 | 0.00 | 0 |
| 2 | Usha Gupta | 432840 | 14.41 | 0 | 0.00 | 0.00 | 0 | 0.00 | 0 | 0.00 | 0 |
| 3 | Mahi Pal Gupta | 395460 | 13.17 | 0 | 0.00 | 0.00 | 0 | 0.00 | 0 | 0.00 | 0 |
| 4 | Bhawana Gupta | 92050 | 3.07 | 0 | 0.00 | 0.00 | 0 | 0.00 | 0 | 0.00 | 0 |
| 5 | Anubha Gupta | 87650 | 2.92 | 0 | 0.00 | 0.00 | 0 | 0.00 | 0 | 0.00 | 0 |
| 6 | Adarsh Mahipal Gupta | 70050 | 2.33 | 0 | 0.00 | 0.00 | 0 | 0.00 | 0 | 0.00 | 0 |
| 7 | Amit Mahipal Gupta | 62823 | 2.09 | 0 | 0.00 | 0.00 | 0 | 0.00 | 0 | 0.00 | 0 |
| 8 | Mahi Pal Gupta HUF | 57860 | 1.93 | 0 | 0.00 | 0.00 | 0 | 0.00 | 0 | 0.00 | 0 |
| 9 | Sneha Gupta | 6250 | 0.21 | 0 | 0.00 | 0.00 | 0 | 0.00 | 0 | 0.00 | 0 |
| 10 | Adarsh Mahipal Gupta HUF | 2800 | 0.09 | 0 | 0.00 | 0.00 | 0 | 0.00 | 0 | 0.00 | 0 |
| TOTAL | | 1716703 | 57.16 | 0 | 0.00 | 0.00 | 0 | 0.00 | 0 | 0.00 | 0 |

(* The term "encumbrance" has the same meaning as assigned to it in regulation 28(3) of the SAST Regulations, 2011




(I)(c)(i) Statement showing holding of securities (including shares, warrants, convertible securities) of persons belonging to the category "Public" and holding more than 1% of the total number of shares

| Sr. No. | Name of the shareholder | Number of shares held | Shares as a percentage of total number of shares (i.e., Grand Total (A)+(B)+(C) indicated in Statement at para (I)(a) above} | Details of warrants | | Details of convertible securities | | Total shares (including underlying shares assuming full conversion of warrants and convertible securities) as a % of diluted share capital |
|--------------|--|-----------------------|--|-------------------------|---|---------------------------------------|--|--|
| | | | | Number of warrants held | As a % total number of warrants of the same class | Number of convertible securities held | % w.r.t total number of convertible securities of the same class | |
| 1 | N. H. Parekh Financial Consultants Pvt. Ltd. | 60,000 | 2.00 | 0 | 0.00 | 0 | 0.00 | 0 |
| 2 | Rajesh Mangilal Ranka | 42,005 | 1.40 | 0 | 0.00 | 0 | 0.00 | 0 |
| TOTAL | | 102,005 | 3.40 | 0 | 0.00 | 0 | 0.00 | 0 |




(I)(c)(ii) Statement showing holding of securities (including shares, warrants, convertible securities) of persons (together with PAC) belonging to the category "Public" and holding more than 5% of the total number of shares of the company

| Sr. No. | Name(s) of the shareholder(s) and the Persons Acting in Concert (PAC) with them | Number of shares | Shares as a percentage of total number of shares {i.e., Grand Total (A)+(B)+(C) indicated in Statement at para (I)(a) above} | Details of warrants | | Details of convertible securities | | Total shares (including underlying shares assuming full conversion of warrants and convertible securities) as a % of diluted share capital |
|--------------|---|------------------|--|---------------------|---|---------------------------------------|--|--|
| | | | | Number of warrants | As a % total number of warrants of the same class | Number of convertible securities held | % w.r.t total number of convertible securities of the same class | |
| 1 | Nil | | 0.00 | | 0.00 | | 0.00 | |
| TOTAL | | 0 | 0.00 | 0 | 0.00 | 0 | 0.00 | 0 |




(I)(d) Statement showing details of locked-in shares

| Sr. No. | Name of the shareholder | Number of locked-in shares | Locked-in shares as a percentage of total number of shares {i.e., Grand Total (A)+(B)+(C) indicated in Statement at para (I)(a) above} |
|----------------|--------------------------------|-----------------------------------|---|
| 1 | NIL | | 0.00 |
| TOTAL | | 0 | 0.00 |



(II)(a) Statement showing details of Depository Receipts (DRs)

| Sr. No. | Type of outstanding DR (ADRs, GDRs, SDRs, etc.) | Number of outstanding DRs | Number of shares underlying outstanding DRs | Shares underlying outstanding DRs as a percentage of total number of shares {i.e., Grand Total (A)+(B)+(C) indicated in Statement at para (I)(a) above} |
|--------------|---|---------------------------|---|---|
| 1 | NIL | | | 0.00 |
| TOTAL | | 0 | 0 | 0.00 |



(II)(b) Statement showing holding of Depository Receipts (DRs), where underlying shares held by "promoter/promoter group" are in excess of 1% of the total number of shares

| Sr. No. | Name of the DR Holder | Type of outstanding DR (ADRs, GDRs, SDRs, etc.) | Number of shares underlying outstanding DRs | Shares underlying outstanding DRs as a percentage of total number of shares {i.e., Grand Total (A)+(B)+(C) indicated in Statement at para (I)(a) above} |
|--------------|-----------------------|---|---|---|
| 1 | NIL | | | 0.00 |
| TOTAL | | | 0 | 0.00 |

