



PSL Limited

3rd Floor, 'Punj House',
M-13A, Connaught Circus,
New Delhi - 110 001
Tel. : 2341 5050 - 53 Fax : 2341 5054
E-mail : pslllegal@pslltd.co.in
Website : www.psllimited.com

| (1)(a) STATEMENT SHOWING SHAREHOLDING PATTERN IN CLAUSE-35 | | | |
|---|-------------------------------|--|---|
| NAME OF THE COMPANY: P S L LIMITED | | | |
| SCRIP CODE: | 526801 | Name of the Scrip: | |
| Class of Security: | | | |
| QUARTER ENDED: | 31/03/2015 | | |
| Partly paid-up shares | No. of partly paid-up shares | As a % of total no. of partly paid-up shares | As a % of total no. of shares of the Company. |
| Held by promoter/promoter group | 0 | 0 | 0 |
| Held by Public | 0 | 0 | 0 |
| Total: | 0 | 0 | 0 |
| Outstanding convertible securities: | No. of outstanding securities | As a % of total no. of outstanding convertible securities. | As a % of total no. of shares of the Company assuming full conversion of the convertible securities |
| Held by promoter/promoter group | 0 | 0 | 0 |
| Held by Public | 0 | 0 | 0 |
| Total: | 0 | 0 | 0 |
| Warrants: | No. of warrants | As a % of total no. of warrants | As a % of total no. of shares of the Company, assuming full conversion of warrants |
| Held by promoter/promoter group | 0 | 0 | 0 |
| Held by Public | 0 | 0 | 0 |
| Total: | 0 | 0 | 0 |
| Total paid-up capital of the Company, assuming full conversion of warrants and convertible securities | 98935252 | 0 | 100.00 |

For PSL LIMITED

Shashi Ranjan
Shashi Ranjan
(Company Secretary)

CORPORATE OFFICE : PSL Towers, 615, Makwana Road, Marol, Andheri (E), Mumbai-400 059 Tel. : 66447777 / 7788 / 7888 Fax : 66447700
REGISTERED OFFICE : Kachigam, Daman (U.T.) - 396210 Tel. : (0260) 2242989 / 2244496 Fax : (0260) 2241932
CIN : L67120DD1987PLC002395 • • • PAN : AAACP2734K



| CATEGORY CODE | CATEGORY OF SHAREHOLDER | NO OF SHARE HOLDERS | TOTAL NUMBER OF SHARES | NO OF SHARES HELD IN DEMATERIALIZ | TOTAL SHAREHOLDING AS A % OF TOTAL NO OF SHARES | | SHARES PLEDGE OR OTHERWISE ENCUMBERED | |
|---------------|---|---------------------|------------------------|-----------------------------------|---|----------------------------|---------------------------------------|---------------------------------------|
| | | | | | AS a PERCENTAGE of (A+B) | As a PERCENTAGE of (A+B+C) | NUMBER OF SHARES | AS a PERCENTAGE (IX)=(VIII)/(IV)* 100 |
| (I) | (II) | (III) | (IV) | (V) | (VI) | (VII) | (VIII) | (IX) |
| (A) | PROMOTER AND PROMOTER GROUP | | | | | | | |
| (1) | INDIAN | | | | | | | |
| (a) | Individual /HUF | 17 | 17361610 | 17361610 | 17.55 | 17.55 | 17361610 | 100.00 |
| (b) | Central Government/State Government(s) | 0 | 0 | 0 | 0.00 | 0.00 | 0 | 0.00 |
| (c) | Bodies Corporate | 3 | 3621100 | 3621100 | 3.66 | 3.66 | 3621100 | 100.00 |
| (d) | Financial Institutions / Banks | 0 | 0 | 0 | 0.00 | 0.00 | 0 | 0.00 |
| (e) | Others | 0 | 0 | 0 | 0.00 | 0.00 | 0 | 0.00 |
| | Sub-Total A(1) : | 20 | 20982710 | 20982710 | 21.21 | 21.21 | 20982710 | 100.00 |
| (2) | FOREIGN | | | | | | | |
| (a) | Individuals (NRIs/Foreign Individuals) | 0 | 0 | 0 | 0.00 | 0.00 | 0 | 0.00 |
| (b) | Bodies Corporate | 0 | 0 | 0 | 0.00 | 0.00 | 0 | 0.00 |
| (c) | Institutions | 0 | 0 | 0 | 0.00 | 0.00 | 0 | 0.00 |
| (d) | Qualified Foreign Investor | 0 | 0 | 0 | 0.00 | 0.00 | 0 | 0.00 |
| (e) | Others | 0 | 0 | 0 | 0.00 | 0.00 | 0 | 0.00 |
| | Sub-Total A(2) : | 0 | 0 | 0 | 0.00 | 0.00 | 0 | 0.00 |
| | Total A=A(1)+A(2) | 20 | 20982710 | 20982710 | 21.21 | 21.21 | 20982710 | 100.00 |
| (B) | PUBLIC SHAREHOLDING | | | | | | | |
| (1) | INSTITUTIONS | | | | | | | |
| (a) | Mutual Funds /UTI | 2 | 1300 | 0 | 0.00 | 0.00 | | |
| (b) | Financial Institutions /Banks | 15 | 32516061 | 32516061 | 32.87 | 32.87 | | |
| (c) | Central Government / State Government(s) | 0 | 0 | 0 | 0.00 | 0.00 | | |
| (d) | Venture Capital Funds | 0 | 0 | 0 | 0.00 | 0.00 | | |
| (e) | Insurance Companies | 0 | 0 | 0 | 0.00 | 0.00 | | |
| (f) | Foreign Institutional Investors | 2 | 1235706 | 1235706 | 1.25 | 1.25 | | |
| (g) | Foreign Venture Capital Investors | 0 | 0 | 0 | 0.00 | 0.00 | | |
| (h) | Qualified Foreign Investor | 0 | 0 | 0 | 0.00 | 0.00 | | |
| (i) | Others | 0 | 0 | 0 | 0.00 | 0.00 | | |
| | Sub-Total B(1) : | 19 | 33753067 | 33751767 | 34.12 | 34.12 | | |
| (2) | NON-INSTITUTIONS | | | | | | | |
| (a) | Bodies Corporate | 636 | 19837915 | 19835515 | 20.05 | 20.05 | | |
| (b) | Individuals | | | | | | | |
| | (i) Individuals holding nominal share capital upto Rs.1 lakh | 30749 | 16015151 | 15908324 | 16.19 | 16.19 | | |
| | (ii) Individuals holding nominal share capital in excess of Rs.1 lakh | 213 | 7137728 | 7137728 | 7.21 | 7.21 | | |
| (c) | Others | 60 | 82373 | 82373 | 0.08 | 0.08 | | |
| | CLEARING MEMBERS | | | | | | | |
| | NON RESIDENT INDIANS | 421 | 1124808 | 1117508 | 1.14 | 1.14 | | |
| | OVERSEAS CORPORATE BODIES | 1 | 1000 | 0 | 0.00 | 0.00 | | |
| | TRUSTS | 1 | 500 | 500 | 0.00 | 0.00 | | |
| (d) | Qualified Foreign Investor | 0 | 0 | 0 | 0.00 | 0.00 | | |
| | Sub-Total B(2) : | 32081 | 44199475 | 44081948 | 44.68 | 44.68 | | |
| | Total B=B(1)+B(2) : | 32100 | 77952542 | 77833715 | 78.79 | 78.79 | | |
| | Total (A+B) : | 32120 | 98935252 | 98816425 | 100.00 | 100.00 | | |
| (C) | Shares held by custodians, against which Depository Receipts have been issued | | | | | | | |
| (1) | Promoter and Promoter Group | 0 | 0 | 0 | 0.00 | 0.00 | | |
| (2) | Public | | | | | | | |
| | GRAND TOTAL (A+B+C) : | 32120 | 98935252 | 98816425 | 100.00 | 100.00 | 20982710 | 21.21 |

For PSL LIMITED

(Signature)
 Shri. Anjan
 (Company Secretary)



| (I)(b) Statement showing holding of securities (including shares, warrants, convertible securities) of persons belonging to the category "Promoter and Promoter Group" | | | | | | | | | | | |
|--|-------------------------------------|------------------------|-----------------------------------|-----------------------|--------------------|--|-------------------------|---|---------------------------------------|---|--|
| Sr.No | Name of the Shareholder | Details of Shares held | | Encumbered shares (*) | | | Details of Warrants | | Details of convertible securities | | Total Shares (including underlying shares assuming full conversion of warrants and convertible securities) as a % of diluted share capital |
| | | No. of Shares held | As a % of grand total (A)+(B)+(C) | Pledge Shares | AS a percentage | AS a % of grand total (A) + (B) + (C) of sub-clause (I)(a) | Number of warrants held | As a % total number of warrants of the same class | Number of convertible securities held | As a % total number of convertible securities of the same class | |
| (I) | (II) | (III) | (IV) | (V) | (VI)=(V)/(III)*100 | (VII) | (VIII) | (IX) | (X) | (XI) | (XII) |
| 1 | ARJUN A PUNJ | 3011580 | 3.04 | 3011580 | 100.00 | 3.04 | 0 | 0.00 | 0 | 0.00 | 3.04 |
| 2 | KESHAV A. PUNJ | 3011550 | 3.04 | 3011550 | 100.00 | 3.04 | 0 | 0.00 | 0 | 0.00 | 3.04 |
| 3 | RAGHAV A. PUNJ | 2182600 | 2.21 | 2182600 | 100.00 | 2.21 | 0 | 0.00 | 0 | 0.00 | 2.21 |
| 4 | PSL CORROSION CONTROL SERVICES LTD. | 2150000 | 2.17 | 2150000 | 100.00 | 2.17 | 0 | 0.00 | 0 | 0.00 | 2.17 |
| 5 | ASHOK Y. PUNJ | 1660000 | 1.68 | 1660000 | 100.00 | 1.68 | 0 | 0.00 | 0 | 0.00 | 1.68 |
| 6 | ASHOK Y. PUNJ | 1630660 | 1.65 | 1630660 | 100.00 | 1.65 | 0 | 0.00 | 0 | 0.00 | 1.65 |
| 7 | ASHOK Y. PUNJ | 1629230 | 1.65 | 1629230 | 100.00 | 1.65 | 0 | 0.00 | 0 | 0.00 | 1.65 |
| 8 | PUNJ INTERNATIONAL PRIVATE LIMITED | 1367000 | 1.38 | 1367000 | 100.00 | 1.38 | 0 | 0.00 | 0 | 0.00 | 1.38 |
| 9 | SANDHYA A. PUNJ | 622000 | 0.63 | 622000 | 100.00 | 0.63 | 0 | 0.00 | 0 | 0.00 | 0.63 |
| 10 | SANDHYA A. PUNJ | 589900 | 0.60 | 589900 | 100.00 | 0.60 | 0 | 0.00 | 0 | 0.00 | 0.60 |
| 11 | SANDHYA A. PUNJ | 556500 | 0.56 | 556500 | 100.00 | 0.56 | 0 | 0.00 | 0 | 0.00 | 0.56 |
| 12 | NEERA A. PUNJ | 513100 | 0.52 | 513100 | 100.00 | 0.52 | 0 | 0.00 | 0 | 0.00 | 0.52 |
| 13 | SHAKUNTALARANI Y PUNJ | 505330 | 0.51 | 505330 | 100.00 | 0.51 | 0 | 0.00 | 0 | 0.00 | 0.51 |
| 14 | SHAKUNTALARANI Y PUNJ | 505250 | 0.51 | 505250 | 100.00 | 0.51 | 0 | 0.00 | 0 | 0.00 | 0.51 |
| 15 | SHAKUNTALARANI Y PUNJ | 505250 | 0.51 | 505250 | 100.00 | 0.51 | 0 | 0.00 | 0 | 0.00 | 0.51 |
| 16 | ALOK PUNJ | 137000 | 0.14 | 137000 | 100.00 | 0.14 | 0 | 0.00 | 0 | 0.00 | 0.14 |
| 17 | JAYA A. PUNJ | 105200 | 0.11 | 105200 | 100.00 | 0.11 | 0 | 0.00 | 0 | 0.00 | 0.11 |
| 18 | PUNJ INVESTMENTS PVT LTD | 104100 | 0.11 | 104100 | 100.00 | 0.11 | 0 | 0.00 | 0 | 0.00 | 0.11 |
| 19 | ADITI ALOK PUNJ | 98260 | 0.10 | 98260 | 100.00 | 0.10 | 0 | 0.00 | 0 | 0.00 | 0.10 |
| 20 | ARYA A. PUNJ | 98200 | 0.10 | 98200 | 100.00 | 0.10 | 0 | 0.00 | 0 | 0.00 | 0.10 |
| | TOTAL : | 20982710 | 21.21 | 20982710 | 100.00 | 21.21 | 0 | 0.00 | 0 | 0.00 | 21.21 |

For PSL LIMITED

Shashi Ranjan
Shashi Ranjan
(Company Secretary)



| (I)(c)(i) Statement showing holding of securities (including shares, warrants, convertible securities) of persons belonging to the category "Public" and holding more than 1% of the total number of shares | | | | | | | | |
|---|--|-----------------------|--|-------------------------|---|---------------------------------------|--|---|
| Sr.No. | Name of the shareholder | Number of shares held | Shares as a percentage of total number of shares (i.e., Grant total (A)+(B)+(C) indicated in Statement at para (I)(a) above) | Details of warrants | | Details of convertible securities | | Total shares (including underlying shares assuming full conversion of warrants and convertible securities) as a % of diluted share capital) |
| | | | | Number of warrants held | As a % total number of warrants of the same class | Number of convertible securities held | % w.r.t total number of convertible securities of the same class | |
| 1 | EDELWEISS ASSET RECONSTRUCTION COMPANY LIMITED | 12280770 | 12.41 | 0 | 0.00 | 0 | 0.00 | 12.41 |
| 2 | ICICI BANK LTD | 8346150 | 8.44 | 0 | 0.00 | 0 | 0.00 | 8.44 |
| 3 | INDIAN OVERSEAS BANK | 6123076 | 6.19 | 0 | 0.00 | 0 | 0.00 | 6.19 |
| 4 | DBS BANK LIMITED | 3015380 | 3.05 | 0 | 0.00 | 0 | 0.00 | 3.05 |
| 5 | LLOYD SYSTEMS PRIVATE LIMITED | 2607190 | 2.64 | 0 | 0.00 | 0 | 0.00 | 2.64 |
| 6 | CANARA BANK-MUMBAI | 2519230 | 2.55 | 0 | 0.00 | 0 | 0.00 | 2.55 |
| 7 | THE FEDERAL BANK LIMITED | 2403846 | 2.43 | 0 | 0.00 | 0 | 0.00 | 2.43 |
| 8 | UNION BANK OF INDIA | 2380769 | 2.41 | 0 | 0.00 | 0 | 0.00 | 2.41 |
| 9 | ING VYSYA BANK LIMITED | 1700000 | 1.72 | 0 | 0.00 | 0 | 0.00 | 1.72 |
| 10 | EXPORT- IMPORT BANK OF INDIA | 1642307 | 1.66 | 0 | 0.00 | 0 | 0.00 | 1.66 |
| 11 | INDIAN BANK | 1423076 | 1.44 | 0 | 0.00 | 0 | 0.00 | 1.44 |
| 12 | DAIWA CAPITAL MARKETS SINGAPORE LIMITED A/C HANWACO. LTD | 1221206 | 1.23 | 0 | 0.00 | 0 | 0.00 | 1.23 |
| 13 | EDELWEISS ASSET RECONSTRUCTION COMPANY LTD | 1046150 | 1.06 | 0 | 0.00 | 0 | 0.00 | 1.06 |
| TOTAL : | | 46709150 | 47.21 | 0 | 0.00 | 0 | 0.00 | 47.21 |

For PSL LIMITED

Shashi Ranjan
Shashi Ranjan
(Company Secretary)




| (l)(c)(ii) Statement showing holding of securities (including shares, warrants, convertible securities) of persons (together with PAC) belonging to the category "Public" and holding more than 5% of the total number of shares of the company | | | | | | | | |
|---|---|-----------------------|--|-------------------------|---|---------------------------------------|--|---|
| Sr.No. | Name(s) of the shareholder(s) and the Persons Acting in Concert (PAC) with them | Number of shares held | Shares as a percentage of total number of shares (i.e., Grant total (A)+(B)+(C) indicated in Statement at para (l)(a) above) | Details of warrants | | Details of convertible securities | | Total shares (including underlying shares assuming full conversion of warrants and convertible securities) as a % of diluted share capital) |
| | | | | Number of warrants held | As a % total number of warrants of the same class | Number of convertible securities held | % w.r.t total number of convertible securities of the same class | |
| 1 | EDELWEISS ASSET RECONSTRUCTION COMPANY LIMITED | 12280770 | 12.41 | 0 | 0.00 | 0 | 0.00 | 12.41 |
| 2 | ICICI BANK LTD | 8346150 | 8.44 | 0 | 0.00 | 0 | 0.00 | 8.44 |
| 3 | INDIAN OVERSEAS BANK | 6123076 | 6.19 | 0 | 0.00 | 0 | 0.00 | 6.19 |
| TOTAL : | | 26749996 | 27.04 | 0 | 0.00 | 0 | 0.00 | 27.04 |

For PSL LIMITED
Shashi Ranjan
 Shashi Ranjan
 (Company Secretary)




| (I)(d) | STATEMENT SHOWING DETAILS OF LOCKED-IN SHARES" | | | |
|--------|--|----------------------------|---|--------------------------------|
| Sr.No. | Name of the shareholder | Number of locked-in shares | Locked-in shares as a (%) percentage of total number of shares (i.e, Grand Total (A)+(B)+(C) Indicated in Statement at para (I)(a) above} | Promoter/Promoter Group/Public |
| 1 | EDELWEISS ASSET RECONSTRUCTION COMPANY LIMITED | 12280770 | 12.41 | PUBLIC |
| 2 | ICICI BANK LTD | 8346150 | 8.44 | PUBLIC |
| 3 | INDIAN OVERSEAS BANK | 6123076 | 6.19 | PUBLIC |
| 4 | DBS BANK LIMITED | 3015380 | 3.05 | PUBLIC |
| 5 | CANARA BANK-MUMBAI | 2519230 | 2.55 | PUBLIC |
| 6 | THE FEDERAL BANK LIMITED | 2403846 | 2.43 | PUBLIC |
| 7 | UNION BANK OF INDIA | 2380769 | 2.41 | PUBLIC |
| 8 | ING VYSYA BANK LIMITED | 1700000 | 1.72 | PUBLIC |
| 9 | EXPORT- IMPORT BANK OF INDIA | 1642307 | 1.66 | PUBLIC |
| 10 | INDIAN BANK | 1423076 | 1.44 | PUBLIC |
| 11 | EDELWEISS ASSET RECONSTRUCTION COMPANY LTD | 1046150 | 1.06 | PUBLIC |
| 12 | ORIENTAL BANK OF COMMERCE | 811538 | 0.82 | PUBLIC |
| 13 | ABU DHABI COMM BANK LTD | 696150 | 0.70 | PUBLIC |
| 14 | BANK OF BAHRAIN AND KUWAIT B.S.C | 630769 | 0.64 | PUBLIC |
| 15 | IDBI BANK LIMITED | 619230 | 0.63 | PUBLIC |
| | TOTAL : | 45638441 | 46.13 | |

For PSL LIMITED


Shashi Ranjan
(Company Secretary)




| (II)(a) | STATEMENT SHOWING DETAILS OF DEPOSITORY RECEIPTS (DRS) | | | |
|---------|--|---------------------------|---|--|
| Sr.No. | Type of outstanding DR (ADRs,GDRs,SDRs,etc) | Number of outstanding DRs | Number of shares underlying outstanding DRs | Shares underlying outstanding DRs as a percentage of total number of shares (i.e., Grand Total (A)+(B)+(C) indicated in Statement at Para(I)(a) above} |
| | | | | |
| | | | | |
| | | | | |
| | TOTAL : | 0 | 0 | 0 |

For PSL LIMITED.

Shashi Ranjan
(Company Secretary)



| (II)(b) | Statement showing Holding of Depository Receipts (DRs), where underlying shares held by "Promoter/Promoter group" are in excess of 1% of the total number shares. | | | |
|---------|---|---|---|--|
| Sr.No. | Name of the DR Holder | Type of outstanding DR (ADRs,GDRs, SDRs,etc.) | Number of shares underlying outstanding DRs | Shares underlying outstanding DRs as a percentage of total number of shares {i.e., Grand Total (A)+(B)+(C) indicated in Statement at para(I)(a) above} |
| | | | | |
| TOTAL : | | | 0 | 0 |

For PSL LIMITED


Shaahi Ranjan
(Company Secretary)