



PSL Limited


Secretarial & Legal Deptt.

3rd Floor, 'Punj House',
M-13A, Connaught Circus,
New Delhi - 110 001

Tel. : 2341 5050 - 53 Fax : 2341 5054

E-mail : pslegal@psltd.co.in


Website : www.pslimited.com

(1)(a) STATEMENT SHOWING SHAREHOLDING PATTERN IN CLAUSE-35			
NAME OF THE COMPANY: PSL LIMITED			
SCRIP CODE:	526801	Name of the Scrip: PSL	
Class of Security:			
QUARTER ENDED:	30/09/2014		
Partly paid-up shares	No. of partly paid-up shares	As a % of total no. of partly paid-up shares	As a % of total no. of shares of the Company.
Held by promoter/promoter group	0	0	0
Held by Public	0	0	0
Total:	0	0	0
Outstanding convertible securities:	No. of outstanding securities	As a % of total no. of outstanding convertible securities.	As a % of total no. of shares of the Company assuming full conversion of the convertible securities
Held by promoter/promoter group	0	0	0
Held by Public	0	0	0
Total:	0	0	0
Warrants:	No. of warrants	As a % of total no. of warrants	As a % of total no. of shares of the Company, assuming full conversion of warrants
Held by promoter/promoter group	0	0	0
Held by Public	0	0	0
Total:	0	0	0
Total paid-up capital of the Company, assuming full conversion of warrants and convertible securities	53296811	0	100.00
for PSL Limited  (Saryesh Kashyap) AGM - Legal & Secretarial			
Dated: October 14, 2014			



CATEGORY CODE	CATEGORY OF SHAREHOLDER	NO OF SHARE HOLDERS	TOTAL NUMBER OF SHARES	NO OF SHARES HELD IN DEMATERIALIZED FORM	TOTAL SHAREHOLDING AS A % OF TOTAL NO OF SHARES		SHARES PLEDGE OR OTHERWISE ENCUMBERED	
					AS a PERCENTAGE of (A+B)	As a PERCENTAGE of (A+B+C)	NUMBER OF SHARES	AS a PERCENTAGE
(I)	(II)	(III)	(IV)	(V)	(VI)	(VII)	(VIII)	(IX)=(VIII)/(IV)*100
(A)	PROMOTER AND PROMOTER GROUP							
(1)	INDIAN							
(a)	Individual /HUF	17	17361610	17361610	32.58	32.58	17361610	100.00
(b)	Central Government/State Government(s)	0	0	0	0.00	0.00	0	0.00
(c)	Bodies Corporate	3	3621100	3621100	6.79	6.79	3621100	100.00
(d)	Financial Institutions / Banks	0	0	0	0.00	0.00	0	0.00
(e)	Others	0	0	0	0.00	0.00	0	0.00
	Sub-Total A(1) :	20	20982710	20982710	39.37	39.37	20982710	100.00
(2)	FOREIGN							
(a)	Individuals (NRIs/Foreign Individuals)	0	0	0	0.00	0.00	0	0.00
(b)	Bodies Corporate	0	0	0	0.00	0.00	0	0.00
(c)	Institutions	0	0	0	0.00	0.00	0	0.00
(d)	Qualified Foreign Investor	0	0	0	0.00	0.00	0	0.00
(e)	Others	0	0	0	0.00	0.00	0	0.00
	Sub-Total A(2) :	0	0	0	0.00	0.00	0	0.00
	Total A=A(1)+A(2)	20	20982710	20982710	39.37	39.37	20982710	100.00
(B)	PUBLIC SHAREHOLDING							
(1)	INSTITUTIONS							
(a)	Mutual Funds /UTI	2	1300	0	0.00	0.00		
(b)	Financial Institutions /Banks	2	204540	204540	0.38	0.38		
(c)	Central Government / State Government(s)	0	0	0	0.00	0.00		
(d)	Venture Capital Funds	0	0	0	0.00	0.00		
(e)	Insurance Companies	0	0	0	0.00	0.00		
(f)	Foreign Institutional Investors	2	1235706	1235706	2.32	2.32		
(g)	Foreign Venture Capital Investors	0	0	0	0.00	0.00		
(h)	Qualified Foreign Investor	0	0	0	0.00	0.00		
(i)	Others	0	0	0	0.00	0.00		
	Sub-Total B(1) :	6	1441546	1440246	2.70	2.70		
(2)	NON-INSTITUTIONS							
(a)	Bodies Corporate	790	7040906	7038506	13.21	13.21		
(b)	Individuals							
	(i) Individuals holding nominal share capital upto Rs.1 lakh	31304	15281068	15172641	28.67	28.67		
	(ii) Individuals holding nominal share capital in excess of Rs.1 lakh	198	7385719	7385719	13.86	13.86		
(c)	Others	443	1091652	1084352	2.05	2.05		
	NON RESIDENT INDIANS							
	OVERSEAS CORPORATE BODIES	1	1000	0	0.00	0.00		
	CLEARING MEMBERS	89	71710	71710	0.13	0.13		
	TRUSTS	1	500	500	0.00	0.00		
(d)	Qualified Foreign Investor	0	0	0	0.00	0.00		
	Sub-Total B(2) :	32826	30872585	30753428	57.93	57.93		
	Total B=B(1)+B(2) :	32832	32314101	32193674	60.63	60.63		
	Total (A+B) :	32852	53296811	53176384	100.00	100.00		
(C)	Shares held by custodians, against which Depository Receipts have been issued							
(1)	Promoter and Promoter Group							
(2)	Public	0	0	0	0.00	0.00		
	GRAND TOTAL (A+B+C) :	32852	53296811	53176384	100.00	0.00	20982710	39.37

SK





Statement showing holding of securities (including shares, warrants, convertible securities) of persons belonging to the category (l)(b) "Promoter and Promoter Group"											
Sr. No	Name of the Shareholder	Details of Shares held		Encumbered shares (*)			Details of Warrants		Details of convertible securities		Total Shares (including underlying shares assuming full conversion of warrants and convertible securities) as a % of diluted share capital
		No. of Shares held	As a % of grand total (A)+(B)+(C)	Pledge Shares	AS a percentage	AS a % of grand total (A) + (B) + (C) of sub-clause (I)(a)	Number of warrants held	As a % total number of warrants of the same class	Number of convertible securities held	As a % total number of convertible securities of the same class	
(I)	(II)	(III)	(IV)	(V)	(VI)=(V)/(III)*100	(VII)	(VIII)	(IX)	(X)	(XI)	(XII)
1	ARJUN A PUNJ	3011580	5.65	3011580	100.00	5.65	0	0.00	0	0.00	5.65
2	KESHAV A. PUNJ	3011550	5.65	3011550	100.00	5.65	0	0.00	0	0.00	5.65
3	RAGHAV A. PUNJ	2182600	4.10	2182600	100.00	4.10	0	0.00	0	0.00	4.10
4	PSL CORROSION CONTROL SERVICES LTD.	2150000	4.03	2150000	100.00	4.03	0	0.00	0	0.00	4.03
5	ASHOK Y. PUNJ	1660000	3.11	1660000	100.00	3.11	0	0.00	0	0.00	3.11
6	ASHOK Y. PUNJ	1630660	3.06	1630660	100.00	3.06	0	0.00	0	0.00	3.06
7	ASHOK Y. PUNJ	1629230	3.06	1629230	100.00	3.06	0	0.00	0	0.00	3.06
8	PUNJ INTERNATIONAL PRIVATE LIMITED	1367000	2.56	1367000	100.00	2.56	0	0.00	0	0.00	2.56
9	SANDHYA A. PUNJ	622000	1.17	622000	100.00	1.17	0	0.00	0	0.00	1.17
10	SANDHYA A. PUNJ	589900	1.11	589900	100.00	1.11	0	0.00	0	0.00	1.11
11	SANDHYA A. PUNJ	556500	1.04	556500	100.00	1.04	0	0.00	0	0.00	1.04
12	NEERA A. PUNJ	513100	0.96	513100	100.00	0.96	0	0.00	0	0.00	0.96
13	SHAKUNTALARAN I Y PUNJ	505330	0.95	505330	100.00	0.95	0	0.00	0	0.00	0.95
14	SHAKUNTALARAN I Y PUNJ	505250	0.95	505250	100.00	0.95	0	0.00	0	0.00	0.95
15	SHAKUNTALARAN I Y PUNJ	505250	0.95	505250	100.00	0.95	0	0.00	0	0.00	0.95
16	ALOK PUNJ	137000	0.26	137000	100.00	0.26	0	0.00	0	0.00	0.26
17	JAYA A. PUNJ	105200	0.20	105200	100.00	0.20	0	0.00	0	0.00	0.20
18	PUNJ INVESTMENTS PVT LTD	104100	0.20	104100	100.00	0.20	0	0.00	0	0.00	0.20
19	ADITI ALOK PUNJ	98260	0.18	98260	100.00	0.18	0	0.00	0	0.00	0.18
20	ARYA A. PUNJ	98200	0.18	98200	100.00	0.18	0	0.00	0	0.00	0.18
TOTAL :		20982710	39.37	20982710	100.00	39.37	0	0.00	0	0.00	39.37


S. K. Kaphyal





(1)(c) Statement showing holding of securities (including shares, warrants, convertible securities) of persons belonging to the category "Public" and holding more than 1% of the total number of shares								
Sr. No.	Name of the shareholder	Number of shares held	Shares as a percentage of total number of shares (i.e., Grant total (A)+(B)+(C) indicated in Statement at para (1)(a) above)	Details of warrants		Details of convertible securities		Total shares (including underlying shares assuming full conversion of warrants and convertible securities) as a % of diluted share capital)
				Number of warrants held	As a % total number of warrants of the same class	Number of convertible securities held	% w.r.t total number of convertible securities of the same class	
1	LLOYD SYSTEMS PRIVATE LIMITED	2607190	4.89	0	0.00	0	0.00	4.89
2	DAIWA CAPITAL MARKETS SINGAPORE LIMITED A/C HANWACO. LTD	1221206	2.29	0	0.00	0	0.00	2.29
TOTAL :		3828396	7.18	0	0.00	0	0.00	7.18

Kohyal





Statement showing holding of securities (including shares, warrants, convertible securities) of persons (together with PAC) belonging to the category "Public" and holding more than 5% of the total number of shares of the company								
Sr. No.	Name(s) of the shareholder(s) and the Persons Acting in Concert (PAC) with them	Number of shares held	Shares as a percentage of total number of shares (i.e., Grant total (A)+(B)+(C) indicated in Statement at para (I)(a) above)	Details of warrants		Details of convertible securities		Total shares (including underlying shares assuming full conversion of warrants and convertible securities) as a % of diluted share capital)
				Number of warrants held	As a % total number of warrants of the same class	Number of convertible securities held	% w.r.t total number of convertible securities of the same class	
TOTAL :		0	0	0	0	0	0	0

Signature





(I)(d) STATEMENT SHOWING DETAILS OF LOCKED-IN SHARES"				
Sr.No.	Name of the shareholder	Number of locked-in shares	Locked-in shares as a (%) percentage of total number of shares {i.e, Grand Total (A)+(B)+(C) Indicated in Statement at para (I)(a) above}	Promoter/Promoter Group/Public
TOTAL :		0	0	

S. Kishor





(II)(a) STATEMENT SHOWING DETAILS OF DEPOSITORY RECEIPTS (DRS)				
Sr. No.	Type of outstanding DR (ADRs, GDRs, SDRs, etc.)	Number of outstanding DRs	Number of shares underlying outstanding DRs	Shares underlying outstanding DRs as a percentage of total number of shares {i.e., Grand Total (A)+(B)+(C) indicated in Statement at Para(I)(a) above}
	TOTAL :	0	0	0

Kothiyal





(II)(b) Statement showing Holding of Depository Receipts (DRs), where underlying shares held by "Promoter/Promoter group" are in excess of 1% of the total number shares.				
Sr.No.	Name of the DR Holder	Type of outstanding DR (ADRs,GDRs,S DRs,etc.)	Number of shares underlying outstanding DRs	Shares underlying outstanding DRs as a percentage of total number of shares (i.e., Grand Total (A)+(B)+(C) indicated in Statement at para(I)(a) above}
TOTAL :			0	0

Signature

