



# PG ELECTROPLAST LIMITED

**Corporate Office :**

P-4/2, 4/3, 4/4, 4/5, 4/6, Site-B, UPSIDC Industrial Area, Surajpur  
Greater Noida-201306, Distt. Gautam Budh Nagar (U.P.) India  
Phones # 91-120-2569323, Fax # 91-120-2569131  
E-mail # info@pgel.in Website # www.pgel.in

CIN : L32109DL2003PLC119416

**12<sup>th</sup> April 2014**

To,  
The Manager (Listing)  
**Bombay Stock Exchange Limited,**  
Phiroze Jeejeebhoy Towers,  
Dalal Street,  
Mumbai – 400 001

To,  
The Manager (Listing)  
**National Stock Exchange of India Limited,**  
Exchange Plaza,  
Bandra Kurla Complex,  
Bandra (East),  
Mumbai - 400 051

**Sub.: Shareholding Pattern for Quarter ended March 31, 2014**

Dear Sir,

Please find attached Shareholding Pattern of the Company, in format prescribed in clause 35 of the equity listing agreement, for the quarter ended March 31, 2014

This is for your information and record please.


Thanking you,  
For **PG Electroplast Limited**

**(KA Khandelwal)**  
**CFO & Company Secretary**


Ⓟ

Encl.: As above

| <b>(1)(a) STATEMENT SHOWING SHAREHOLDING PATTERN IN CLAUSE-35</b>  |                                      |   |  |
|--|--------------------------------------|---|--|
| <b>NAME OF THE COMPANY: PG ELECTROPLAST LIMITED</b>  |                                      |   |  |
| <b>SCRIP CODE:</b>   | <b>533581</b>                        | <b>Name of the Scrip: PGEL</b>                                    |  |
| <b>Class of Security:</b>  | <b>EQUITY</b>                        |   |  |
| <b>QUARTER ENDED:</b>  | <b>31-03-14</b>                      |   |  |
| <b>Partly paid-up shares</b>   | <b>No. of partly paid-up shares</b>  | <b>As a % of total no. of partly paid-up shares</b>               | <b>As a % of total no. of shares of the Company.</b>   |
| Held by promoter/promoter group  | 0                                    | 0   | 0  |
| Held by Public   | 0                                    | 0   | 0  |
| <b>Total:</b>  | <b>0</b>                             | <b>0</b>  | <b>0</b>   |
| <b>Outstanding convertible securities:</b>   | <b>No. of outstanding securities</b> | <b>As a % of total no. of outstanding convertible securities.</b> | <b>As a % of total no. of shares of the Company assuming full conversion of the convertible securities</b> |
| Held by promoter/promoter group  | 0                                    | 0   | 0  |
| Held by Public   | 0                                    | 0   | 0  |
| <b>Total:</b>  | <b>0</b>                             | <b>0</b>  | <b>0</b>   |
| <b>Warrants:</b>   | <b>No. of warrants</b>               | <b>As a % of total no. of warrants</b>                            | <b>As a % of total no. of shares of the Company, assuming full conversion of warrants</b>                  |
| Held by promoter/promoter group  | 0                                    | 0   | 0  |
| Held by Public   | 0                                    | 0   | 0  |
| <b>Total:</b>  | <b>0</b>                             | <b>0</b>  | <b>0</b>   |
| <b>Total paid-up capital of the Company, assuming full conversion of warrants and convertible securities</b> |                                      |   | <b>16,414,332</b>  |




| CATEGORY CODE | CATEGORY OF SHAREHOLDER  | NO OF SHAREHOLDERS | TOTAL NUMBER OF SHARES | NO OF SHARES HELD IN DEMATERIALIZED FORM | TOTAL SHAREHOLDING AS A % OF TOTAL NO OF SHARES |                   | SHARES PLEDGED OR OTHERWISE ENCUMBERED |                       |
|---------------|--|--------------------|------------------------|--|---|-------------------|--|-----------------------|
|               |  |                    |                        |  | AS a % of (A+B)                                 | As a % of (A+B+C) | No. of SHARES                          | AS a %                |
| (I)           | (II)   | (III)              | (IV)                   | (V)                                      | (VI)  | (VII)             | (VIII)                                 | (IX)=(VIII)/(I V)*100 |
| <b>(A)</b>    | <b>PROMOTER AND PROMOTER GROUP</b>   |                    |                        |  |   |                   |  |                       |
| <b>(1)</b>    | <b>INDIAN</b>  |                    |                        |  |   |                   |  |                       |
| (a)           | Individual /HUF  | 8                  | 10,669,332             | 10,669,332                               | 65.00   | 65.00             | 0                                      | 0.00                  |
| (b)           | Central Government/State Government(s)   | 0                  | -                      | -  | 0.00  | 0.00              | 0                                      | 0.00                  |
| (c)           | Bodies Corporate   | 0                  | -                      | -  | 0.00  | 0.00              | 0                                      | 0.00                  |
| (d)           | Financial Institutions / Banks   | 0                  | -                      | -  | 0.00  | 0.00              | 0                                      | 0.00                  |
| (e)           | Others   | 0                  | -                      | -  | 0.00  | 0.00              | 0                                      | 0.00                  |
|               | <b>Sub-Total A(1) :</b>  | <b>8</b>           | <b>10,669,332</b>      | <b>10,669,332</b>                        | <b>65.00</b>                                    | <b>65.00</b>      | <b>0</b>                               | <b>0.00</b>           |
| <b>(2)</b>    | <b>FOREIGN</b>   |                    |                        |  |   |                   |  |                       |
| (a)           | Individuals (NRIs/Foreign Individuals)   | 0                  | -                      | -  | 0.00  | 0.00              | 0                                      | 0.00                  |
| (b)           | Bodies Corporate   | 0                  | -                      | -  | 0.00  | 0.00              | 0                                      | 0.00                  |
| (c)           | Institutions   | 0                  | -                      | -  | 0.00  | 0.00              | 0                                      | 0.00                  |
| (d)           | Qualified Foreign Investor   | 0                  | -                      | -  | 0.00  | 0.00              | 0                                      | 0.00                  |
| (e)           | Others   | 0                  | -                      | -  | 0.00  | 0.00              | 0                                      | 0.00                  |
|               | <b>Sub-Total A(2) :</b>  | <b>0</b>           | <b>-</b>               | <b>-</b>                                 | <b>0.00</b>                                     | <b>0.00</b>       | <b>0</b>                               | <b>0.00</b>           |
|               | <b>Total A=A(1)+A(2)</b>   | <b>8</b>           | <b>10,669,332</b>      | <b>10,669,332</b>                        | <b>65.00</b>                                    | <b>65.00</b>      | <b>0</b>                               | <b>0.00</b>           |
| <b>(B)</b>    | <b>PUBLIC SHAREHOLDING</b>   |                    |                        |  |   |                   |  |                       |
| <b>(1)</b>    | <b>INSTITUTIONS</b>  |                    |                        |  |   |                   |  |                       |
| (a)           | Mutual Funds /UTI  | 0                  | -                      | -  | 0.00  | 0.00              |  |                       |
| (b)           | Financial Institutions /Banks  | 0                  | -                      | -  | 0.00  | 0.00              |  |                       |
| (c)           | Central Government / State Government(s)   | 0                  | -                      | -  | 0.00  | 0.00              |  |                       |
| (d)           | Venture Capital Funds  | 0                  | -                      | -  | 0.00  | 0.00              |  |                       |
| (e)           | Insurance Companies  | 0                  | -                      | -  | 0.00  | 0.00              |  |                       |
| (f)           | Foreign Institutional Investors  | 0                  | -                      | -  | 0.00  | 0.00              |  |                       |
| (g)           | Foreign Venture Capital Investors  | 0                  | -                      | -  | 0.00  | 0.00              |  |                       |
| (h)           | Qualified Foreign Investor   | 0                  | -                      | -  | 0.00  | 0.00              |  |                       |
| (i)           | Others   | 0                  | -                      | -  | 0.00  | 0.00              |  |                       |
|               | <b>Sub-Total B(1) :</b>  | <b>0</b>           | <b>-</b>               | <b>-</b>                                 | <b>0.00</b>                                     | <b>0.00</b>       |  |                       |
| <b>(2)</b>    | <b>NON-INSTITUTIONS</b>  |                    |                        |  |   |                   |  |                       |
| (a)           | Bodies Corporate   | 154                | 3,784,012              | 3,784,012                                | 23.05   | 23.05             |  |                       |
| (b)           | Individuals  |                    |                        |  |   |                   |  |                       |
|               | (i) Individuals holding nominal share capital upto Rs.1 lakh                         | 1249               | 205,451                | 205,400                                  | 1.25  | 1.25              |  |                       |
|               | (ii) Individuals holding nominal share capital in excess of Rs.1 lakh                | 21                 | 1,737,837              | 1,737,837                                | 10.59   | 10.59             |  |                       |
| (c)           | Others   |                    |                        |  |   |                   |  |                       |
|               | NON RESIDENT INDIANS   | 10                 | 484                    | 484                                      | 0.00  | 0.00              |  |                       |
|               | CLEARING MEMBERS   | 19                 | 17,216                 | 17,216                                   | 0.10  | 0.10              |  |                       |
| (d)           | Qualified Foreign Investor   | 0                  | -                      | -  | 0.00  | 0.00              |  |                       |
|               | <b>Sub-Total B(2) :</b>  | <b>1453</b>        | <b>5,745,000</b>       | <b>5,744,949</b>                         | <b>35.00</b>                                    | <b>35.00</b>      |  |                       |
|               | <b>Total B=B(1)+B(2) :</b>   | <b>1453</b>        | <b>5,745,000</b>       | <b>5,744,949</b>                         | <b>35.00</b>                                    | <b>35.00</b>      |  |                       |
|               | <b>Total (A+B) :</b>   | <b>1461</b>        | <b>16,414,332</b>      | <b>16,414,281</b>                        | <b>100.00</b>                                   | <b>100.00</b>     |  |                       |
| <b>(C)</b>    | <b>Shares held by custodians, against which Depository Receipts have been issued</b> |                    |                        |  |   |                   |  |                       |
| (1)           | Promoter and Promoter Group  |                    |                        |  |   |                   |  |                       |
| (2)           | Public   | 0                  | -                      | -  | 0.00  | 0.00              |  |                       |
|               | <b>GRAND TOTAL (A+B+C) :</b>   | <b>1461</b>        | <b>16,414,332</b>      | <b>16,414,281</b>                        | <b>100.00</b>                                   | <b>0.00</b>       | <b>0</b>                               | <b>0.00</b>           |



| (l)(b) Statement showing holding of securities (including shares, warrants, convertible securities) of persons belonging to the category "Promoter and Promoter Group" |                         |                        |                                   |                       |                    |  |                         |   |                                       |   |  |
|--|-------------------------|------------------------|-----------------------------------|-----------------------|--------------------|--|-------------------------|---|---------------------------------------|---|--|
| Sr.No  | Name of the Shareholder | Details of Shares held |                                   | Encumbered shares (*) |                    |  | Details of Warrants     |   | Details of convertible securities     |   | Total Shares (including underlying shares assuming full conversion of warrants and convertible securities) as a % of diluted share capital |
|  |                         | No. of Shares held     | As a % of grand total (A)+(B)+(C) | Pledge Shares         | AS a percentage    | AS a % of grand total (A) + (B) + (C) of sub-clause (I)(a) | Number of warrants held | As a % total number of warrants of the same class | Number of convertible securities held | As a % total number of convertible securities of the same class |  |
| (I)  | (II)                    | (III)                  | (IV)                              | (V)                   | (VI)=(V)/(III)*100 | (VII)  | (VIII)                  | (IX)  | (X)                                   | (XI)  | (XII)  |
| 1  | PROMOD GUPTA            | 4,016,166              | 24.47                             | 0                     | 0.00               | 0.00   | 0                       | 0.00  | 0                                     | 0.00  | 24.47  |
| 2  | VISHAL GUPTA            | 2,075,012              | 12.64                             | 0                     | 0.00               | 0.00   | 0                       | 0.00  | 0                                     | 0.00  | 12.64  |
| 3  | VIKAS GUPTA             | 2,070,722              | 12.62                             | 0                     | 0.00               | 0.00   | 0                       | 0.00  | 0                                     | 0.00  | 12.62  |
| 4  | ANURAG GUPTA            | 1,514,222              | 9.22                              | 0                     | 0.00               | 0.00   | 0                       | 0.00  | 0                                     | 0.00  | 9.22   |
| 5  | NEELU GUPTA             | 615,000                | 3.75                              | 0                     | 0.00               | 0.00   | 0                       | 0.00  | 0                                     | 0.00  | 3.75   |
| 6  | SUDESH GUPTA            | 265,500                | 1.62                              | 0                     | 0.00               | 0.00   | 0                       | 0.00  | 0                                     | 0.00  | 1.62   |
| 7  | NITASHA GUPTA           | 58,500                 | 0.36                              | 0                     | 0.00               | 0.00   | 0                       | 0.00  | 0                                     | 0.00  | 0.36   |
| 8  | SARIKA GUPTA            | 54,210                 | 0.33                              | 0                     | 0.00               | 0.00   | 0                       | 0.00  | 0                                     | 0.00  | 0.33   |
| <b>TOTAL :</b>   |                         | <b>10,669,332</b>      | <b>65.00</b>                      | <b>0</b>              | <b>0.00</b>        | <b>0.00</b>  | <b>0</b>                | <b>0.00</b>                                       | <b>0</b>                              | <b>0.00</b>   | <b>65.00</b>   |

| (l)(c)(i) Statement showing holding of securities (including shares, warrants, convertible securities) of persons belonging to the category "Public" and holding more than 1% of the total number of shares |                                   |                       |   |                         |   |                                       |  |   |  |  |  |
|---|-----------------------------------|-----------------------|---|-------------------------|---|---------------------------------------|--|---|--|--|--|
| Sr.No.  | Name of the shareholder           | Number of shares held | Shares as a % of total number of shares (i.e., Grant total (A)+(B)+(C) indicated in Statement at para (I)(a) above) | Details of warrants     |   | Details of convertible securities     |  | Total shares (including underlying shares assuming full conversion of warrants and convertible securities) as a % of diluted share capital) |  |  |  |
|   |                                   |                       |   | Number of warrants held | As a % total number of warrants of the same class | Number of convertible securities held | % w.r.t total number of convertible securities of the same class |   |  |  |  |
| 1   | AJAY SURENDRABHAI PATEL           | 776,000               | 4.73  | 0                       | 0.00  | 0                                     | 0.00   | 4.73  |  |  |  |
| 2   | VAISHALI AJAY PATEL               | 493,700               | 3.01  | 0                       | 0.00  | 0                                     | 0.00   | 3.01  |  |  |  |
| 3   | FREE INDIA ASSURANCE SERVICES LTD | 335,916               | 2.05  | 0                       | 0.00  | 0                                     | 0.00   | 2.05  |  |  |  |
| 4   | AMBER ENCLAVE PRIVATE LIMITED     | 314,553               | 1.92  | 0                       | 0.00  | 0                                     | 0.00   | 1.92  |  |  |  |
| 5   | IRM SERVICE PRIVATE LIMITED       | 309,434               | 1.89  | 0                       | 0.00  | 0                                     | 0.00   | 1.89  |  |  |  |
| 6   | ALOK FINANCE PRIVATE LIMITED      | 289,061               | 1.76  | 0                       | 0.00  | 0                                     | 0.00   | 1.76  |  |  |  |
| 7   | NIRVAN HOLDINGS PRIVATE LIMITED   | 251,926               | 1.53  | 0                       | 0.00  | 0                                     | 0.00   | 1.53  |  |  |  |
| 8   | FRANK MERCANTILE PRIVATE LIMITED  | 201,337               | 1.23  | 0                       | 0.00  | 0                                     | 0.00   | 1.23  |  |  |  |
| 9   | MILI COMMODITIES PRIVATE LIMITED  | 166,619               | 1.02  | 0                       | 0.00  | 0                                     | 0.00   | 1.02  |  |  |  |
| <b>TOTAL :</b>  |                                   | <b>3,138,546</b>      | <b>19.12</b>  | <b>0</b>                | <b>0.00</b>                                       | <b>0</b>                              | <b>0.00</b>  | <b>19.12</b>  |  |  |  |

| (l)(c)(ii) Statement showing holding of securities (including shares, warrants, convertible securities) of persons (together with PAC) belonging to the category "Public" and holding more than 5% of the total number of shares of the company |   |                       |  |                         |   |                                       |  |   |          |          |  |
|---|---|-----------------------|--|-------------------------|---|---------------------------------------|--|---|----------|----------|--|
| Sr.No.  | Name(s) of the shareholder(s) and the Persons Acting in Concert (PAC) with them | Number of shares held | Shares as a percentage of total number of shares (i.e., Grant total (A)+(B)+(C) indicated in Statement at para (I)(a) above) | Details of warrants     |   | Details of convertible securities     |  | Total shares (including underlying shares assuming full conversion of warrants and convertible securities) as a % of diluted share capital) |          |          |  |
|   |   |                       |  | Number of warrants held | As a % total number of warrants of the same class | Number of convertible securities held | % w.r.t total number of convertible securities of the same class |   |          |          |  |
| <b>TOTAL :</b>  |   | <b>0</b>              | <b>0</b>   | <b>0</b>                | <b>0</b>  | <b>0</b>                              | <b>0</b>   | <b>0</b>  | <b>0</b> | <b>0</b> |  |



| <b>(I)(d) STATEMENT SHOWING DETAILS OF LOCKED-IN SHARES"</b> |                                |                                   |  |                                       |
|--|--------------------------------|-----------------------------------|--|---------------------------------------|
| <b>Sr.No.</b>  | <b>Name of the shareholder</b> | <b>Number of locked-in shares</b> | <b>Locked-in shares as a (%) percentage of total number of shares {i.e, Grand Total (A)+(B)+(C) Indicated in Statement at para (I)(a) above}</b> | <b>Promoter/Promoter Group/Public</b> |
| 1  | PROMOD GUPTA                   | 1,320,000                         | 8.04   | PROMOTER/PROMOTER GROUP               |
| 2  | VIKAS GUPTA                    | 660,000                           | 4.02   | PROMOTER/PROMOTER GROUP               |
| 3  | ANURAG GUPTA                   | 660,000                           | 4.02   | PROMOTER/PROMOTER GROUP               |
| 4  | VISHAL GUPTA                   | 660,000                           | 4.02   | PROMOTER/PROMOTER GROUP               |
| <b>TOTAL :</b>   |                                | <b>3,300,000</b>                  | <b>20.10</b>   |                                       |

| <b>(II)(a) STATEMENT SHOWING DETAILS OF DEPOSITORY RECEIPTS (DRS)</b> |   |                                  |  |   |
|---|---|----------------------------------|--|---|
| <b>Sr.No.</b>   | <b>Type of outstanding DR (ADRs,GDRs,SDRs,etc.)</b> | <b>Number of outstanding DRs</b> | <b>Number of shares underlying outstanding DRs</b> | <b>Shares underlying outstanding DRs as a percentage of total number of shares {i.e., Grand Total (A)+(B)+(C) indicated in Statement at Para(I)(a) above}</b> |
| <b>TOTAL :</b>  |   | <b>0</b>                         | <b>0</b>   | <b>0</b>  |

| <b>(II)(b) Statement showing Holding of Depository Receipts (DRs), where underlying shares held by "Promoter/Promoter group" are in excess of 1% of the total number shares.</b> |                              |   |  |   |
|--|------------------------------|---|--|---|
| <b>Sr.No.</b>  | <b>Name of the DR Holder</b> | <b>Type of outstanding DR (ADRs,GDRs,SDRs,etc.)</b> | <b>Number of shares underlying outstanding DRs</b> | <b>Shares underlying outstanding DRs as a percentage of total number of shares {i.e., Grand Total (A)+(B)+(C) indicated in Statement at para(I)(a) above}</b> |
| <b>TOTAL :</b>   |                              |   | <b>0</b>   | <b>0</b>  |

