
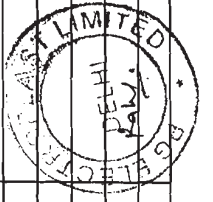


(1)(a) STATEMENT SHOWING SHAREHOLDING PATTERN IN CLAUSE-35


NAME OF THE COMPANY: PG ELECTROPLAST LIMITED		Name of the Scrip: PGEL	
SCRIP CODE:	533581		
Class of Security:			
QUARTER ENDED:	30/06/2014		
Partly paid-up shares		As a % of total no. of partly paid-up shares	As a % of total no. of shares of the Company.
Held by promoter/promoter group	0	0	0
Held by Public	0	0	0
Total:	0	0	0
Outstanding convertible securities:		As a % of total no. of outstanding convertible securities.	As a % of total no. of shares of the Company assuming full conversion of the convertible securities
Held by promoter/promoter group	0	0	0
Held by Public	0	0	0
Total:	0	0	0
Warrants:		As a % of total no. of warrants	As a % of total no. of shares of the Company, assuming full conversion of warrants
Held by promoter/promoter group	0	0	0
Held by Public	0	0	0
Total:	0	0	0
Total paid-up capital of the Company, assuming full conversion of warrants and convertible securities	16414332	0	100.00



CATEGORY CODE	CATEGORY OF SHAREHOLDER	NO OF SHAREHOLDERS	TOTAL NUMBER OF SHARES	NO OF SHARES HELD IN DEMATERIALIZED FORM	TOTAL SHAREHOLDING AS A % OF TOTAL NO OF SHARES			SHARES PLEDGE OR OTHERWISE ENCUMBERED	
					(IV)	(V)	(VI)	(VII)	(VIII)
(I)	(II)	(III)	(IV)	(V)	(VI)	(VII)	(VIII)	(IX)=(VIII)/(IV)*100	
(A)	PROMOTER AND PROMOTER GROUP								
(1)	INDIAN								
(a)	Individual / HUF	8	10669332	10669332	65.00	65.00	0	0.00	0.00
(b)	Central Government/State Government(s)	0	0	0	0.00	0.00	0	0.00	0.00
(c)	Bodies Corporate	0	0	0	0.00	0.00	0	0.00	0.00
(d)	Financial Institutions / Banks	0	0	0	0.00	0.00	0	0.00	0.00
(e)	Others	0	0	0	0.00	0.00	0	0.00	0.00
	Sub-Total A(1) :	8	10669332	10669332	65.00	65.00	0	0.00	0.00
(2)	FOREIGN								
(a)	Individuals (NRIs/Foreign Individuals)	0	0	0	0.00	0.00	0	0.00	0.00
(b)	Bodies Corporate	0	0	0	0.00	0.00	0	0.00	0.00
(c)	Institutions	0	0	0	0.00	0.00	0	0.00	0.00
(d)	Qualified Foreign Investor	0	0	0	0.00	0.00	0	0.00	0.00
(e)	Others	0	0	0	0.00	0.00	0	0.00	0.00
	Sub-Total A(2) :	0	0	0	0.00	0.00	0	0.00	0.00
	Total A=A(1)+A(2)	8	10669332	10669332	65.00	65.00	0	65.00	0.00
(B)	PUBLIC SHAREHOLDING								
(1)	INSTITUTIONS								
(a)	Mutual Funds /UTI	0	0	0	0.00	0.00	0	0.00	0.00
(b)	Financial Institutions /Banks	0	0	0	0.00	0.00	0	0.00	0.00
(c)	Central Government / State Government(s)	0	0	0	0.00	0.00	0	0.00	0.00
(d)	Venture Capital Funds	0	0	0	0.00	0.00	0	0.00	0.00
(e)	Insurance Companies	0	0	0	0.00	0.00	0	0.00	0.00
(f)	Foreign Institutional Investors	0	0	0	0.00	0.00	0	0.00	0.00
(g)	Foreign Venture Capital Investors	0	0	0	0.00	0.00	0	0.00	0.00
(h)	Qualified Foreign Investor.	0	0	0	0.00	0.00	0	0.00	0.00



CATEGORY CODE	CATEGORY OF SHAREHOLDER	NO OF SHAREHOLDERS	TOTAL NUMBER OF SHARES	NO OF SHARES HELD IN DEMATERIALIZED FORM	TOTAL SHAREHOLDING AS A % OF TOTAL NO OF SHARES			SHARES PLEDGE OR OTHERWISE ENCUMBERED
					(III)	(IV)	(V)	
(I)	(II)							
(i)	Others	0	0	0	0.00	0.00	0.00	
	Sub-Total B(1) :	0	0	0	0.00	0.00	0.00	
(2)	NON-INSTITUTIONS							
(a)	Bodies Corporate	157	3874672	3874672	23.61	23.61	23.61	
(b)	Individuals							
	(i) Individuals holding nominal share capital upto Rs.1 lakh	1248	190039	189988	1.16	1.16	1.16	
	(ii) Individuals holding nominal share capital in excess of Rs.1 lakh	18	1669248	1669248	10.17	10.17	10.17	
(c)	Others							
	NON RESIDENT INDIANS	10	212	212	0.00	0.00	0.00	
	CLEARING MEMBERS	15	10829	10829	0.07	0.07	0.07	
(d)	Qualified Foreign Investor	0	0	0	0.00	0.00	0.00	
	Sub-Total B(2) :	1448	5745000	5744949	35.00	35.00	35.00	
	Total B=B(1)+B(2) :	1448	5745000	5744949	35.00	35.00	35.00	
	Total (A+B) :	1456	16414332	16414281	100.00	100.00	100.00	
(C)	Shares held by custodians, against which Depository Receipts have been issued							
(1)	Promoter and Promoter Group							
(2)	Public	0	0	0	0.00	0.00	0.00	
	GRAND TOTAL (A+B+C) :	1456	16414332	16414281	100.00	100.00	0.00	0.00




Statement showing holding of securities (including shares, warrants, convertible securities) of persons belonging to the category "Promoter and Promoter										
Sr.No	Name of the Shareholder	Details of Shares held		Encumbered shares (*)			Details of Warrants		Details of convertible securities	
		No. of Shares held	As a % of grand total (A)+(B)+(C)	Pledge Shares	AS a percentage (VI)=(V)/(III) *100	AS a % of grand total (A) + (B) + (C) of sub-clause (I)(a)	Number of warrants held	As a % total number of warrants of the same class	Number of convertible securities held	As a % total number of convertible securities of the same class
(I)	(II)	(III)	(IV)	(V)	(VI)=(V)/(III) *100	(VII)	(VIII)	(IX)	(X)	(XI)
1	PROMOD GUPTA	4016166	24.47	0	0.00	0.00	0	0.00	0	0.00
2	VISHAL GUPTA	2075012	12.64	0	0.00	0.00	0	0.00	0	0.00
3	VIKAS GUPTA	2070722	12.62	0	0.00	0.00	0	0.00	0	0.00
4	ANURAG GUPTA	1514222	9.22	0	0.00	0.00	0	0.00	0	0.00
5	NEELU GUPTA	615000	3.75	0	0.00	0.00	0	0.00	0	0.00
6	SUDESH GUPTA	265500	1.62	0	0.00	0.00	0	0.00	0	0.00
7	NITASHA GUPTA	58500	0.36	0	0.00	0.00	0	0.00	0	0.00
8	SARIKA GUPTA	54210	0.33	0	0.00	0.00	0	0.00	0	0.00
	TOTAL :	10669332	65.00	0	0.00	0.00	0	0.00	0	0.00



Statement showing holding of securities (including shares, warrants, convertible securities) of persons belonging to the category "Public" and holding more than 1% of the total number of shares										
(I)(c)(i)	Sr.No.	Name of the shareholder	Number of shares held	Shares as a percentage of total number of shares (i.e., Grant total (A)+(B)+(C) indicated in Statement at para (I)(a) above)	Details of warrants		Details of convertible securities			Total shares (including underlying shares assuming full conversion of warrants and convertible securities) as a % of diluted share capital)
					Number of warrants held	As a % total number of warrants of the same class	Number of convertible securities held	% w.r.t total number of convertible securities of the same class		
	1	AJAY SURENDRABHAI PATEL	775800	4.73	0	0.00	0	0.00	0	4.73
	2	VAISHALI AJAY PATEL	493700	3.01	0	0.00	0	0.00	0	3.01
	3	AMBER ENCLAVE PRIVATE LIMITED	314553	1.92	0	0.00	0	0.00	0	1.92
	4	ALOK KNIT EXPORTS LIMITED	289061	1.76	0	0.00	0	0.00	0	1.76
	5	FREE INDIA ASSURANCE SERVICES LTD	286679	1.75	0	0.00	0	0.00	0	1.75
	6	NIRVAN HOLDINGS PRIVATE LIMITED	251926	1.53	0	0.00	0	0.00	0	1.53
	7	SHRIRAM CREDIT COMPANY LIMITED	228600	1.39	0	0.00	0	0.00	0	1.39
	8	IRM SERVICES PRIVATE LIMITED	205159	1.25	0	0.00	0	0.00	0	1.25
	9	FRANK MERCANTILE PRIVATE LIMITED	201337	1.23	0	0.00	0	0.00	0	1.23
	10	MILI COMMODITIES PRIVATE LIMITED	166619	1.02	0	0.00	0	0.00	0	1.02
		TOTAL :	3213434	19.58	0	0.00	0	0.00	0	19.58



(l)(d)		STATEMENT SHOWING DETAILS OF LOCKED-IN SHARES"	
Sr.No.	Name of the shareholder	Number of locked-in shares	Locked-in shares as a (%) percentage of total number of shares {i.e, Grand Total (A)+(B)+(C) Indicated in Statement at para (l)(a) above}
1	PROMOD GUPTA	1320000	8.04
2	VIKAS GUPTA	660000	4.02
3	ANURAG GUPTA	660000	4.02
4	VISHAL GUPTA	660000	4.02
TOTAL :		3300000	20.10



STATEMENT SHOWING DETAILS OF DEPOSITORY RECEIPTS (DRS)			
(II)(a)			
Sr.No.	Type of outstanding DR (ADRs,GDRs,SDRs,etc.)	Number of outstanding DRs	Number of shares underlying outstanding DRs
		0	0
TOTAL :		0	0
			Shares underlying outstanding DRs as a percentage of total number of shares {i.e., Grand Total (A)+(B)+(C) indicated in Statement at Para(I)(a) above}

