

Name of the Company : P M TELELINKS LIMITED

Scrip Code:513403		P M TELELINKS LIMITED		EQUITY
Quarter Ended: JUN'2014				
Partly Paid-up Shares:	No. of Partly Paid-up Shares:	As a % of total No. of partly paid-up Shares	As a % of total No. of shares of the company	
Held by promoter/promoter group	0	0	0	
Held by Public	0	0	0	
TOTAL:	0	0	0	
Outstanding Convertible Securites:	No. of outstanding Securities	As a % of total No. of outstanding convertible securities	As a % of total No. of shares of the company, assuming full conversion of the convertible securities	
Held by promoter/promoter group	0	0	0	
Held by Public	0	0	0	
TOTAL:	0	0	0	
Warrants:	No. of Warrants	As a % of total No. of Warrants	As a % of total No. of shares of the company, assuming full conversion of warrants	
Held by promoter/promoter group	0	0	0	
Held by Public	0	0	0	
TOTAL:	0	0	0	
Total paid-up capital of the company, assuming full conversion of warrants and convertible securities		10075000		



For P.M. TELELINKS LTD.

[Signature]
Authorized Signatory

Table I (a) - Statement Showing Share Holding Pattern

Category code	Category of Shareholder	Number of Shareholders	Total Number of shares	Number of shares held in dematerialised form	Total shareholding as a percentage of total number of shares		Shares pledged or otherwise encumbered	
					As a Percentage of (A+B)1	As a Percentage of (A+B+C)	Number of Shares	As a percentage
(I)	(II)	(III)	(IV)	(V)	(VI)	(VII)	(VIII)	(IX)=(VIII)/(IV)*100
[A]	Shareholding of Promoter and Promoter Group							
1	Indian							
(a)	Individuals/Hindu Undivided Family	8	3935209	3935209	39.06	39.06	0	0
(b)	Central Government/State Government(s)	0	0	0	0	0	0	0
(c)	Bodies Corporate	2	601000	601000	5.97	5.97	0	0
(d)	Financial Institutions/Banks	0	0	0	0	0	0	0
(e)	Any Others(Specify)	0	0	0	0	0	0	0
(e-i)	Mutual Funds	0	0	0	0	0	0	0
(e-ii)	Trusts	0	0	0	0	0	0	0
	Sub Total (A)1	10	4536209	4536209	45.02	45.02	0	0
2	Foreign							
(a)	Individuals (Non Resident Individuals/Foreign Individuals)	0	0	0	0	0	0	0
(b)	Bodies Corporate	0	0	0	0	0	0	0
(c)	Institutions	0	0	0	0	0	0	0
(d)	Qualified Foreign Investor	0	0	0	0	0	0	0
(e)	Any Others(Specify)	0	0	0	0	0	0	0
(e-i)	Overseas Corporate Bodies	0	0	0	0	0	0	0
(e-ii)		0	0	0	0	0	0	0
	Sub Total (A)2	0	0	0	0	0	0	0
	Total Shareholding of Promoter and Promoter Group (A)=(A)1+(A)2	10	4536209	4536209	45.02	45.02	0	0
[B]	Public Shareholding							
1	Institutions							
(a)	Mutual Funds/UTI	0	0	0	0	0	0	0
(b)	Financial Institutions/Banks	1	100	100	0	0	0	0
(c)	Central Government/State Government(s)	0	0	0	0	0	0	0
(d)	Venture Capital Funds	0	0	0	0	0	0	0
(e)	Insurance Companies	0	0	0	0	0	0	0
(f)	Foreign Institutional Investors	0	0	0	0	0	0	0
(g)	Foreign Venture Capital Investors	0	0	0	0	0	0	0
(h)	Qualified Foreign Investor	0	0	0	0	0	0	0
(i)	Any Others(Specify)	0	0	0	0	0	0	0
(i-i)	Foreign Companies	0	0	0	0	0	0	0
(i-ii)		0	0	0	0	0	0	0
	Sub Total (B)1	1	100	100	0	0	0	0
B2	Non-institutions							
(a)	Bodies Corporate	81	1312353	1312353	13.03	13.03	0	0
(b)	Individuals							
(i)	Individual shareholders holding nominal share capital upto Rs.1 lakh	3245	1309201	1038341	12.99	12.99	0	0
(ii)	Individual shareholders holding nominal share capital in excess of Rs.1 lakh	60	2852546	2852546	28.31	28.31	0	0
(c)	Qualified Foreign Investor	0	0	0	0	0	0	0
(d)	Any Others(Specify)	6	4152	4152	0.04	0.04	0	0
(d-i)	Non Resident individuals	0	0	0	0	0	0	0
(d-ii)	Overseas Corporate Bodies	0	0	0	0	0	0	0
(d-iii)	Trusts	0	0	0	0	0	0	0
(d-iv)	Employees	0	0	0	0	0	0	0
(d-v)	Clearing Members	19	60439	60439	0.6	0.6	0	0
(d-vi)	Foreign Nationals	0	0	0	0	0	0	0
	Sub Total (B)2	3411	5538691	5267831	54.97	54.97	0	0
	Total Public Shareholding (B)=(B)1+(B)2	3412	5538791	5267931	54.98	54.98	0	0
	Total (A)+(B)	3422	10075000	9804140	100	100	0	0
[C]	Shares held by Custodians and against Depository Receipts have been issued							
1	Shareholding of Promoter and Promoter Group	0	0	0	0	0	0	0
2	Public Shareholding	0	0	0	0	0	0	0
	Grand Total (A)+(B)+(C)	3422	10075000	9804140	100	100	0	0



For P.M. TELELINNKS LTD.

Authorized Signatory

(i)(b) Statement showing holding of securities (including shares, warrants, convertible securities) of persons belonging to the category "Promoter and Promoter Group"

Sr. No	Name of the Shareholders	Details of Shares held		Encumbered shares(*)			Details of warrants		Details of convertible securities		Total shares (including underlying shares assuming full conversion of warrants and convertible securities) as a % of diluted share capital
		Number of Shares	As a % of grand Total (A)+(B)+(C)	Number	As a Percentage (V)/(VI)*100	As a % of grand total (A)+(B)+(C) of sub-clause (II)(a)	Number of warrants held	As a % total number of warrants of the same class	Number of Convertible securities held	As a % total number of securities of the same class	
(i)	(ii)	(iii)	(iv)	(v)	(vi)	(vii)	(viii)	(ix)	(x)	(xi)	(xii)
1	G.P. SURANA	1095500	10.87	0	0	0	0	0	0	0	10.87
2	MEENA SURANA	623159	6.19	0	0	0	0	0	0	0	6.19
3	PRANALI DIPIN SURANA	594850	5.9	0	0	0	0	0	0	0	5.9
4	PRIVANKA SURANA	539600	5.36	0	0	0	0	0	0	0	5.36
5	JAISHIKA SURANA	500000	4.96	0	0	0	0	0	0	0	4.96
6	SURANA SECURITIES LTD	465000	4.62	0	0	0	0	0	0	0	4.62
7	DIPIN SURANA	412000	4.09	0	0	0	0	0	0	0	4.09
8	RAVI PUKHRAJ SURANA	144900	1.44	0	0	0	0	0	0	0	1.44
9	KAVERI INDIA LIMITED	136000	1.35	0	0	0	0	0	0	0	1.35
10	GULAB CHAND PUKHRAJ SURANA	25200	0.25	0	0	0	0	0	0	0	0.25
Total:		4536209	45.03	0	0	0	0	0	0	0	45.03

(*) The term "encumbrance" has the same meaning as assigned to it in regulation 28(3) of the SAST Regulations, 2011.




For P.M. TELELINKS LTD.

 Authorized Signatory

(i) (C) (i) Statement showing holding of securities (including shares, warrants, convertible securities) of persons belonging to the category "Public" and holding more than 1% of the total number of shares

Sr No	Name of the Shareholders	Number of Shares held	Shares as a percentage of total number of shares (i.e., Grand Total (A)+(B)+(C) indicated in Statement at para (i)(a) above)	Details of warrants		Details of convertible securities		Total shares (including underlying shares of warrants and convertible securities) as a % of diluted share capital
				Number of warrants held	As a % total number of warrants of the same class	Number of Convertible securities held	As a % total number of securities of the same class	
1	JIPAL PINESHKUMAR SHAH	435301	4.32	0	0	0	0	4.32
2	PRAMODKUMAR JAIN SECURITIES PVT. LTD	286261	2.84	0	0	0	0	2.84
3	NETWORTH STOCK BROKING LIMITED	229535	2.28	0	0	0	0	2.28
4	VIDHI NIKUNJ SHAH	167324	1.66	0	0	0	0	1.66
5	RELIGARE SECURITIES LTD	166241	1.65	0	0	0	0	1.65
6	SONALI BHAVESHBHAI PATEL	150000	1.49	0	0	0	0	1.49
7	BHAVESH MALINBHAI PATEL - HUF	150000	1.49	0	0	0	0	1.49
8	BHANSALI VALUE CREATIONS PRIVATE LIMITED	145253	1.44	0	0	0	0	1.44
9	SHAH UTSAV NITINKUMAR	129450	1.28	0	0	0	0	1.28
10	RAJENDRA RAJARAM DHOLE	121300	1.2	0	0	0	0	1.2
11	JAGDISH RAMANLAL PATEL	100876	1	0	0	0	0	1
	Total:	2081541	20.65	0	0	0	0	20.65



For P.M. TELELINKS LTD.

[Signature]
Authorized Signatory

(i) (C) (ii) Statement showing holding of securities (including shares, warrants, convertible securities) of persons (together with PAC) belonging to the category "Public" and holding more than 5% of the total number of shares of the company

Sr No	Name(s) of the Shareholder(s) and Persons Acting in Concert (PAC) with them	Number of Shares held	Shares as a percentage of total number of shares (i.e., Grand Total (A)+(B)+(C) indicated in Statement at para (i)(a) above)	Details of warrants		Details of convertible securities		Total shares (including underlying shares of warrants and convertible securities) as a % of diluted share capital
				Number of warrants held	As a % total number of warrants of the same class	Number of Convertible securities held	As a % total number of securities of the same class	
				0	0	0	0	0
Total:				0	0	0	0	0




For P.M. TELELINKS LTD.

[Signature]
Managing Director

(i)(d) Statement showing details of locked-in shares

Sr No	Name of the Shareholders	Number of Shares	Shares as a percentage of total number of shares(i.e., Grand Total (A)+(B)+(C) indicated in Statement at para (l)(a) above)	Promoter / Promoter Group / Public
Total:		0	0	



For P.M. TELELINKS LTD.

 Managing Director

(II)(a) Statement showing details of Depository Receipts (DRs)

Sr No	Type of outstanding DR (ADRs, GDRs, SDRs, etc.)	Number of outstanding DRs	Number of Shares underlying outstanding DRs	Shares underlying outstanding DRs as a percentage of total number of shares (i.e., Grand Total (A)+(B)+(C) indicated in Statement at para (I)(a) above)
		0	0	0
Total:		0	0	0



For P.M. TELELINKS LTD.
[Signature]
 Managing Director

(II)(b) Statement showing holding of Depository Receipts (DRs), where underlying shares held by 'promoter/promoter group' are in excess of 1% of the total number of shares

Sr No	Name of the DR Holder	Type of outstanding DR (ADRs, GDRs, SDRs, etc.)	Number of Shares underlying outstanding DRs	Shares underlying outstanding DRs as a percentage of total number of shares (i.e., Grand Total (A)+(B)+(C) indicated in Statement at para (I)(a) above)
			0	0
Total:			0	0




For P.M. TELELINKS LTD.

 Managing Director

(III) (a) Statement showing the voting pattern of shareholders if more than one class of shares/securities is issued by the issuer. Give description of voting rights for each class of security
 Class X: Equity
 Class Y: Not Applicable
 Class Z: Not Applicable

Category code	Category of Shareholder	Number of Voting Rights held in each class of securities			Total Voting Rights (III+IV+V) (VI)	Total Voting Rights i.e. (VI)	
		Class X (III)	Class Y (IV)	Class Z (V)		As a percentage of (A+B) (VII)	As a percentage of (A+B+C) (VIII)
(A)	Shareholding of Promoter and Promoter Group						
1	Indian						
(a)	Individuals/Hindu Undivided Family	3935209	0	0	3935209	39.06	39.06
(b)	Central Government/State Government(s)	0	0	0	0	0	0
(c)	Bodies Corporate	601000	0	0	601000	5.97	5.97
(d)	Financial Institutions/Banks	0	0	0	0	0	0
(e)	Any Others(Specify)	0	0	0	0	0	0
(e-i)	Mutual Funds	0	0	0	0	0	0
(e-ii)	Trusts	0	0	0	0	0	0
	Sub Total (A)(1)	4536209	0	0	4536209	45.02	45.02
2	Foreign						
(a)	Individuals (Non Resident Individuals/Foreign Individuals)	0	0	0	0	0	0
(b)	Bodies Corporate	0	0	0	0	0	0
(c)	Institutions	0	0	0	0	0	0
(d)	Qualified Foreign Investor	0	0	0	0	0	0
(e)	Any Others(Specify)	0	0	0	0	0	0
(e-i)	Overseas Corporate Bodies	0	0	0	0	0	0
(e-ii)		0	0	0	0	0	0
	Sub Total (A)(2)	0	0	0	0	0	0
	Total Shareholding of Promoter and Promoter Group (A)=(A)(1)+(A)(2)	4536209	0	0	4536209	45.02	45.02
(B)	Public Shareholding						
1	Institutions						
(a)	Mutual Funds/UTI	0	0	0	0	0	0
(b)	Financial Institutions/Banks	100	0	0	100	0	0
(c)	Central Government/State Government(s)	0	0	0	0	0	0
(d)	Venture Capital Funds	0	0	0	0	0	0
(e)	Insurance Companies	0	0	0	0	0	0
(f)	Foreign Institutional Investors	0	0	0	0	0	0
(g)	Foreign Venture Capital Investors	0	0	0	0	0	0
(h)	Qualified Foreign Investor	0	0	0	0	0	0
(i)	Any Others(Specify)	0	0	0	0	0	0
(i-i)	Foreign Companies	0	0	0	0	0	0
(i-ii)		0	0	0	0	0	0
	Sub Total (B)(1)	100	0	0	100	0	0
B2	Non-institutions						
(a)	Bodies Corporate	1312353	0	0	1312353	13.03	13.03
(b)	Individuals						
(i)	Individual shareholders holding nominal share capital upto Rs.1 lakh	1309201	0	0	1309201	12.99	12.99
(ii)	Individual shareholders holding nominal share capital in excess of Rs 1 lakh	2852546	0	0	2852546	28.31	28.31
(c)	Qualified Foreign Investor	0	0	0	0	0	0
(d)	Any Others(Specify)						
(d-i)	Non Resident Individuals	4152	0	0	4152	0.04	0.04
(d-ii)	Overseas Corporate Bodies	0	0	0	0	0	0
(d-iii)	Trusts	0	0	0	0	0	0
(d-iv)	Employees	0	0	0	0	0	0
(d-v)	Clearing Members	60439	0	0	60439	0.6	0.6
(d-vi)	Foreign Nationals	0	0	0	0	0	0
	Sub Total (B)(2)	5538691	0	0	5538691	54.97	54.97
	Total Public Shareholding (B)=(B)(1)+(B)(2)	5538791	0	0	5538791	54.98	54.98
	Total (A)+(B)	10075000	0	0	10075000	100	100



For P.M. TELELINNKS LTD.

[Signature]
 Managing Director

(C)	Shares held by Custodians and against Depository Receipts have been issued						
1	Shareholding of Promoter and Promoter Group	0	0	0	0	0	0
2	Public Shareholding	0	0	0	0	0	0
	Grand Total (A)+(B)+(C)	10075000	0	0	10075000	100	100



For P.M. TELELINNKS LTD.

[Handwritten Signature]
 Managing Director