


Name of the Company: Oracle Financial Services Software Limited
Scrip Code: BSE – 532466, NSE- OFSS; Name of the scrip: OFSS Equity Shares, class of security: Equity Shares
Quarter ended : June 30, 2014


(I)(a) Statement showing Shareholding Pattern

*There are no partly paid-up shares / Outstanding convertible securities / Warrants, issued by the Company*


Partly paid-up shares:-	No. of partly paid-up shares	As a % of total no. of partly paid-up Shares	As a % of total no. of shares of the company
Held by promoter/promoter Group	0	0.00	0.00
Held by public	0	0.00	0.00
<b>Total</b>	0	0.00	0.00
Outstanding convertible securities:-	No. of outstanding securities	As a % of total no. of outstanding convertible securities	As a % of total no. of shares of the company, assuming full conversion of the convertible securities
Held by promoter/promoter Group	0	0.00	0.00
Held by public	0	0.00	0.00
<b>Total</b>	0	0.00	0.00
Warrants:-	No. of warrants	As a % of total no. of warrants	As a % of total no. of shares of the company, assuming full conversion of Warrants
Held by promoter/promoter Group	0	0.00	0.00
Held by public	0	0.00	0.00
<b>Total</b>	0	0.00	0.00
<b>Total paid-up capital of the company, assuming full conversion of warrants and convertible securities</b>			84,150,904



Category code	Category of shareholder	Number of shareholders	Total number of shares	Number of shares held in dematerialized form	Total shareholding as a percentage of total number of shares		Shares Pledged or otherwise encumbered	
					As a percentage of (A+B)	As a percentage of (A+B+C)	Number of Shares	As a percentage (IX) = (VIII) / (IV) * 100
(I)	(II)	(III)	(IV)	(V)	(VI)	(VII)	(VIII)	(IX) = (VIII) / (IV) * 100
<b>(A)</b>	<b>Promoter and Promoter Group</b>							
<b>(1)</b>	<b>Indian</b>							
(a)	Individuals/ Hindu Undivided Family	0	0	0	0.00	0.00	0	0.00
(b)	Central Government/ State Government(s)	0	0	0	0.00	0.00	0	0.00
(c)	Bodies Corporate	0	0	0	0.00	0.00	0	0.00
(d)	Financial Institutions/ Banks	0	0	0	0.00	0.00	0	0.00
(e)	Any Other (specify)	0	0	0	0.00	0.00	0	0.00
	<b>Sub-Total (A)(1)</b>	<b>0</b>	<b>0</b>	<b>0</b>	<b>0.00</b>	<b>0.00</b>	<b>0</b>	<b>0.00</b>
<b>(2)</b>	<b>Foreign</b>							
(a)	Individuals (Non-Resident Individuals/ Foreign Individuals)	0	0	0	0.00	0.00	0	0.00
(b)	Bodies Corporate	1	63,051,197	63,051,197	74.93	74.93	0	0.00
(c)	Institutions	0	0	0	0.00	0.00	0	0.00
(d)	Qualified Foreign Investor	0	0	0	0.00	0.00	0	0.00
(e)	Any Other (specify)	0	0	0	0.00	0.00	0	0.00
	<b>Sub-Total (A)(2)</b>	<b>1</b>	<b>63,051,197</b>	<b>63,051,197</b>	<b>74.93</b>	<b>74.93</b>	<b>0</b>	<b>0.00</b>
	<b>Total Shareholding of Promoter and Promoter Group (A)= (A)(1)+(A)(2)</b>	<b>1</b>	<b>63,051,197</b>	<b>63,051,197</b>	<b>74.93</b>	<b>74.93</b>	<b>0</b>	<b>0.00</b>




Category code	Category of shareholder	Number of shareholders	Total number of shares	Number of shares held in dematerialized form	Total shareholding as a percentage of total number of shares		Shares Pledged or otherwise encumbered	
					As a percentage of (A+B)	As a percentage of (A+B+C)	Number of Shares	As a percentage (IX) = (VIII) / (IV) * 100
(I)	(II)	(III)	(IV)	(V)	(VI)	(VII)	(VIII)	(IX)
<b>(B)</b>	<b>Public shareholding</b>							
<b>(1)</b>	<b>Institutions</b>						N.A	N.A
(a)	Mutual Funds/UTI	34	1,664,143	1,664,143	1.98	1.98	0	0.00
(b)	Financial Institutions/ Banks	3	22,409	22,409	0.03	0.03	0	0.00
(c)	Central Government/ State Government(s)	1	4,000	4,000	0.00	0.00	0	0.00
(d)	Venture Capital Funds	0	0	0	0.00	0.00	0	0.00
(e)	Insurance Companies	0	0	0	0.00	0.00	0	0.00
(f)	Foreign Institutional Investors	92	9,992,238	9,992,238	11.87	11.87	0	0.00
(g)	Foreign Venture Capital Investors	0	0	0	0.00	0.00	0	0.00
(h)	Qualified Foreign Investor	0	0	0	0.00	0.00	0	0.00
(h)	Any Other (specify)	0	0	0	0.00	0.00	0	0.00
	<b>Sub-Total (B)(1)</b>	<b>130</b>	<b>11,682,790</b>	<b>11,682,790</b>	<b>13.88</b>	<b>13.88</b>	<b>0</b>	<b>0.00</b>
<b>(2)</b>	<b>Non-institutions</b>							
(a)	Bodies Corporate	392	1,088,375	1,088,375	1.29	1.29	0	0.00
(b)	Individuals -	13,387	3,522,346	3,154,049	4.19	4.19	0	0.00
	i. Individual shareholders holding nominal share capital up to Rs. 1 lakh.							
	ii. Individual shareholders holding nominal share capital in excess of Rs. 1 lakh.	35	1,275,762	1,088,162	1.52	1.52	0	0.00
(c)	Qualified Foreign Investor	0	0	0	0	0	0	0.00



Category code	Category of shareholder	Number of shareholders	Total number of shares	Number of shares held in dematerialized form	Total shareholding as a percentage of total number of shares		Shares Pledged or otherwise encumbered	
					As a percentage of (A+B)	As a percentage of (A+B+C)	Number of Shares	As a percentage (IX) = (VIII) / (IV) * 100
(I)	(II)	(III)	(IV)	(V)	(VI)	(VII)	(VIII)	(IX)
(d)	Any Other (specify)							
i.	Non-Resident Indians (Repatriate)	247	139,332	127,332	0.16	0.16	0	0.00
ii.	Non-Resident Indians (Non-Repatriate)	249	738,022	734,882	0.88	0.88	0	0.00
iii.	Foreign Mutual Fund	11	2,420,521	2,420,521	2.88	2.88	0	0.00
iv.	Clearing Member	212	50,703	50,703	0.06	0.06	0	0.00
v.	Directors / Relatives	2	2,000	2,000	0.00	0.00	0	0.00
vi.	Hindu Undivided Family	96	4,912	4,912	0.00	0.00	0	0.00
vii.	Market Maker	8	133	133	0.00	0.00	0	0.00
viii.	Overseas Bodies Corporate	1	800	800	0.00	0.00	0	0.00
ix.	Trusts	5	174,011	174,011	0.21	0.21	0	0.00
	<b>Sub-Total (B)(2)</b>	<b>14,645</b>	<b>9,416,917</b>	<b>8,845,880</b>	<b>11.19</b>	<b>11.19</b>	<b>0</b>	<b>0.00</b>
	<b>Total Public Shareholding (B)= (B)(1)+(B)(2)</b>	<b>14,775</b>	<b>21,099,707</b>	<b>20,528,670</b>	<b>25.07</b>	<b>25.07</b>	<b>N.A</b>	<b>N.A</b>
	<b>TOTAL (A)+(B)</b>	<b>14,776</b>	<b>84,150,904</b>	<b>83,579,867</b>	<b>100.00</b>	<b>100.00</b>	<b>0</b>	<b>0.00</b>
(C)	Shares held by Custodians and against which Depository Receipts have been issued				N.A		N.A	N.A
(1)	Promoter and Promoter Group	0	0	0	0.00	0.00	0	0.00
(2)	Public	0	0	0	0.00	0.00	0	0.00
	<b>GRAND TOTAL (A)+(B)+(C)</b>	<b>14,776</b>	<b>84,150,904</b>	<b>83,579,867</b>	<b>100.00</b>	<b>100.00</b>	<b>0</b>	<b>0.00</b>

NA – Not applicable



(I)(b) Statement showing holding of securities (including shares, warrants, convertible securities) of persons belonging to the category "Promoter and Promoter Group"

Sr. No.	Name of the shareholder	Details of Shares held		Encumbered shares			Details of warrants		Details of convertible securities		Total shares (including underlying shares assuming full conversion of warrants and convertible securities) as a % of diluted share capital
		No. of Shares held	As a % of grand total (A) + (B) + (C)	No.	As a percentage	As a % of grand total (A) + (B) + (C) of sub-clause (I)(a)	Number of warrants held	As a % total number of warrants of the same class	Number of convertible securities held	As a % total number of convertible securities of the same class	
(I)	(II)	(III)	(IV)	(V)	(VI) = (V) / (III)* 100	(VII)	(VIII)	(IX)	(X)	(XI)	(XII)
1.	Oracle Global Mauritius Limited AAACO7796G	63,051,197	74.93	0	0.00	0.00	0	0.00	0	0.00	74.93
<b>TOTAL</b>		<b>63,051,197</b>	<b>74.93</b>	<b>0</b>	<b>0.00</b>	<b>0.00</b>	<b>0</b>	<b>0.00</b>	<b>0</b>	<b>0.00</b>	<b>74.93</b>



(l)(c)(i) Statement showing holding of securities (including shares, warrants, convertible securities) of persons belonging to the category "Public" and holding more than 1% of the total number of shares

Sr. No.	Name of the shareholder	Number of shares held	Shares as a percentage of total number of shares {i.e., Grand Total (A)+(B)+(C) indicated in Statement at para (I)(a) above}	Details of warrants		Details of convertible securities		Total shares (including underlying shares assuming full conversion of warrants and convertible securities) as a % of dilute share capital
				Number of warrants held	As a % total number of warrants of the same class	Number of convertible securities held	% w.r.t total number of convertible securities of the same class	
1.	SUFFOLK (MAURITIUS) LIMITED AALCS8892G	2,772,805	3.30	0	0.00	0	0.00	3.30
2.	MACQUARIE BANK LIMITED AAECM2014P	2,159,887	2.57	0	0.00	0	0.00	2.57
3.	MANSFIELD (MAURITIUS) LIMITED AAFCM5272N	1,969,171	2.34	0	0.00	0	0.00	2.34
4.	HDFC STANDARD LIFE INSURANCE COMPANY LIMITED AAACH8755L	863,625	1.03	0	0.00	0	0.00	1.03
<b>TOTAL</b>		<b>7,765,488</b>	<b>9.24</b>	<b>0</b>	<b>0.00</b>	<b>0</b>	<b>0.00</b>	<b>9.24</b>

\* Note: Pursuant to Securities and Exchange Board of India's communication dated September 12, 2011, only for the purpose of Clause 35 reporting, the holdings of the shareholders have been calculated after consolidating the holdings spread across in their various demat accounts on the basis of their PAN.



(l)(c)(ii) Statement showing holding of securities (including shares, warrants, convertible securities) of persons (together with PAC) belonging to the category "Public" and holding more than 5% of the total number of shares of the company

Sr. No.	Name(s) of the shareholder(s) and the Persons Acting in Concert (PAC) with them	Number of shares	Shares as a percentage of total number of shares {i.e., Grand Total (A)+(B)+(C) indicated in Statement at para (l)(a) above}	Details of warrants		Details of convertible securities		Total shares (including underlying shares assuming full conversion of warrants and convertible securities) as a % of diluted share capital
				Number of warrants held	As a % total number of warrants of the same class	Number of convertible securities held	% w.r.t total number of convertible securities of the same class	
1.	Suffolk (Mauritius) Limited AALCS8892G AND Mansfield (Mauritius) Limited AAFCM5272N  (Persons acting in concert)	2,772,805	3.30	0	0.00	0	0.00	3.30
		1,969,171	2.34	0	0.00	0	0.00	2.34
<b>TOTAL</b>		<b>4,741,976</b>	<b>5.64</b>	<b>0</b>	<b>0.00</b>	<b>0</b>	<b>0.00</b>	<b>5.64</b>

(l)(d) Statement showing details of locked-in shares

Sr. No.	Name of the shareholder	Number of locked-in shares	Locked-in shares as a percentage of total number of shares {i.e., Grand Total (A)+(B)+(C) indicated in Statement at para (l)(a) above}	Promoter/ Promoter Group/ Public
1.	-	0	0.00	N. A
<b>TOTAL</b>		<b>0</b>	<b>0.00</b>	<b>N. A</b>




(II)(a) Statement showing details of Depository Receipts (DRs)

Sr. No.	Type of outstanding DR (ADRs, GDRs, SDRs, etc.)	Number of outstanding DRs	Number of shares underlying outstanding DRs	Shares underlying outstanding DRs as a percentage of total number of shares {i.e., Grand Total (A)+(B)+(C) indicated in Statement at para (I)(a) above}
1.	-	0	0	0.00
<b>TOTAL</b>		<b>0</b>	<b>0</b>	<b>0.00</b>

(II)(b) Statement showing holding of Depository Receipts (DRs), where underlying shares held by 'promoter/promoter group' are in excess of 1% of the total number of shares

Sr. No.	Name of the DR Holder	Type of outstanding DR (ADRs, GDRs, SDRs, etc.)	Number of shares underlying outstanding DRs	Shares underlying outstanding DRs as a percentage of total number of shares {i.e., Grand Total (A)+(B)+(C) indicated in Statement at para (I)(a) above}
1.	-	0	0	0.00
<b>TOTAL</b>			<b>0</b>	<b>0.00</b>





(III) (a) Statement showing the voting pattern of shareholders, if more than one class of shares/securities is issued by the issuer.  
 (Give description of voting rights for each class of security.


Class X:

Class Y:

Class Z: )

N.A. as there is only one class of security, i.e. Equity Shares

Category code	Category of shareholder	Number of Voting Rights held in each class of securities			Total Voting Rights (III+IV+V)	Total Voting Rights i.e. (VI)	
		Class X	Class Y	Class Z		As a percentage of (A+B)	As a percentage of (A+B+C)
(I)	(II)	(III)	(IV)	(V)	(VI)	(VII)	(VIII)
(A)	<b>Promoter and Promoter Group</b>						
(1)	<b>Indian</b>						
(a)	Individuals/ Hindu Undivided Family						
(b)	Central Government/ State Government(s)						
(c)	Bodies Corporate						
(d)	Financial Institutions/ Banks						
(e)	Any Other (specify)						
	<b>Sub-Total (A)(1)</b>						
(2)	<b>Foreign</b>						
(a)	Individuals (Non-Resident Individuals/ Foreign Individuals)						
(b)	Bodies Corporate						
(c)	Institutions						
(d)	Any Other (specify)						
	<b>Sub-Total (A)(2)</b>						
	<b>Total Shareholding of Promoter and Promoter Group (A)= (A)(1)+(A)(2)</b>						



<b>(B)</b>	<b>Public shareholding</b>						
<b>(1)</b>	<b>Institutions</b>						
(a)	Mutual Funds/UTI						
(b)	Financial Institutions/ Banks						
(c)	Central Government/ State Government(s)						
(d)	Venture Capital Funds						
(e)	Insurance Companies						
(f)	Foreign Institutional Investors						
(g)	Foreign Venture Capital Investors						
(h)	Any Other (specify)						
	<b>Sub-Total (B)(1)</b>						
<b>(2)</b>	<b>Non-institutions</b>						
(a)	Bodies Corporate						
(b)	Individuals - iii. Individual shareholders holding nominal share capital up to Rs. 1 lakh. iv. Individual shareholders holding nominal share capital in excess of Rs. 1 lakh.						
(c)	Any Other (specify)						
	<b>Sub-Total (B)(2)</b>						
	<b>Total Public Shareholding (B)= (B)(1)+(B)(2)</b>						
	<b>TOTAL (A)+(B)</b>						



(C) Shares held by Custodians and against which Depository Receipts have been issued							
GRAND TOTAL (A)+(B)+(C)							

For Oracle Financial Services Software Limited

**Jayant Joshi**  
Senior Manager, Secretarial

