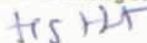


## Introductory sub-table (I)(a)

Name of the Company: Onward Technologies Limited			
Scrip Code, Name of the scrip, class of security: 517536, Equity			
Quarter ended: 31st March 2014,			
<b>Partly paid-up shares:-</b>	<b>No. of partly paid-up shares</b>	<b>As a % of total no. of partly paid-up shares</b>	<b>As a % of total no. of shares of the company</b>
Held by promoter/promoter group	0	0	0
Held by public	0	0	0
<b>Total - D</b>	<b>0</b>	<b>0</b>	<b>0</b>
<b>Outstanding convertible securities:</b>	<b>No. of outstanding securities</b>	<b>As a % of total no. of outstanding convertible securities</b>	<b>As a % of total no. of shares of the company, assuming full conversion of the convertible securities</b>
Held by promoter/promoter group	0	0	0
Held by public	0	0	0
<b>Total - E</b>	<b>0</b>	<b>0</b>	<b>0</b>
<b>Warrants:-</b>	<b>No. of warrants</b>	<b>As a % of total no. of warrants</b>	<b>As a % of total no. of shares of the company, assuming full conversion of warrants</b>
Held by promoter/promoter group	0	0	0
Held by public	0	0	0
<b>Total - F</b>	<b>0</b>	<b>0</b>	<b>0</b>
<b>Total paid-up capital of the company, assuming full conversion of warrants and convertible securities</b>	<b>14246820</b>		

For Onward Technologies Limited

  
**Harish Mehta**  
 Chairman and Managing Director

Statement Showing Shareholding Pattern - 31.12.2013								
Category code	Category of Shareholder	Number of Shareholders	Table (I)(a)		Total shareholding as a percentage of total number of shares		Shares Pledged or otherwise encumbered	
			Total number of shares	Number of shares held in dematerialized	As a percentage of (A+B) <sup>1</sup>	As a percentage of (A+B+C)	Number of shares	As a percentage
			(ii)	(iii)	(iv)	(v)	(vi)	(vii)
(A)	<b>Shareholding of Promoter and Promoter Group<sup>2</sup></b>							
1	<b>Indian</b>							
(a)	Individuals/ Hindu Undivided Family	6	606610	606610	4.26	4.26	0	0.00
(b)	Central Government/ State Government(s)	0	0	0	0.00	0.00	0	0.00
(c)	Bodies Corporate	2	8241322	8241322	57.85	57.85	0	0.00
(d)	Financial Institutions/ Banks	0	0	0	0.00	0.00	0	0.00
(e)	Any Other (Specify)	0	0	0	0.00	0.00	0	0.00
	<b>Sub Total(A)(1)</b>	<b>8</b>	<b>8847932</b>	<b>8847932</b>	<b>62.10</b>	<b>62.10</b>	<b>0</b>	<b>0.00</b>
2	<b>Foreign</b>							
a	Individuals (Non-Residents Individuals/ Foreign Individuals)	0	0	0	0.00	0.00	0	0.00
b	Bodies Corporate	0	0	0	0.00	0.00	0	0.00
c	Institutions	0	0	0	0.00	0.00	0	0.00
d	Any Others(Specify)	0	0	0	0.00	0.00	0	0.00
d-i		0	0	0	0.00	0.00	0	0.00
d-ii		0	0	0	0.00	0.00	0	0.00
	<b>Sub Total(A)(2)</b>	<b>0</b>	<b>0</b>	<b>0</b>	<b>0.00</b>	<b>0.00</b>	<b>0</b>	<b>0</b>
	<b>Total Shareholding of Promoter and Promoter Group (A)= (A)(1)+(A)(2)</b>	<b>8</b>	<b>8847932</b>	<b>8847932</b>	<b>62.10</b>	<b>62.10</b>	<b>0</b>	<b>0.00</b>
(B)	<b>Public shareholding</b>							
1	<b>Institutions</b>							
(a)	Mutual Funds/ UTI	5	3750	150	0.03	0.03	0	0.00
(b)	Financial Institutions / Banks	3	350	250	0.00	0.00	0	0.00
(c)	Central Government/ State Government(s)	0	0	0	0.00	0.00	0	0.00
(d)	Venture Capital Funds	0	0	0	0.00	0.00	0	0.00
(e)	Insurance Companies	0	0	0	0.00	0.00	0	0.00
(f)	Foreign Institutional Investors	1	550000	550000	3.86	3.86	0	0.00
(g)	Foreign Venture Capital Investors	0	0	0	0.00	0.00	0	0.00
(h)	Any Other (specify)	0	0	0	0.00	0.00	0	0.00
	<b>Sub-Total (B)(1)</b>	<b>9</b>	<b>554100</b>	<b>550400</b>	<b>3.89</b>	<b>3.89</b>	<b>0</b>	<b>0.00</b>

HS 1-25

Statement Showing Shareholding Pattern - 31.12.2013									
Category code	Category of Shareholder	Number of Shareholders	Table (I)(a)			Total shareholding as a percentage of total number of shares		Shares Pledged or otherwise encumbered	
			Total number of shares	Number of shares held in dematerialized	As a percentage of (A+B) <sup>1</sup>	As a percentage of (A+B+C)	Number of shares	As a percentage	
			(B)	(V)	(VI)	(VII)	(VIII)	(IX) = (VIII)/(VII)*100	


<b>B 2</b>	<b>Non-institutions</b>							
(a)	Bodies Corporate	180	1296346	1289446	9.10	9.10	15000	1.16
(b)	Individuals							
i	Individuals - i. Individual shareholders holding nominal share capital up to Rs 1 lakh	6404	2387567	2178038	16.76	16.76	1495	0.06
ii	Individual shareholders holding nominal share capital in excess of Rs. 1 lakh.	33	1106417	1106417	7.77	7.77	0	0.00
(c)	Any Other (specify)				0.00	0.00	0	0.00
(c-i)	Clearing Member	43	12868	12868	0.09	0.09	0	0.00
(c-ii)	Non Resident Indian (Repatriation)	25	21713	15363	0.15	0.15	0	0.00
(c-iii)	Non Resident Indian (Non Repatriation)	15	18627	18627	0.13	0.13	0	0.00
(c-iv)	Overseas Bodies Corporates	1	1250	1250	0.01	0.01		
	<b>Sub-Total (B)(2)</b>	<b>6701</b>	<b>4844788</b>	<b>4622009</b>	<b>34.01</b>	<b>34.01</b>	<b>16495</b>	<b>0.34</b>
	<b>Total Public Shareholding (B) = (B)(1)+(B)(2)</b>	<b>6710</b>	<b>5398888</b>	<b>5172409</b>	<b>37.90</b>	<b>37.90</b>	<b>16495</b>	<b>0.31</b>
	<b>TOTAL (A)+(B)</b>	<b>6718</b>	<b>14246820</b>	<b>14020341</b>	<b>100.00</b>	<b>100.00</b>	<b>16495</b>	<b>0.12</b>
(C)	Shares held by Custodians and against which Depository Receipts have been issued							
1	Promoter and Promoter Group	0	0	0	0	0.00	0	0.00
2	Public	0	0	0	0	0.00	0	0
	<b>Sub-Total (C)</b>	<b>0</b>	<b>0</b>	<b>0</b>	<b>0</b>	<b>0.00</b>	<b>0</b>	<b>0</b>
	<b>GRAND TOTAL (A)+(B)+(C)</b>	<b>6718</b>	<b>14246820</b>	<b>14020341</b>	<b>100.00</b>	<b>100.00</b>	<b>16495</b>	<b>0.12</b>

For Onward Technologies Limited

*Harish Mehta*  
Harish Mehta  
Chairman and Managing Director

(1)(b) Statement showing holding of securities (including shares, warrants, convertible securities) of persons belonging to the category "Promoter and Promoter Group"

Sr. No.	Name of the shareholder	Details of Shares held		Encumbered shares (*)			Details of warrants		Details of convertible securities		Total shares (including underlying shares assuming full conversion of warrants and convertible securities) as a % of diluted share capital
		Number of shares held	As a % of grand total (A)+(B)+(C)	No.	As a percentage	As a % of grand total (A)+(B)+(C) of sub-clause (1)(a)	Number of warrants held	As a % total number of warrants of the same class	Number of convertible securities held	As a % total number of convertible securities of the same class	
(i)	(ii)	(iii)	(iv)	(v)	(vi)=(v)/(iii)*100	(vii)	(viii)	(ix)	(x)	(xi)	(xii)
1	Onward Network Technologies Pvt. Ltd.	7773769	54.56	0	0.00	0.00	0	0	0	0	54.56
2	Desai Finwealth Investments & Securities Pvt. Ltd.	467553	3.28	0	0.00	0.00	0	0	0	0	3.28
3	Harish Shantil Mehta	155212	1.09	0	0.00	0.00	0	0	0	0	1.09
4	Shaila Harish Mehta	106216	0.75	0	0.00	0.00	0	0	0	0	0.75
5	Jigar Harish Mehta	164944	1.16	0	0.00	0.00	0	0	0	0	1.16
6	Heral Harish Mehta	132186	0.93	0	0.00	0.00	0	0	0	0	0.93
7	Prachi Mehta	34052	0.24	0	0.00	0.00	0	0	0	0	0.24
8	Harish Shantil Mehta (HUF)	14000	0.10	0	0.00	0.00	0	0	0	0	0.10
	<b>TOTAL</b>	<b>8847932</b>	<b>62.10</b>	<b>0</b>	<b>0</b>	<b>0</b>	<b>0</b>	<b>0</b>	<b>0</b>	<b>0</b>	<b>62.10</b>

For Onward Technologies Limited  
  
 Harish Mehta  
 Chairman and Managing Director

(\*) The term "encumbrance" has the same meaning as assigned to it in regulation 28(3) of the SAST Regulations, 2011

(T)(c)(i) Statement showing holding of securities (including shares, warrants, convertible securities) of persons belonging to the category "Public" and holding more than 1% of the total number of shares

Sr. No.	Name of the shareholder	Number of shares held	Shares as a percentage of total number of shares (i.e., Grand Total (A)+(B)+(C) indicated in Statement at para (I)(a) above)	Details of warrants		Details of convertible securities		Total shares (including underlying shares assuming full conversion of warrants and convertible securities) as a % of diluted share capital	Total shares (including underlying shares assuming full conversion of warrants and convertible securities) as a % of diluted share capital
				Number of warrants held	As a % total number of warrants of the same class	Number of convertible securities held	% w.r.t total number of convertible securities of the same class		
1	Elara India Opportunities Fund Limited	550000	3.86	0	0	0	0	3.86	3.86
2	Sarvamangal Mercantile Co. Ltd.	538484	3.78	0	0	0	0	3.78	3.78
3	Kajaria Exports Ltd.	204357	1.43	0	0	0	0	1.43	1.43
4	Triveni Sangam Holdings & Trading Co. Pvt. Ltd.	189920	1.33	0	0	0	0	1.33	1.33
<b>TOTAL</b>		<b>1482761</b>	<b>10.40</b>	<b>0</b>	<b>0</b>	<b>0</b>	<b>0</b>	<b>10.40</b>	<b>10.40</b>


For Onward Technologies Limited

*HS 125*  
Harish Mehta  
Chairman and Managing Director

(1)(c)(ii) Statement showing holding of securities (including shares, warrants, convertible securities) of persons (together with PAC) belonging to the category "Public" and holding more than 5% of the total number of shares of the company

Sr. No.	Name(s) of the shareholder(s) and the Persons Acting in Concert (PAC) with them	Number of shares	Shares as a percentage of total number of shares (i.e., Grand Total (A)+(B)+(C) indicated in Statement at para (1)(a) above)	Details of warrants		Details of convertible securities		Total shares (including underlying shares assuming full conversion of warrants and convertible securities) as a % of diluted share capital
				Number of warrants	As a % total number of warrants of the same class	Number of convertible securities held	% w.r.t total number of convertible securities of the same class	
1	Nil	0	0.00	0	0	0	0	0
<b>TOTAL</b>		0	0.00	0	0	0	0	0

For Onward Technologies Limited

  
 Harish Mehta  
 Chairman and Managing Director

(I)(d) Statement showing details of locked-in shares

Sr. No.	Name of the shareholder	Number of locked-in shares	Locked-in shares as a percentage of total number of shares (i.e., Grand Total (A)+(B)+(C) indicated in Statement at para (I)(a) above)
1	Nil	0	0.00
2			
3			
4		0	0.00
<b>TOTAL</b>			

For Onward Technologies Limited

  
 Harish Mehta  
 Chairman and Managing Director

(II)(b) Statement showing holding of Depository Receipts (DRs), where underlying shares held by "promoter/promoter group" are in excess of 1% of the total number of shares

Sr. No.	Name of the DR Holder	Type of outstanding DR (ADRs, GDRs, SDRs, etc.)	Number of shares underlying outstanding DRs	Shares underlying outstanding DRs as a percentage of total number of shares (i.e., Grand Total (A)+(B)+(C) indicated in Statement at para (I)(a) above)
		0	0	0.00
1	Nil			
2				
3				
4		0	0	0.00
<b>TOTAL</b>				

For Onward Technologies Limited

*H S HT*  
 Harish Mehta  
 Chairman and Managing Director



(II)(a) Statement showing details of Depository Receipts (DRs)

Sr. No.	Type of outstanding DR (ADRs, GDRs, SDRs, etc.)	Number of outstanding DRs	Number of shares underlying outstanding DRs	Shares underlying outstanding DRs as a percentage of total number of shares (i.e., Grand Total (A)+(B)+(C) indicated in Statement at para (I)(a) above)
1	Nil	0	0	0.00
2				
3				
4			0	0.00
<b>TOTAL</b>		<b>0</b>	<b>0</b>	

For Onward Technologies Limited

*JS HT*  
**Harish Mehta**  
 Chairman and Managing Director

(iii)(a) Statement showing the voting pattern of shareholders, if more than one class of shares/securities is issued by the issuer.

(Give description of voting rights for each class of security)							
		Class X :	N.A.				
		Class Y :	N.A.				
		Class Z :	N.A.				
Category code	Category of Shareholder	Number of Voting Rights held in each class of securities			Total Voting Rights (III+IV+V)	Total voting rights i.e. (VI)	
		Class X	Class Y	Class Z		As a percentage of (A+B) <sup>1</sup>	As a percentage of (A+B+C)
(I)	(II)	(III)	(IV)	(V)	(VI)	(VII)	(VIII)
(A)	Promoter and Promoter Group						
1	Indian						
(a)	Individuals/ Hindu Undivided Family						
(b)	Central Government/ State Government(s)						
(c)	Bodies Corporate						
(d)	Financial Institutions/ Banks						
(e)	Any Others (Specify)						
	Sub Total (A)(1)	N.A.	N.A.	N.A.	N.A.	N.A.	N.A.
2	Foreign						
a	Individuals (Non-Residents Individuals/ Foreign Individuals)						
b	Bodies Corporate						
c	Institutions						
d	Any Others (Specify)						
	Sub Total (A)(2)	N.A.	N.A.	N.A.	N.A.	N.A.	N.A.
	Total Shareholding of Promoter and Promoter Group (A)= (A)(1)+(A)(2)						
(B)	Public shareholding						
1	Institutions						
(a)	Mutual Funds/ UTI						
(b)	Financial Institutions / Banks						
(c)	Central Government/ State Government(s)						
(d)	Venture Capital Funds						
(e)	Insurance Companies						
(f)	Foreign Institutional Investors						
(g)	Foreign Venture Capital Investors						
(h)	Any Other (specify)						
	Sub-Total (B)(1)						
(2)	Non-institutions						
(a)	Bodies Corporate						
(b)	Individuals						
	Individuals -i. Individual shareholders holding nominal share capital up to Rs 1 lakh						
ii	Individual shareholders holding nominal share capital in excess of Rs. 1 lakh.						
(c)	Any Other (specify)						
(c-i)	NR/IOCBs						
(c-ii)	Clearing Members						
(c-iii)	Foreign National						
(c-iv)	Foreign Corporate Bodies						
	Sub-Total (B)(2)						
(B)	Total Public Shareholding (B)= (B)(1)+(B)(2)	N.A.	N.A.	N.A.	N.A.	N.A.	N.A.
	TOTAL (A)+(B)						
(C)	Shares held by Custodians and against which Depository Receipts have been issued						
	GRAND TOTAL (A)+(B)+(C)	N.A.	N.A.	N.A.	N.A.	N.A.	N.A.

For Onward Technologies Limited

*JTS HST*  
Harish Mehta  
Chairman and Managing Director

ISO 9001 : 2008 Certified

CIN: L 28920MH1991PLC06254