

DATE: 18<sup>th</sup> April, 2014

The General Manager  
National Stock Exchange of India Limited  
Exchange Plaza, Bandra Kurla Complex,  
Bandra (East), Mumbai – 400051

The General Manager  
Bombay Stock Exchange Limited  
1<sup>st</sup> Floor, P.J. Towers, Dalal Street,  
Mumbai - 400001

**SUBJ: Submission of Shareholding Pattern for the Quarter Ended 31<sup>st</sup> March, 2014 by Omnit<sup>e</sup>ch Infosolutions Limited**


Dear Sir,

Please find enclosed herewith the Shareholding Pattern for the quarter ended 31<sup>st</sup> March, 2014 under Clause 35 of the Listing Agreement. Request you to take it on record.

Thanking You,

Yours Faithfully,

For **Omnitech Infosolutions Limited**



(Gaurav Sharma)  
Company Secretary &  
Chief Officer (Compliance and Legal)

Encl: As Above

(1) (a) Statement showing Shareholding Pattern

Name of the Company: Omnittech Infosolutions Limited	
Scrip Code, Name of the scrip, class of security:	
BSE- 532882	, NSF- OMNITECH
Quarter ended: 31 <sup>st</sup> March, 2014	


Partly paid-up shares:-		No. of partly paid-up shares	As a % of total no. of partly paid-up shares	As a % of total no. of shares of the company
Held by Promoter / Promoter Group		0	0.0000	0.0000
Held by public		0	0.0000	0.0000
Total		0	0.0000	0.0000
Outstanding convertible securities:-		No. of outstanding securities	As a % of total No. of outstanding convertible securities	As a % of total no. of shares of the company, assuming full conversion of the convertible securities
Held by Promoter / Promoter Group		0	0.0000	0.0000
Held by public		61459	100.0000	0.4079
Total		61459	100.0000	0.4079
Warrants:-		No. of warrants	As a % of total no. of warrants	As a % of total no. of shares of the company, assuming full conversion of warrants
Held by Promoter / Promoter Group		0	0.0000	0.0000
Held by public		0	0.0000	0.0000
Total		0	0.0000	0.0000
Total paid-up capital of the company assuming full conversion of warrants and convertible securities		15068430		





Category Code	Category	(I)		(II)		(III)		(IV)		(V)		(VI)		(VII)		(VIII)		(IX) = (VIII)/(I)*100	
		Number of shareholders	of shares	Number of shareholders	of shares	Number of shareholders	of shares	Number of shareholders	of shares	Number of shareholders	of shares	Number of shareholders	of shares	Number of shareholders	of shares	Number of shareholders	of shares	Number of shareholders	of shares
(A)	Promoter and Promoter Group																		
1	Indian		25		414479		414479		27.6190		27.6190		27.6190		259950		6.2717		0.0000
(a)	Individuals/Hindu Undivided Family		0		0		0		0.0000		0.0000		0.0000		0		0.0000		0.0000
(b)	Central Government/State Government(s)		0		0		0		0.0000		0.0000		0.0000		0		0.0000		0.0000
(c)	Bodies Corporate		4		1030245		1030245		6.8651		6.8651		6.8651		350240		33.9958		0.0000
(d)	Financial Institutions / Banks		0		0		0		0.0000		0.0000		0.0000		0		0.0000		0.0000
(e)	Any Other (specify)		0		0		0		0.0000		0.0000		0.0000		0		0.0000		0.0000
2	Foreign		29		5175024		5175024		34.4841		34.4841		34.4841		610190		11.7911		0.0000
(a)	Individuals (Non-Resident Individuals/Foreign Individuals)		0		0		0		0.0000		0.0000		0.0000		0		0.0000		0.0000
(b)	Bodies Corporate		0		0		0		0.0000		0.0000		0.0000		0		0.0000		0.0000
(c)	Institutions		0		0		0		0.0000		0.0000		0.0000		0		0.0000		0.0000
(d)	Qualified Foreign Investors		0		0		0		0.0000		0.0000		0.0000		0		0.0000		0.0000
(e)	Any Other (specify)		0		0		0		0.0000		0.0000		0.0000		0		0.0000		0.0000
Sub Total (A)(2)			0		0		0		0.0000		0.0000		0.0000		0		0.0000		0.0000
Total Shareholding of Promoter and Promoter Group (A)=(A)(1)+(A)(2)			29		5175024		5175024		34.4841		34.4841		34.4841		610190		11.7911		0.0000
1	Public shareholding		0		0		0		0.0000		0.0000		0.0000		0		0.0000		0.0000
(a)	Mutual Funds/UTI		0		0		0		0.0000		0.0000		0.0000		0		0.0000		0.0000
(a)	Financial Institutions / Banks		3		1641532		1641532		10.9385		10.9385		10.9385		10.9385		10.9385		0.0000
(b)	Central Government/State Government(s)		0		0		0		0.0000		0.0000		0.0000		0		0.0000		0.0000
(c)	Central Government/State Government(s)		0		0		0		0.0000		0.0000		0.0000		0		0.0000		0.0000
(d)	Venture Capital Funds		0		0		0		0.0000		0.0000		0.0000		0		0.0000		0.0000
(e)	Insurance Companies		0		0		0		0.0000		0.0000		0.0000		0		0.0000		0.0000
(f)	Foreign Institutional Investors		0		0		0		0.0000		0.0000		0.0000		0		0.0000		0.0000

(g)	Foreign Venture Capital Investors	0	0	0	0.0000	0.0000
(h)	Qualified Foreign Investors	0	0	0	0.0000	0.0000
(i)	Any Other (specify)	0	0	0	0.0000	0.0000
	Sub Total (B) (i)	3	1641532	1641532	10.9385	10.9385







Sr. No.	(i)	(ii)		(iii)	(iv)	(v)	(vi)	(vii)	(viii)	(ix)	(x)	(xi)	(xii)
		Number of Shares held	As a % of grand total (A)+(B)+(C)										
Name of the shareholder	Details of Shares held	As a % of grand total	As a % of grand total (A)+(B)+(C)	No.	Encumbered shares	As a percentage (VI)=(V)/(II)*100	As a % of grand total (A)+(B)+(C)	Number of warrants held	As a % total number of warrants of the same class	Number of convertible securities held	As a % total number of convertible securities of the same class	Total shares underlying shares (including convertible securities and conversion of warrants assuming full conversion of diluted share securities) as a % of diluted share capital	
													Details of Shares held
1	ATUL MAGANLAL HEMANI (AAFP5578P)	1370228	9.1306	1500	0.1095	0.0100	0.3348	0	0	0	0	0	9.0934
2	WINTEL COMPUTERS PVT LTD (AACW2123M)	530245	3.5333	50240	9.4749	0.3348	0.0000	0	0	0	0	0	3.5189
3	AVINASH C PTALE (ABZPP3138Q)	1308201	8.7173	0	0.0000	0.0000	1.7222	0	0	0	0	0	8.6817
4	SHUBHANGI AVINASH PTALE (AXPP0390P)	326645	2.1766	258450	79.1226	1.7222	0.0000	0	0	0	0	0	2.1677
5	AMISHA ATUL HEMANI (AJP11738P)	666564	4.417	0	0.0000	0.0000	0.0000	0	0	0	0	0	4.4236
6	OMNITECH TECHNOLOGIES LTD (AACO4042P)	500000	3.3318	300000	60.0000	1.9991	0.0000	0	0	0	0	0	3.3182
7	DEVARSHI DUSHYANT BUCH (AEPB8688M)	355000	2.2656	0	0.0000	0.0000	0.0000	0	0	0	0	0	2.3559
8	AVINASH PTALE (HUF) (A1HA3468A)	313	0.0021	0	0.0000	0.0000	0.0000	0	0	0	0	0	0.0021
9	NIRAV ATUL HEMANI (ACIPH0950J)	76313	0.5085	0	0.0000	0.0000	0.0000	0	0	0	0	0	0.5064
10	SHEETAL AVINASH PTALE (ARBP1512C)	313	0.0021	0	0.0000	0.0000	0.0000	0	0	0	0	0	0.0021
11	VIDHI ATUL HEMANI (ACIPH0949K)	7313	0.0487	0	0.0000	0.0000	0.0000	0	0	0	0	0	0.0485
12	NITISH AVINASH PTALE (ARBP1640H)	313	0.0021	0	0.0000	0.0000	0.0000	0	0	0	0	0	0.0021
13	ATUL MAGANLAL HEMANI HUF (ABHA3929H)	19313	0.1287	0	0.0000	0.0000	0.0000	0	0	0	0	0	0.1282
14	VANITA MAGANLAL HEMANI (AASP3374C)	10263	0.0684	0	0.0000	0.0000	0.0000	0	0	0	0	0	0.0681
15	MAGANLAL KUNVERJI HEMANI (AASP8098R)	2000	0.0133	0	0.0000	0.0000	0.0000	0	0	0	0	0	0.0133
16	BHARAT MAGANLAL HEMANI (ABUPH3648E)	1000	0.0067	0	0.0000	0.0000	0.0000	0	0	0	0	0	0.0066
17	YUGAL BHARAT HEMANI (ABUPH3649P)	1000	0.0067	0	0.0000	0.0000	0.0000	0	0	0	0	0	0.0066
	<b>TOTAL</b>	<b>5175024</b>	<b>34.4841</b>	<b>610190</b>	<b>11.7911</b>	<b>4.0660</b>	<b>0</b>	<b>0</b>	<b>0</b>	<b>0</b>	<b>0</b>	<b>0</b>	<b>34.3435</b>

(i)(b) Statement showing holding of securities (including shares, warrants, convertible securities) of persons belonging to the category "Promoter and Promoter Group"




Statement showing holding of securities (including shares, warrants, convertible securities) of persons belonging to the category "Public" and holding more than 5% of the total number of shares of the company

Sr. No.	Name(s) of the shareholder(s) and the Persons Acting in Concert (PAC) with them	Number of shares held	Shares as a percentage of total number of shares i.e., Grand Total (A)+(B)+(C) indicated in Statement at para (I)(a) above]	Number of warrants held	As a % total number of warrants of the same class	% w.r.t total number of convertible securities of the same class	Total shares (including underlying shares assuming full conversion of warrants and convertible securities) as a % of diluted share capital
1	NH	0	0.0000	0.00	0.00	0.00	0
	<b>TOTAL</b>						

Statement showing holding of securities (including shares, warrants, convertible securities) of persons belonging to the category "Public" and holding more than 1% of the total number of shares

Sr. No.	Name of the shareholder	Number of shares held	Shares as a percentage of total number of shares i.e., Grand Total (A)+(B)+(C) indicated in Statement at para (I)(a) above]	Number of warrants held	As a % total number of warrants of the same class	% w.r.t total number of convertible securities of the same class	Total shares (including underlying shares assuming full conversion of warrants and convertible securities) as a % of diluted share capital
1	UNITED INDIA INSURANCE COMPANY LIMITED	65632	4.216	0.00	0.00	0.00	4.2243
2	AXIS BANK LIMITED	505000	3.3651	0.00	0.00	0.00	3.3514
3	GENERAL INSURANCE CORPORATION OF INDIA	500000	3.3318	0.00	0.00	0.00	3.3182
4	MAHENDRA JASVANTAL PAREKH	645000	4.2980	0.00	0.00	0.00	4.2805
5	PARAG K SHAH	298878	1.9916	0.00	0.00	0.00	1.9835
6	PALLAVI M DESAI	409000	2.7254	0.00	0.00	0.00	2.7143
7	NIRAL N PATEL	281736	1.8774	0.00	0.00	0.00	1.8697
8	BASHAR ALMUTAWA	220483	1.4692	0.00	0.00	0.00	1.4632
9	MANAN PARAG SHAH	200000	1.3327	0.00	0.00	0.00	1.3273
	<b>TOTAL</b>	<b>3696629</b>	<b>24.6327</b>				<b>24.5323</b>



(1)(d) Statement showing details of locked-in shares		Sr. No.	Name of the shareholder	Number of Locked in Shares	Locked-in shares as a percentage of total number of shares i.e., Grand Total (A)+(B)+(C) indicated in Statement at para (1)(a) above}
		1	ATUL MAGANLAL HEMANI	115000	0.7663
		2	AVINASH C PITALE	115000	0.7663
		3	DEVARSHI DUSHYANT BUCH	115000	0.7663
		4	OMNITTECH TECHNOLOGIES LIMITED	200000	1.3327
			<b>TOTAL</b>	<b>545000</b>	<b>3.6316</b>



Statement showing holding of Depository Receipts (DRs), where underlying shares held by "Promoter/Promoter Group" are in excess of 1% of the total number of shares

(II) (b)	Sr. No.	Name of the DR Holder	Type of outstanding DR (ADRs, GDRs, SDRs, etc.)	Number of shares underlying outstanding DRs	Shares underlying outstanding DRs as a percentage of total number of shares i.e., Grand Total (A)+(B)+(C) indicated in Statement at para (I)(a) above
	1		NIL	NIL	NIL
		TOTAL	NIL	NIL	NIL



