


Introductory sub-table (I)(a)
Introductory sub-table (I)(a)

Name of the Company: OMAXE LTD			
Scrip Code, Name of the scrip, class of security:			
Quarter ended: JUNE 30, 2014			
Partly paid-up shares:-			
	No. of partly paid-up shares	As a % of total no. of partly paid-up shares	As a % of total no. of shares of the company
Held by promoter/promoter group		#DIV/0!	#DIV/0!
Held by public		#DIV/0!	#DIV/0!
Total	0	#DIV/0!	#DIV/0!
Outstanding convertible securities:-			
	No. of outstanding securities	As a % of total no. of outstanding convertible securities	As a % of total no. of shares of the company, assuming full conversion of the convertible securities
Held by promoter/promoter group		#DIV/0!	#DIV/0!
Held by public		#DIV/0!	#DIV/0!
Total	0	#DIV/0!	#DIV/0!
Warrants:-			
	No. of warrants	As a % of total no. of warrants	As a % of total no. of shares of the company, assuming full conversion of warrants
Held by promoter/promoter group		#DIV/0!	#DIV/0!
Held by public		#DIV/0!	#DIV/0!
Total	0	#DIV/0!	#DIV/0!
Total paid-up capital of the company, assuming full conversion of warrants and convertible securities			182,900,640

For OMAXE LTD
 Chartered Accountants & Company
 Chartered Accountants & Company
 For OMAXE LTD

Statement Showing Shareholding Pattern

Category code	Category of Shareholder	Number of Shareholders	Table (I)(a)		Total shareholding as a percentage of total number of shares		Shares Pledged or otherwise encumbered		
			Total number of shares	Number of shares held in dematerialized form	As a percentage of (A+B)	As a percentage of (A+B+C)	Number of shares	As a percentage	
			(IV)	(V)	(VI)	(VII)	(VIII)	(IX) = (VIII)/(IV)*100	
(A)	Shareholding of Promoter and Promoter								
1	Indian								
(a)	Hindu Undivided Family								
		2	27000	27000	0.01	0.01	0	0.00	
(b)	Central Government/ State Government(s)				0.00	0.00			#DIV/0!
(c)	Bodies Corporate	6	125557814	125557814	67.78	67.78	82866700	43.17	
(d)	Financial Institutions/ Banks				0.00	0.00			#DIV/0!
(e)	Any Others(Promoters' Director and their relative)	5	11581380	11581380	6.33	6.33	5800000	50.08	
(e-i)					0.00	0.00			#DIV/0!
(e-ii)					0.00	0.00			#DIV/0!
	Sub Total(A)(1)	13	137166194	137166194	74.99	74.99	88666700	64.64	
2	Foreign								
a	Individuals (Non-Residents individuals/ Foreign Individuals)				0.00	0.00			#DIV/0!
b	Bodies Corporate				0.00	0.00			#DIV/0!
c	Institutions				0.00	0.00			#DIV/0!
d	Qualified Foreign Investor				0.00	0.00			#DIV/0!
e	Any Others(Specify)				0.00	0.00			#DIV/0!
e-i					0.00	0.00			#DIV/0!
e-ii									
	Sub Total(A)(2)	0	0	0	0.00	0.00	0	#DIV/0!	
	Total Shareholding of Promoter and	13	137166194	137166194	74.99	74.99	88666700	64.64	
(B)	Public shareholding								
1	Institutions								
(a)	Mutual Funds/ UTI	1	786	786	0.00	0.00			
(b)	Financial Institutions/ Banks	9	4342109	4342109	2.40	2.40			
(c)	Central Government/ State Government(s)	1	30	30	0.00	0.00			
(d)	Venture Capital Funds				0.00	0.00			
(e)	Insurance Companies				0.00	0.00			
(f)	Foreign Institutional Investors	35	20262890	20262890	10.68	10.68			
(g)	Foreign Venture Capital Investors				0.00	0.00			
(h)	Qualified Foreign Investor				0.00	0.00			
(i)	Any Other (specify)				0.00	0.00			
(i-i)					0.00	0.00			
(i-ii)									
	Sub-Total (B)(1)	46	24605815	24605815	13.45	13.45			
B 2	Non-institutions								
(a)	Bodies Corporate	697	14353340	14353183	9.46	9.46			
(b)	Individuals				0.00	0.00			
i	Individuals -i. Individual shareholders holding nominal share capital up to Rs 1 lakh	75207	4693513	4691828	2.59	2.59			
ii	Individual shareholders holding nominal share capital in excess of Rs. 1 lakh.	26	1359489	1359489	0.29	0.29			
(C-1)	Trusts	11	399	399	0.00	0.00			
(C-2)	Non Resident Indians	409	72811	72801	0.04	0.04			
(C-3)	Overseas Corporate Bodies	1	1	1	0.00	0.00			
(c)	Qualified Foreign Investor	0	0	0	0.00	0.00			
(d)	Any Other (specify)				0.00	0.00			
(d-i)	Clearing Members	61	159029	159029	0.16	0.16			
(d-ii)	Hindu Undivided Families	2713	489949	489949	0.25	0.25			
	Sub-Total (B)(2)	79125	21128531	21126679	11.55	11.55			
(B)	Total Public Shareholding (B)= (B)(1)+(B)(2)	79171	45734346	45732494	25.01	25.01			
	TOTAL (A)+(B)	79184	182900540	182898688	100.00	100.00			
(C)	Shares held by Custodians and against which Depository Receipts have been issued								
1	Promoter and Promoter Group						0.00		#DIV/0!
2	Public						0.00		
	Sub-Total (C)	0	0	0			0	0	
	GRAND TOTAL (A)+(B)+(C)	79184	182900540	182898688	100.00	100.00	88666700	48.48	


 ANAND KULKARNI
 Add. Vice President
 & Company Secretary

(D)(b) Statement showing holding of securities (including shares, warrants, convertible securities) of persons belonging to the category "Promoter and Promoter Group"


Sr. No.	Name of the shareholder	Details of Shares held		Encumbered shares (*)			Details of warrants		Details of convertible securities		Total shares (including underlying shares assuming full conversion of warrants and convertible securities) as a % of diluted share capital
		Number of shares held	As a % of grand total (A)+(B)+(C)	No.	As a percentage	As a % of grand total (A)+(B)+(C) of sub-clause (I)(a)	Number of warrants held	As a % total number of warrants of the same class	Number of convertible securities held	As a % total number of convertible securities of the same class	
(i)	(ii)	(iii)	(iv)	(v)	(vi)=(v)/(iii)*100	(vii)	(viii)	(ix)	(x)	(xi)	(xii)
	HUF										
1	SUNIL GOEL (HUF)	13,500	0.01	0	0.00	0.00		#DIV/0!		#DIV/0!	
2	ROHTAS GOEL (HUF)	13,500	0.01	0	0.00	0.00		#DIV/0!		#DIV/0!	
	BODY CORPORATE										
3	CONSTELLATION CAPITAL LTD	17,896,400	9.78	17,896,400	100.00	9.78		#DIV/0!		#DIV/0!	
4	KAUTILYA MONETARY SERVICES PRIVATE LIMITED	22,995,000	12.57	22,995,000	100.00	12.57		#DIV/0!		#DIV/0!	
5	GUILD BUILDERS PVT LTD	62,294,297	34.06	28,528,300	45.80	15.60		#DIV/0!		#DIV/0!	
8	S A FINVEST LIMITED	11,947,000	6.53	11,947,000	100.00	6.53		#DIV/0!		#DIV/0!	
9	DREAM HOME DEVELOPERS PRIVATE LIMITED	8,925,117	4.88	0	0.00	0.00		#DIV/0!		#DIV/0!	
10	J B REALCON PRIVATE LIMITED	1,500,000	0.82	1,500,000	100.00	0.82		#DIV/0!		#DIV/0!	
	DIRECTOR AND THEIR RELATIVE										
18	JAI BHAGWAN GOEL	3,098,650	1.69	2,500,000	80.68	1.37		#DIV/0!		#DIV/0!	
19	SEEMA GOEL	21,350	0.01	0	0.00	0.00		#DIV/0!		#DIV/0!	
20	SUNIL GOEL	3,336,120	1.82	3,300,000	98.92	1.80		#DIV/0!		#DIV/0!	
21	SUSHMA GOEL	2,377,810	1.30	0	0.00	0.00		#DIV/0!		#DIV/0!	
22	ROHTAS GOEL	2,747,250	1.50	0	0.00	0.00		#DIV/0!		#DIV/0!	
	TOTAL	137,166,194	74.99	88,666,700	64.64	48.48		#DIV/0!		#DIV/0!	

For *[Signature]*
FOR OMSK LTD.
 Add. Vice President
 & Company Secretary

(D)(c)(ii) Statement showing holding of securities (including shares, warrants, convertible securities) of persons (together with PAC) belonging to the category "Public" and holding more than 5% of the total number of shares of the company


Sr. No.	Name(s) of the shareholder(s) and the Persons Acting in Concert (PAC) with them	Number of shares	Shares as a percentage of total number of shares (i.e., Grand Total (A)+(B)+(C) indicated in Statement at para (I)(a) above}	Details of warrants		Details of convertible securities		Total shares (including underlying shares assuming full conversion of warrants and convertible securities) as a % of diluted share capital
				Number of warrants	As a % total number of warrants of the same class	Number of convertible securities held	% w.r.t total number of convertible securities of the same class	
1			0.00		#DIV/0!		#DIV/0!	
2			0.00		#DIV/0!		#DIV/0!	
3			0.00		#DIV/0!		#DIV/0!	
4			0.00		#DIV/0!		#DIV/0!	
5			0.00		#DIV/0!		#DIV/0!	
6			0.00		#DIV/0!		#DIV/0!	
7			0.00		#DIV/0!		#DIV/0!	
8			0.00		#DIV/0!		#DIV/0!	
9			0.00		#DIV/0!		#DIV/0!	
10			0.00		#DIV/0!		#DIV/0!	
TOTAL		0	0.00	0	#DIV/0!	0	#DIV/0!	0

FOR OMAKE LTD.
 Add. Vice President
 & Company Secretary




(I)(d) Statement showing details of locked-in shares

Sr. No.	Name of the shareholder	Number of locked-in shares	Locked-in shares as a percentage of total number of shares (i.e., Grand Total (A)+(B)+(C) indicated in Statement at para (I)(a) above)
1			0.00
2			0.00
3			0.00
4			0.00
5			0.00
6			0.00
7			0.00
8			0.00
9			0.00
TOTAL		0	0.00


OF COMPANY (PVT.) LTD.
Add. Vice President
& Company Secretary

(II)(a) Statement showing details of Depository Receipts (DRs)

Sr. No.	Type of outstanding DR (ADRs, GDRs, SDRs, etc.)	Number of outstanding DRs	Number of shares underlying outstanding DRs	Shares underlying outstanding DRs as a percentage of total number of shares {i.e., Grand Total (A)+(B)+(C) indicated in Statement at para (I)(a) above}
1				0.00
2				0.00
3				0.00
4				0.00
5				0.00
6				0.00
7				0.00
8				0.00
9				0.00
TOTAL		0	0	0.00


OMAR LTD.
Add. Vice President
& Company Secretary

(II)(b) Statement showing holding of Depository Receipts (DRs), where underlying shares held by "promoter/promoter group" are in excess of 1% of the total number of shares

Sr. No.	Name of the DR Holder	Type of outstanding DR (ADRs, GDRs, SDRs, etc.)	Number of shares underlying outstanding DRs	Shares underlying outstanding DRs as a percentage of total number of shares (i.e., Grand Total (A)+(B)+(C) indicated in Statement at para (I)(a) above)
1				0.00
2				0.00
3				0.00
4				0.00
5				0.00
6				0.00
7				0.00
8				0.00
9				0.00
TOTAL			0	0.00

For **PMAXELTD.**
 Add. Vice President
 & Company Secretary