



OMAX AUTOS LIMITED

CIN: L30103HR1983PLC026142

Plot No. B-26, Institutional Area, Sector-32, Gurgaon-122 001, Haryana (INDIA)
Phone : +91-124-4343000, Fax : +91-124-2580016
E-mail : info@omaxauto.com, Website : www.omaxauto.com


Introductory sub-table (I)(a)

Name of the Company: OMAX AUTOS LIMITED				
Scrip Code, Name of the scrip, class of security: BSE-520021-OMAX & NSE-OMAXAUTO - EQ- Rs. 10/-				
Quarter ended: JUNE 30, 2014				
Partly paid-up shares:-		No. of partly paid-up shares	As a % of total no. of partly paid-up shares	As a % of total no. of shares of the company
Held by promoter/promoter group		0	0	0
Held by public		0	0	0
Total - D		0	0	0
Outstanding convertible securities:-		No. of outstanding securities	As a % of total no. of outstanding convertible securities	As a % of total no. of shares of the company, assuming full conversion of the convertible securities
Held by promoter/promoter group		0	0	0
Held by public		0	0	0
Total - E		0	0	0
Warrants:-		No. of warrants	As a % of total no. of warrants	As a % of total no. of shares of the company, assuming full conversion of warrants
Held by promoter/promoter group		0	0	0
Held by public		0	0	0
Total - F		0	0	0
Total paid-up capital of the company, assuming full conversion of warrants and convertible securities		21388213		100




Statement Showing Shareholding Pattern

Category code	Category of Shareholder	Table (I)(a)			Total shareholding as a percentage of total number of shares		Shares Pledged or otherwise encumbered	
		Number of Shareholders	Total number of shares	Number of shares held in dematerialized form	As a percentage of (A+B) ¹	As a percentage of (A+B+C)	Number of shares	As a percentage
(i)	(ii)	(iii)	(iv)	(v)	(vi)	(vii)	(viii)	
(A)	Shareholding of Promoter and							
1	Indian							
(a)	Individuals/ Hindu Undivided Family	19	7757009	7757009	36.27	36.27		0.00
(b)	Central Government/ State Government(s)		0	0	0.00	0.00		0.00
(c)	Bodies Corporate	1	4272161	4272161	19.97	19.97		0.00
(d)	Financial Institutions/ Banks		0		0.00	0.00		0.00
(e)	Any Others(Specify)		0		0.00	0.00		0.00
(e-i)					0.00	0.00		0.00
(e-ii)					0.00	0.00		0.00
	Sub Total(A)(1)	20	12029170	12029170	56.24	56.24	0	0.00
2	Foreign							
a	Individuals (Non-Residents Individuals/ Foreign Individuals)				0.00	0.00		0.00
b	Bodies Corporate				0.00	0.00		0.00
c	Institutions				0.00	0.00		0.00
d	Qualified Foreign Investor				0.00	0.00		0.00
e-i	Any Others(Specify)				0.00	0.00		0.00
e-ii					0.00	0.00		0.00
	Sub Total(A)(2)	0	0	0	0.00	0.00	0	0.00
	Total Shareholding of Promoter and	20	12029170	12029170	56.24	56.24	0	0.00
(B)	Public shareholding							
1	Institutions							
(a)	Mutual Funds/ UTI				0.00	0.00		
(b)	Financial Institutions/ Banks	1	5000	5000	0.02	0.02		
(c)	Central Government/ State Government(s)				0.00	0.00		
(d)	Venture Capital Funds				0.00	0.00		
(e)	Insurance Companies				0.00	0.00		
(f)	Foreign Institutional Investors				0.00	0.00		
(g)	Foreign Venture Capital Investors				0.00	0.00		
(h)	Qualified Foreign Investor				0.00	0.00		
(i-i)	Any Other (specify)				0.00	0.00		
(i-ii)					0.00	0.00		
	Sub-Total (B)(1)	1	5000	5000	0.02	0.02		




B 2	Non-Institutions						
(a)	Bodies Corporate	324	3033514	3027413	14.18	14.18	
(b)	Individuals				0.00	0.00	
I	Individuals - i. Individual shareholders holding nominal share capital up to Rs 1 lakh	10810	4426277	3889646	20.69	20.69	
II	ii. Individual shareholders holding nominal share capital in excess of Rs. 1 lakh.	40	920243	882993	4.30	4.30	
(c)	Any Other (specify)				0.00	0.00	
(c-i)	Trusts	5	3002	602	0.01	0.01	
(c-ii)	Directors & their Relatives	1	30000	30000	0.14	0.14	
(c-iii)	Non Resident Indians	108	609580	608580	2.85	2.85	
(c-iv)	Clearing Members	44	18173	18173	0.08	0.08	
(c-v)	Hindu Undivided Families	323	313254	313254	1.46	1.46	
(c-vi)	Qualified Foreign Investor						
	Sub-Total (B)(2)	11655	9354043	8770661	43.73	43.73	
(B)	Total Public Shareholding (B)= (B)(1)+(B)(2)	11656	9359043	8775661	43.76	43.76	
	TOTAL (A)+(B)	11676	21388213	20804831	100.00	100.00	
(C)	Shares held by Custodians and against which Depository Receipts have been issued						
1	Promoter and Promoter Group		0		0.00	0.00	
2	Public		0		0.00	0.00	
	Sub-Total (C)	0	0	0	0	0	
	GRAND TOTAL (A)+(B)+(C)	11676	21388213	20804831	100.00	0	0.00



(b) Statement showing holding of securities (including shares, warrants, convertible securities) of persons belonging to the category "Promoter and Promoter Group".

Sr. No.	Name of the shareholder	Details of Shares held		Encumbered shares (*)			Details of warrants		Details of convertible securities		Total shares (including underlying shares assuming full conversion of warrants and convertible securities) as a % of diluted share capital
		Number of shares held	As a % of grand total (A) + (B) + (C)	No.	As a percentage	As a % of grand total (A) + (B) + (C) of sub-clause (i)(a)	Number of warrants held	As a % total number of warrants of the same class	Number of convertible securities held	As a % total number of convertible securities of the same class	
(1)	(2)	(3)	(4)	(5)	(6) = (5)/(3) * 100	(7)	(8)	(9)	(10)	(11)	(12)
1	RAVINDER KUMAR MEHTA	1371600	6.41		0.00		0.00		0.00		0.00
2	SATENDRA MOHAN MEHTA	201400	0.94		0.00		0.00		0.00		0.00
3	JATENDER KUMAR MEHTA	1767831	8.27		0.00		0.00		0.00		0.00
4	S K MEHTA	64200	0.30		0.00		0.00		0.00		0.00
5	SWARAJ MEHTA	465000	2.17		0.00		0.00		0.00		0.00
6	SUDESH MEHTA	368256	1.72		0.00		0.00		0.00		0.00
7	KIRAN MEHTA	201600	0.94		0.00		0.00		0.00		0.00
8	USHA MEHTA	125800	0.59		0.00		0.00		0.00		0.00
9	ATUL MEHTA	97800	0.46		0.00		0.00		0.00		0.00
10	VARUN MEHTA	317100	1.48		0.00		0.00		0.00		0.00
11	VIVEK MEHTA	310000	1.45		0.00		0.00		0.00		0.00
12	S M MEHTA	872950	4.08		0.00		0.00		0.00		0.00
13	S K MEHTA	951300	4.45		0.00		0.00		0.00		0.00
14	DEVASHISH MEHTA	227000	1.06		0.00		0.00		0.00		0.00
15	J K MEHTA	83500	0.39		0.00		0.00		0.00		0.00
16	RAVINDER MEHTA	4500	0.02		0.00		0.00		0.00		0.00
17	AMIT MEHTA	180000	0.84		0.00		0.00		0.00		0.00
18	NIDHI MEHTA	145272	0.68		0.00		0.00		0.00		0.00
19	VEDANJALI MEHTA	1800	0.01		0.00		0.00		0.00		0.00
20	FORERUNNER CAPITAL INVESTMENTS LIMITED	4272161	19.97		0.00		0.00		0.00		0.00
	TOTAL	12029170	56.24	0	0.00		0.00	0	0.00	0	0.00

[*] The term "encumbrance" has the same meaning as assigned to it in regulation 28(5) of the SAST Regulations, 2011




(1)(c)(i) Statement showing holding of securities (including shares, warrants, convertible securities) of persons belonging to the category "Public" and holding more than 1% of the total number of shares

Sr. No.	Name of the shareholder	Number of shares held	Shares as a percentage of total number of shares [i.e., Grand Total (A)+(B)+(C) indicated in Statement at para (D)(a) above]	Details of warrants		Details of convertible securities		Total shares (including underlying shares assuming full conversion of warrants and convertible securities) as a % of diluted share capital
				Number of warrants held	As a % total number of warrants of the same class	Number of convertible securities held	% w.r.t total number of convertible securities of the same class	
1	AUTO TOOLS PVT. LTD.	258705	1.21		0.00		0.00	AAACA9895K
2	ICICI PRUDENTIAL LIFE INSURANCE CO	1002966	4.69		0.00		0.00	AAACI7351P
3	MARS ASSOCIATES PRIVATE LIMITED	235100	1.10		0.00		0.00	AAACM4203E
4	AUTO VISION INDIA PRIVATE LIMITED	516451	2.41		0.00		0.00	AACCA3083E
5	KESWANI HARESH	356694	1.67		0.00		0.00	AAXP7866C
TOTAL		2369916	11.08	0	0.00	0	0.00	0



(D)(c)(ii) Statement showing holding of securities (including shares, warrants, convertible securities) of persons (together with PAC) belonging to the category "Public" and holding more than 5% of the total number of shares of the company

Sr. No.	Name(s) of the shareholder(s) and the Persons Acting in Concert (PAC) with them	Number of shares	Shares as a percentage of total number of shares (i.e., Grand Total (A)+(B)+(C) indicated in Statement at para (I)(a) above}	Details of warrants		Details of convertible securities		Total shares (including underlying shares assuming full conversion of warrants and convertible securities) as a % of diluted share capital
				Number of warrants	As a % total number of warrants of the same class	Number of convertible securities held	% w.r.t total number of convertible securities of the same class	
1	NIL		0.00		0.00		0.00	
2			0.00		0.00		0.00	
3			0.00		0.00		0.00	
4			0.00		0.00		0.00	
5			0.00		0.00		0.00	
6			0.00		0.00		0.00	
7			0.00		0.00		0.00	
8			0.00		0.00		0.00	
9			0.00		0.00		0.00	
10			0.00		0.00		0.00	
TOTAL		0	0.00	0	0.00	0	0.00	0



(D)(d) Statement showing details of locked-in shares


Sr. No.	Name of the shareholder	Number of locked-in shares	Locked-in shares as a percentage of total number of shares [i.e., Grand Total (A)+(B)+(C) indicated in Statement at para (D)(a) above]
1	NIL		0.00
2			0.00
3			0.00
4			0.00
5			0.00
6			0.00
7			0.00
8			0.00
9			0.00
TOTAL		0	0.00



7

(II)(a) Statement showing details of Depository Receipts (DRs)

Sr. No.	Type of outstanding DR (ADRs, GDRs, SDRs, etc.)	Number of outstanding DRs	Number of shares underlying outstanding DRs	Shares underlying outstanding DRs as a percentage of total number of shares {i.e., Grand Total (A)+(B)+(C) indicated in Statement at para (I)(a) above}
1	NIL			0.00
2				0.00
3				0.00
4				0.00
5				0.00
6				0.00
7				0.00
8				0.00
9				0.00
TOTAL		0	0	0.00



4

(II)(b) Statement showing holding of Depository Receipts (DRs), where underlying shares held by "promoter/promoter group" are in excess of 1% of the total number of shares

Sr. No.	Name of the DR Holder	Type of outstanding DR (ADRs, GDRs, SDRs, etc.)	Number of shares underlying outstanding DRs	Shares underlying outstanding DRs as a percentage of total number of shares (i.e., Grand Total (A)+(B)+(C) indicated in Statement at para (I)(a) above)
1	NIL			0.00
2				0.00
3				0.00
4				0.00
5				0.00
6				0.00
7				0.00
8				0.00
9				
			0	0.00
TOTAL				



9