

Name of the Company :NU TEK INDIA LIMITED

Scrip Code:533015		NU TEK INDIA LIMITED		EQUITY
Quarter Ended: MAR'2014				
Partly Paid-up Shares:	No.of Partly Paid-up Shares:	As a % of total No. of partly paid-up Shares	As a % of total No. of shares of the company	
Held by promoter/promoter group	0	0	0	
Held by Public	0	0	0	
TOTAL:	0	0	0	
Outstanding Convertible Securites:	No. of outstanding Securities	As a % of total No. of outstanding convertible securities	As a % of total No. of shares of the company, assuming full conversion of the convertible securities	
Held by promoter/promoter group	0	0	0	
Held by Public	0	0	0	
TOTAL:	0	0	0	
Warrants:	No. of Warrants	As a % of total No. of Warrants	As a % of total No. of shares of the company, assuming full conversion of warrants	
Held by promoter/promoter group	0	0	0	
Held by Public	0	0	0	
TOTAL:	0	0	0	
Total paid-up capital of the company, assuming full conversion of warrants and convertible securities	154518600			





Table I (a) - Statement Showing Share Holding Pattern

Category code	Category of Shareholder	Number of Shareholders	Total Number of shares	Number of shares held in dematerialised form	Total shareholding as a percentage of total number of shares		Shares pledged or otherwise encumbered	
					As a Percentage of (A+B)1	As a Percentage of (A+B+C)	Number of Shares	As a percentage
(I)	(II)	(III)	(IV)	(V)	(VI)	(VII)	(VII)	(IX)=(VIII)/(IV)* 100
(A)	Shareholding of Promoter and Promoter Group							
1	Indian							
(a)	Individuals/Hindu Undivided Family	3	14694204	14694204	9.51	9.51	0	0
(b)	Central Government/State Government(s)	0	0	0	0	0	0	0
(c)	Bodies Corporate	0	0	0	0	0	0	0
(d)	Financial Institutions/Banks	0	0	0	0	0	0	0
(e)	Any Others(Specify)	0	0	0	0	0	0	0
(e-i)	Mutual Funds	0	0	0	0	0	0	0
(e-ii)	Trusts	0	0	0	0	0	0	0
	Sub Total (A)(1)	3	14694204	14694204	9.51	9.51	0	0
2	Foreign							
(a)	Individuals (Non Resident Individuals/Foreign Individuals)	0	0	0	0	0	0	0
(b)	Bodies Corporate	0	0	0	0	0	0	0
(c)	Institutions	0	0	0	0	0	0	0
(d)	Qualified Foreign Investor	0	0	0	0	0	0	0
(e)	Any Others(Specify)	0	0	0	0	0	0	0
(e-i)	Overseas Corporate Bodies	0	0	0	0	0	0	0
(e-ii)		0	0	0	0	0	0	0
	Sub Total (A)(2)	0	0	0	0	0	0	0
	Total Shareholding of Promoter and Promoter Group (A)=(A)(1)+(A)(2)	3	14694204	14694204	9.51	9.51	0	0
(B)	Public Shareholding							
1	Institutions							
(a)	Mutual Funds/UTI	0	0	0	0	0	0	0
(b)	Financial Institutions/Banks	0	0	0	0	0	0	0
(c)	Central Government/State Government(s)	0	0	0	0	0	0	0
(d)	Venture Capital Funds	0	0	0	0	0	0	0
(e)	Insurance Companies	0	0	0	0	0	0	0
(f)	Foreign Institutional Investors	2	154578	154578	0.1	0.1	0	0
(g)	Foreign Venture Capital Investors	0	0	0	0	0	0	0
(h)	Qualified Foreign Investor	0	0	0	0	0	0	0
(i)	Any Others(Specify)	0	0	0	0	0	0	0
(i-i)	Foreign Companies	0	0	0	0	0	0	0
(i-ii)		0	0	0	0	0	0	0
	Sub Total (B)(1)	2	154578	154578	0.1	0.1	0	0
2	Non-Institutions							
(i)	Bodies Corporate	275	14145155	13288555	9.15	9.15	0	0
(i)	Individuals							
	Individual shareholders holding nominal share capital upto Rs.1 lakh	23953	39538944	39517303	25.59	25.59	0	0
	Individual shareholders holding nominal share capital in excess of Rs.1 lakh	847	70884204	70884204	45.87	45.87	0	0
(i)	Qualified Foreign Investor	0	0	0	0	0	0	0
(i)	Any Others(Specify)							
(i-i)	Non Resident Individuals	219	11738116	11738116	7.6	7.6	0	0
(i-ii)	Overseas Corporate Bodies	0	0	0	0	0	0	0
(i-iii)	Trusts	0	0	0	0	0	0	0
(i-iv)	Employees	36	147092	119492	0.1	0.1	0	0
(i-v)	Clearing Members	80	3216307	3216307	2.08	2.08	0	0
(i-vi)	Foreign Nationals	0	0	0	0	0	0	0
	Sub Total (B)(2)	25410	139669818	138763977	90.39	90.39	0	0
	Total Public Shareholding (B)=(B)(1)+(B)(2)	25412	139824396	138918555	90.49	90.49	0	0
	Total (A)+(B)	25415	154518600	153612759	100	100	0	0
	Shares held by Custodians and against Depository Receipts have been issued							
1	Shareholding of Promoter and Promoter Group	0	0	0	0	0	0	0
2	Public Shareholding	0	0	0	0	0	0	0
	Grand Total (A)+(B)+(C)	25415	154518600	153612759	100	100	0	0

Notes

A handwritten signature in black ink, consisting of stylized, cursive letters that appear to read "J. H. S." or similar.

(i)(b) Statement showing holding of securities (including shares, warrants, convertible securities) of persons belonging to the category "Promoter and Promoter Group"


Sr No	Name of the Shareholders	Details of Shares held		Encumbered shares(*)			Details of warrants			Details of convertible securities		Total shares (including underlying shares assuming full conversion of warrants and convertible securities) as a % of diluted share capital
		Number of Shares	As a % of grand Total (A)+(B)+(C)	Number	As a Percentage (V)/III*100	As a % of grand total (A)+(B)+(C) of sub-clause (iii)	Number of warrants held	As a % total number of warrants of the same class	Number of Convertible securities held	As a % total number of securities of the same class		
(i)	(ii)	(iii)	(iv)	(v)	(vi)= (V)/III*100	(vii)	(viii)	(ix)	(x)	(xi)	(xii)	
	1.INDER SHARMA	14542860	9.41	0	0	0	0	0	0	0	9.41	
	2.SUMATI SHARMA	119384	0.08	0	0	0	0	0	0	0	0.08	
	3.PRATAP NARAIN SHARMA	31960	0.02	0	0	0	0	0	0	0	0.02	
	Total:	14694204	9.51	0	0	0	0	0	0	0	9.51	

(*) The term "encumbrance" has the same meaning as assigned to it in regulation 28(3) of the SAST Regulations, 2011.

(*) The term "encumbrance" has the same meaning as assigned to it in regulation 28(3) of the SAST Regulations, 2011.

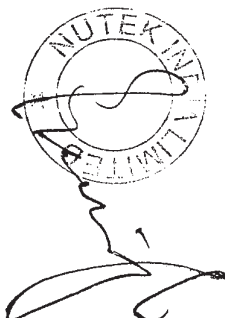
(I) (C) (i) Statement showing holding of securities (including shares, warrants, convertible securities) of persons belonging to the category "Public" and holding more than 1% of the total number of shares

Sr No	Name of the Shareholders	Number of Shares held	Shares as a percentage of total number of shares (i.e., Grand Total (A)+(B)+(C) indicated in Statement at para (I)(a) above)	Details of warrants		Details of convertible securities		Total shares (including underlying shares assuming full conversion of warrants and convertible securities) as a % of diluted share capital
				Number of warrants held	As a % total number of warrants of the same class	Number of Convertible securities held	As a % total number of securities of the same class	
1	KEZHUVANTHANATHU JOHN RAJAN	4534471	2.93	0	0	0	0	2.93
2	LALSANGJANA CHHAKCHHUAK	3875645	2.51	0	0	0	0	2.51
3	RELIGARE FINVEST LTD	1725485	1.12	0	0	0	0	1.12
4	RITA RAJKUMAR SINGH	1665857	1.08	0	0	0	0	1.08
Total:		11801458	7.64	0	0	0	0	7.64




(i) C (ii) Statement showing holding of securities (including shares, warrants, convertible securities) of persons (together with PAC) belonging to the category "Public" and holding more than 5% of the total number of shares of the company

Particulars of the number of shares of the company									
Sr No	Name(s) of the Shareholder(s) and Persons Acting in Concert (PAC) with them	Number of Shares held	Shares as a percentage of total number of shares (i.e., Grand Total (A)+(B)+(C) indicated in Statement at para (i)(a) above)	Details of warrants		Details of convertible securities		Total shares (including underlying shares assuming full conversion of warrants and convertible securities) as a % of diluted share capital	
				Number of warrants held	As a % total number of warrants of the same class	Number of Convertible securities held	As a % total number of securities of the same class		



(1)(d) Statement showing details of locked-in shares

Sr No	Name of the Shareholders	Number of Shares	Shares as a percentage of total number of shares(i.e., Grand Total (A)+(B)+(C) indicated in Statement at para (1)(a) above)	Promoter / Promoter Group / Public
Total:		0	0	



[Signature]

(ii)(a) Statement showing details of Depository Receipts (DRs)


Sr No	Type of outstanding DR (ADRs, GDRs, SDRs, etc.)	Number of outstanding DRs	Number of Shares underlying outstanding DRs	Shares underlying outstanding DRs as a percentage of total number of shares (i.e., Grand Total (A)+(B)+(C) indicated in Statement at para (i)(a) above)
Total:		0	0	0



NTA INDIA LIMITED


(ii)(b) Statement showing holding of Depository Receipts (DRs), where underlying shares held by 'promoter/promoter group' are in excess of 1% of the total number of shares

Sr No	Name of the DR Holder	Type of outstanding DR (ADRs, GDRs, SDRs, etc.)	Number of Shares underlying outstanding DRs	Shares underlying outstanding DRs as a percentage of total number of shares(i.e., Grand Total (A)+(B)+(C) indicated in Statement at para (i)(a) above)
Total:				0




(III) (a) Statement showing the voting pattern of shareholders
If more than one class of shares/securities is issued by the issuer.
Give description of voting rights for each class of security
Class X: Equity
Class Y: Not Applicable
Class Z: Not Applicable

Category code	Category of Shareholder	Number of Voting Rights held in each class of securities			Total Voting Rights	Total Voting Rights i.e. (VI)	
(I)	(II)	Class X (III)	Class Y (IV)	Class Z (V)	(III+IV+V) (VI)	As a percentage of (A+B) (VII)	As a percentage of (A+B+C) (VIII)
(A)	Shareholding of Promoter and Promoter Group						
1	Indian						
(a)	Individuals/Hindu Undivided Family	14694204	0	0	14694204	9.51	9.51
(b)	Central Government/State Government(s)	0	0	0	0	0	0
(c)	Bodies Corporate	0	0	0	0	0	0
(d)	Financial Institutions/Banks	0	0	0	0	0	0
(e)	Any Others(Specify)	0	0	0	0	0	0
(e-i)	Mutual Funds	0	0	0	0	0	0
(e-ii)	Trusts	0	0	0	0	0	0
	Sub Total (A)(1)	14694204	0	0	14694204	9.51	9.51
2	Foreign						
(a)	Individuals (Non Resident Individuals/Foreign Individuals)	0	0	0	0	0	0
(b)	Bodies Corporate	0	0	0	0	0	0
(c)	Institutions	0	0	0	0	0	0
(d)	Qualified Foreign Investor	0	0	0	0	0	0
(e)	Any Others(Specify)						
(e-i)	Overseas Corporate Bodies	0	0	0	0	0	0
(e-ii)		0	0	0	0	0	0
	Sub Total (A)(2)	0	0	0	0	0	0
	Total Shareholding of Promoter and Promoter Group (A)=(A)(1)+(A)(2)	14694204	0	0	14694204	9.51	9.51
(B)	Public Shareholding						
1	Institutions						
(a)	Mutual Funds/UTI	0	0	0	0	0	0
(b)	Financial Institutions/Banks	0	0	0	0	0	0
(c)	Central Government/State Government(s)	0	0	0	0	0	0
(d)	Venture Capital Funds	0	0	0	0	0	0
(e)	Insurance Companies	0	0	0	0	0	0
(f)	Foreign Institutional Investors	154578	0	0	154578	0.1	0.1
(g)	Foreign Venture Capital Investors	0	0	0	0	0	0
(h)	Qualified Foreign Investor	0	0	0	0	0	0
(i)	Any Others(Specify)						
(i-i)	Foreign Companies	0	0	0	0	0	0
(i-ii)		0	0	0	0	0	0
	Sub Total (B)(1)	154578	0	0	154578	0.1	0.1
2	Non-Institutions						
i)	Bodies Corporate	14145155	0	0	14145155	9.15	9.15
ii)	Individuals						
	Individual shareholders holding nominal share capital upto Rs.1 lakh	39538944	0	0	39538944	25.59	25.59
	Individual shareholders holding nominal share capital in excess of Rs.1 lakh	70884204	0	0	70884204	45.87	45.87
j)	Qualified Foreign Investor	0	0	0	0	0	0
k)	Any Others(Specify)						
-i)	Non Resident Individuals	11738116	0	0	11738116	7.6	7.6
-ii)	Overseas Corporate Bodies	0	0	0	0	0	0
-iii)	Trusts	0	0	0	0	0	0
-iv)	Employees	147092	0	0	147092	0.1	0.1
-v)	Clearing Members	3216307	0	0	3216307	2.08	2.08
vi)	Foreign Nationals	0	0	0	0	0	0
	Sub Total (B)(2)	139669818	0	0	139669818	90.39	90.39
	Total Public Shareholding (B)=(B)(1)+(B)(2)	139824396	0	0	139824396	90.49	90.49
	Total (A)+(B)	154518600	0	0	154518600	100	100
	Shares held by custodians and against Depository receipts have been issued						



1	Shareholding of Promoter and Promoter Group	0	0	0	0	0	0
2	Public Shareholding	0	0	0	0	0	0
	Grand Total (A)+(B)+(C)	154518600	0	0	154518600	100	100



A handwritten signature in black ink is written over a circular stamp. The stamp contains the text "INDIA" at the top and "★" at the bottom. The signature is stylized and extends to the right of the stamp.

NU TEK INDIA LIMITED
DISTRIBUTION SCHEDULE AS ON 31/03/2014
(To be made out for each class of security)
CONSOLIDATED

Total Nominal Value Rs. 77,25,93,000.00, Nominal Value Of Each Share/Unit 5.00/-

Total Number Of Shares/Units 154518600, Paid Up Value Per Share/Unit Rs. 5.00/-

Distinctive No(s) From 1 TO 154518600

SL NO	CATEGORY	HOLDERS	HOLDERS PERCENTAGE	SHARES	AMOUNT	AMOUNT PERCENTAGE
1	1 - 5000	17109	67.32	5956974	29784870	3.86
2	5001 - 10000	2594	10.21	4110882	20554410	2.66
3	10001 - 20000	1816	7.15	5468883	27344415	3.54
4	20001 - 30000	1071	4.21	5461015	27305075	3.53
5	30001 - 40000	438	1.72	3108586	15542930	2.01
6	40001 - 50000	593	2.33	5696281	28481405	3.69
7	50001 - 100000	789	3.1	11475045	57375225	7.43
8	100001 & Above	1005	3.95	113240934	566204670	73.29
Total:		25415	100	154518600	772593000	100

