

Corporate Office :-
B-27, Infocity, Sector - 34
Gurgaon - 122001, Haryana, India

Tel : +91 124 6124 600
Fax : +91 124 6124 675
Web : www.nutek.in
E-mail : info@nutek.in

Registered Office :
A-213, Road No 4, Gali No 11,
Mahipalpur, New Delhi-110037

NU TEK INDIA LIMITED

Monday, July 07, 2014

To,

The Bombay Stock Exchange
Floor 25,
PJ Towers,
Dalal Street
Mumbai-400001

The National Stock Exchange of India Limited
Exchange Plaza
Bandra Kurla Complex
Mumbai-400051

Luxembourg Stock Exchange
Societe de la Bourse
Societe Anonyme
RC Luxembourg B 6222


SUB : Shareholding Pattern & Distribution Schedule for the 1st Quarter Ended on 30th June, 2014.

Dear Sir,

Please find attached herewith Shareholding Pattern and Distribution schedule for the 1st quarter ended on 30th June, 2014.

Thanking You,

For Nu Tek India Limited



Sanjay Kumar Singh
General Counsel & Company Secretary



VAT No.: 06141823769 dt. 25.08.2003
PAN No. : AAACN 2270 L
Service Tax No. : AAACN2270LSD003
CIN No. : L74899DL1993PLC054313

Name of the Company :NU TEK INDIA LIMITED



Scrip Code:533015		NU TEK INDIA LIMITED		EQUITY
Quarter Ended: JUN'2014				
Partly Paid-up Shares:	No.of Partly Paid-up Shares:	As a % of total No. of partly paid-up Shares	As a % of total No. of shares of the company	
Held by promoter/promoter group	0	0	0	
Held by Public	0	0	0	
TOTAL:	0	0	0	
Outstanding Convertible Securities:	No. of outstanding Securities	As a % of total No. of outstanding convertible securities	As a % of total No. of shares of the company, assuming full conversion of the convertible securities	
Held by promoter/promoter group	0	0	0	
Held by Public	0	0	0	
TOTAL:	0	0	0	
Warrants:	No. of Warrants	As a % of total No. of Warrants	As a % of total No. of shares of the company, assuming full conversion of warrants	
Held by promoter/promoter group	0	0	0	
Held by Public	0	0	0	
TOTAL:	0	0	0	
Total paid-up capital of the company, assuming full conversion of warrants and convertible securities	154518600			

A handwritten signature in black ink is written over a circular stamp. The signature appears to be 'Pringle' or similar. The stamp is partially obscured by the signature.

Table I (a) - Statement Showing Share Holding Pattern

Category code	Category of Shareholder	Number of Shareholders	Total Number of shares	Number of shares held in dematerialised form	Total shareholding as a percentage of total number of shares		Shares pledged or otherwise encumbered	
					As a Percentage of (A+B)1	As a Percentage of (A+B+C)	Number of Shares	As a percentage
(I)	(II)	(III)	(IV)	(V)	(VI)	(VII)	(VIII)	(IX)=(VIII)/(IV)* 100
A)	Shareholding of Promoter and Promoter Group							
1	Indian							
a)	Individuals/Hindu Undivided Family	3	14694204	14694204	9.51	9.51	0	0
b)	Central Government/State Government(s)	0	0	0	0	0	0	0
c)	Bodies Corporate	0	0	0	0	0	0	0
d)	Financial Institutions/Banks	0	0	0	0	0	0	0
e)	Any Others(Specify)	0	0	0	0	0	0	0
e-i)	Mutual Funds	0	0	0	0	0	0	0
e-ii)	Trusts	0	0	0	0	0	0	0
	Sub Total (A)(1)	3	14694204	14694204	9.51	9.51	0	0
2	Foreign							
a)	Individuals (Non Resident Individuals/Foreign Individuals)	0	0	0	0	0	0	0
b)	Bodies Corporate	0	0	0	0	0	0	0
c)	Institutions	0	0	0	0	0	0	0
d)	Qualified Foreign Investor	0	0	0	0	0	0	0
e)	Any Others(Specify)	0	0	0	0	0	0	0
e-i)	Overseas Corporate Bodies	0	0	0	0	0	0	0
e-ii)		0	0	0	0	0	0	0
	Sub Total (A)(2)	0	0	0	0	0	0	0
	Total Shareholding of Promoter and Promoter Group (A)=(A)(1)+(A)(2)	3	14694204	14694204	9.51	9.51	0	0
B)	Public Shareholding							
1	Institutions							
a)	Mutual Funds/UTI	0	0	0	0	0	0	0
b)	Financial Institutions/Banks	0	0	0	0	0	0	0
c)	Central Government/State Government(s)	0	0	0	0	0	0	0
d)	Venture Capital Funds	0	0	0	0	0	0	0
e)	Insurance Companies	0	0	0	0	0	0	0
f)	Foreign Institutional Investors	2	154578	154578	0.1	0.1	0	0
g)	Foreign Venture Capital Investors	0	0	0	0	0	0	0
h)	Qualified Foreign Investor	0	0	0	0	0	0	0
i)	Any Others(Specify)	0	0	0	0	0	0	0
i-i)	Foreign Companies	0	0	0	0	0	0	0
i-ii)		0	0	0	0	0	0	0
	Sub Total (B)(1)	2	154578	154578	0.1	0.1	0	0
2	Non-Institutions							
a)	Bodies Corporate	280	12920436	12063836	8.36	8.36	0	0
b)	Individuals							
b-i)	Individual shareholders holding nominal share capital upto Rs.1 lakh	23838	40184245	40162604	26.01	26.01	0	0
b-ii)	Individual shareholders holding nominal share capital in excess of Rs.1 lakh	858	70943291	70943291	45.91	45.91	0	0
c)	Qualified Foreign Investor	0	0	0	0	0	0	0
d)	Any Others(Specify)							
d-i)	Non Resident Individuals	215	11860832	11860832	7.68	7.68	0	0
d-ii)	Overseas Corporate Bodies	0	0	0	0	0	0	0
d-iii)	Trusts	0	0	0	0	0	0	0
d-iv)	Employees	36	147092	119492	0.1	0.1	0	0
d-v)	Clearing Members	65	3613922	3613922	2.34	2.34	0	0
d-vi)	Foreign Nationals	0	0	0	0	0	0	0
	Sub Total (B)(2)	25292	139669818	138763977	90.39	90.39	0	0
	Total Public Shareholding (B)=(B)(1)+(B)(2)	25294	139824396	138918555	90.49	90.49	0	0
	Total (A)+(B)	25297	154518600	153612759	100	100	0	0
C)	Shares held by Custodians and against Depository Receipts have been issued							
1	Shareholding of Promoter and Promoter Group	0	0	0	0	0	0	0
2	Public Shareholding	0	0	0	0	0	0	0
	Grand Total (A)+(B)+(C)	25297	154518600	153612759	100	100	0	0


Sr.No	Notes
1	
2	
3	
4	
5	
6	
7	
8	
9	
10	

(I)(b) Statement showing holding of securities (including shares, warrants, convertible securities) of persons belonging to the category "Promoter and Promoter Group"

Sr. No	Name of the Shareholders	Details of Shares held		Encumbered shares(*)			Details of warrants		Details of convertible securities			Total shares (including underlying shares assuming full conversion of warrants and convertible securities) as a % of diluted share capital
		Number of Shares	As a % of grand Total (A)+(B)+(C)	Number	As a Percentage (V)/(VI)*100	As a % of grand total (A)+(B)+(C) of sub-clause (A)	Number of warrants held	As a % total number of warrants of the same class	Number of Convertible securities held	As a % total number of securities of the same class	(X)	
(i)		(iii)	(iv)	(v)	(vi)	(vii)	(viii)	(ix)	(x)	(xi)	(xii)	
1	INDER SHARMA	14542860	9.41	0	0	0	0	0	0	0	0	9.41
2	SUMATI SHARMA	119384	0.08	0	0	0	0	0	0	0	0	0.08
3	PRATAP NARAIN SHARMA	31960	0.02	0	0	0	0	0	0	0	0	0.02
	Total:	14694204	9.51	0	0	0	0	0	0	0	0	9.51

(*) The term "encumbrance" has the same meaning as assigned to it in regulation 28(3) of the SAST Regulations, 2011.




(i) (C) (i) Statement showing holding of securities (including shares, warrants, convertible securities) of persons belonging to the category "Public" and holding more than 1% of the total number of shares

Sr No	Name of the Shareholders	Number of Shares held	Shares as a percentage of total number of shares (i.e., Grand Total (A)+(B)+(C) indicated in Statement at para (i)(a) above)	Details of warrants		Details of convertible securities		Total shares (including underlying shares assuming full conversion of warrants and convertible securities) as a % of diluted share capital
				Number of warrants held	As a % total number of warrants of the same class	Number of Convertible securities held	As a % total number of securities of the same class	
1	KEZHUVAANTHANATHU JOHN RAJAN	4534471	2.93	0	0	0	0	2.93
2	LALSANGLIANA CHHAKCHHUAK	3875645	2.51	0	0	0	0	2.51
3	RITA RAJUMAR SINGH	1665857	1.08	0	0	0	0	1.08
	Total:	10075973	6.52	0	0	0	0	6.52

A handwritten signature is written over a circular stamp. The stamp contains the text "NTL & INDIALIMITED" around the perimeter. The signature is a stylized, cursive script.

(I) (C) (ii) Statement showing holding of securities (including shares, warrants, convertible securities) of persons together with PAC belonging to the category "Public" and holding more than 5% of the total number of shares of the company

Sr No	Name(s) of the Shareholder(s) and Persons Acting in Concert (PAC) with them	Number of Shares held	Shares as a percentage of total number of shares (i.e., Grand Total (A)+(B)+(C) indicated in Statement at para (I)(a) above)	Details of warrants		Details of convertible securities		Total shares (including underlying shares assuming full conversion of warrants and convertible securities) as a % of diluted share capital
				Number of warrants held	As a % total number of warrants of the same class	Number of Convertible securities held	As a % total number of securities of the same class	
		0	0	0	0	0	0	0
Total:				0	0	0	0	0

[Handwritten signature]


(I)(d) Statement showing details of locked-in shares

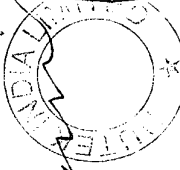
Sr No	Name of the Shareholders	Number of Shares	Shares as a percentage of total number of shares(i.e., Grand Total (A)+(B)+(C) indicated in Statement at para (I)(a) above)	Promoter / Promoter Group / Public
		0	0	
Total:		0	0	

[Handwritten Signature]

[Circular Stamp: NOTARY PUBLIC, INDIA]

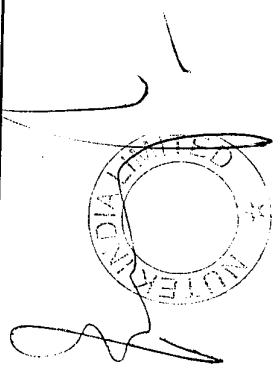
(II)(a) Statement showing details of Depository Receipts (DRs)

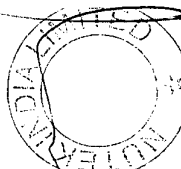
Sr No	Type of outstanding DR (ADRs, GDRs, SDRs, etc.)	Number of outstanding DRs	Number of Shares underlying outstanding DRs	Shares underlying outstanding DRs as a percentage of total number of shares (i.e., Grand Total (A)+(B)+(C) indicated in Statement at para (I)(a) above)
Total:		0	0	0

[Handwritten Signature]


(II)(b) Statement showing holding of Depository Receipts (DRs), where underlying shares held by 'promoter/promoter group' are in excess of 1% of the total number of shares


Sr No	Name of the DR Holder	Type of outstanding DR (ADRs, GDRs, SDRs, etc.)	Number of Shares underlying outstanding DRs	Shares underlying outstanding DRs as a percentage of total number of shares (i.e., Grand Total (A)+(B)+(C) indicated in Statement at para (I)(a) above)
Total:			0	0





(III) (a) Statement showing the voting pattern of shareholders if more than one class of shares/securities is issued by the issuer. Give description of voting rights for each class of security
 Class X: Equity
 Class Y: Not Applicable
 Class Z: Not Applicable

Category code	Category of Shareholder	Number of Voting Rights held in each class of securities			Total Voting Rights (III+IV+V) (VI)	Total Voting Rights i.e. (VI)	
		Class X (III)	Class Y (IV)	Class Z (V)		As a percentage of (A+B) (VII)	As a percentage of (A+B+C) (VIII)
1)	Shareholding of Promoter and Promoter Group						
1	Indian						
1)	Individuals/Hindu Undivided Family	14694204	0	0	14694204	9.51	9.51
2)	Central Government/State Government(s)	0	0	0	0	0	0
3)	Bodies Corporate	0	0	0	0	0	0
4)	Financial Institutions/Banks	0	0	0	0	0	0
5)	Any Others(Specify)	0	0	0	0	0	0
6-i)	Mutual Funds	0	0	0	0	0	0
6-ii)	Trusts	0	0	0	0	0	0
	Sub Total (A)(1)	14694204	0	0	14694204	9.51	9.51
2	Foreign						
1)	Individuals (Non Resident Individuals/Foreign Individuals)	0	0	0	0	0	0
2)	Bodies Corporate	0	0	0	0	0	0
3)	Institutions	0	0	0	0	0	0
4)	Qualified Foreign Investor	0	0	0	0	0	0
5)	Any Others(Specify)	0	0	0	0	0	0
6-i)	Overseas Corporate Bodies	0	0	0	0	0	0
6-ii)		0	0	0	0	0	0
	Sub Total (A)(2)	0	0	0	0	0	0
	Total Shareholding of Promoter and Promoter Group (A)=(A)(1)+(A)(2)	14694204	0	0	14694204	9.51	9.51
3)	Public Shareholding						
1	Institutions						
1)	Mutual Funds/UTI	0	0	0	0	0	0
2)	Financial Institutions/Banks	0	0	0	0	0	0
3)	Central Government/State Government(s)	0	0	0	0	0	0
4)	Venture Capital Funds	0	0	0	0	0	0
5)	Insurance Companies	0	0	0	0	0	0
6)	Foreign Institutional Investors	154578	0	0	154578	0.1	0.1
7)	Foreign Venture Capital Investors	0	0	0	0	0	0
8)	Qualified Foreign Investor	0	0	0	0	0	0
9)	Any Others(Specify)	0	0	0	0	0	0
10-i)	Foreign Companies	0	0	0	0	0	0
10-ii)		0	0	0	0	0	0
	Sub Total (B)(1)	154578	0	0	154578	0.1	0.1
2	Non-Institutions						
1)	Bodies Corporate	12920436	0	0	12920436	8.36	8.36
2)	Individuals						
2-i)	Individual shareholders holding nominal share capital upto Rs.1 lakh	40184245	0	0	40184245	26.01	26.01
2-ii)	Individual shareholders holding nominal share capital in excess of Rs.1 lakh	70943291	0	0	70943291	45.91	45.91
3)	Qualified Foreign Investor	0	0	0	0	0	0
4)	Any Others(Specify)	0	0	0	0	0	0
5-i)	Non Resident Individuals	11860832	0	0	11860832	7.68	7.68
5-ii)	Overseas Corporate Bodies	0	0	0	0	0	0
5-iii)	Trusts	0	0	0	0	0	0
5-iv)	Employees	147092	0	0	147092	0.1	0.1
5-v)	Clearing Members	3613922	0	0	3613922	2.34	2.34
5-vi)	Foreign Nationals	0	0	0	0	0	0
	Sub Total (B)(2)	139669818	0	0	139669818	90.39	90.39
	Total Public Shareholding (B)=(B)(1)+(B)(2)	139824396	0	0	139824396	90.49	90.49
	Total (A)+(B)	154518600	0	0	154518600	100	100
	Shares held by Custodians and against Depository Receipts have been issued						



1	Shareholding of Promoter and Promoter Group	0	- 0	0	0	0	0
2	Public Shareholding	0	0	0	0	0	0
	Grand Total (A)+(B)+(C)	154518600	0	0	154518600	100	100

