


(I) (a) STATEMENT SHOWING SHAREHOLDING PATTERN

Name of the Company : Neyveli Lignite Corporation Limited

Scrip Code, Name of the Scrip, Class of Security : BSE: 513683 ' Equity

Quarter ended 30/06/2014

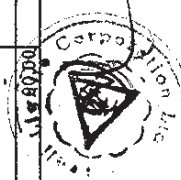
Partly Paid-up Shares	No. of Partly paid-up Shares	As a % of total No. of partly paid-up Shares	As a % of total No. of Shares of the Company
Held by promoter / promoter group	Not Applicable		
Held by Public			
Total			
Outstanding Convertible Securities	No. of Outstanding securities	As a % of total No. of Outstanding Convertible Securities	As a % of total No. of Shares of the Company, assuming full conversion of the convertible securities
Held by promoter / promoter group	Not Applicable		
Held by Public			
Total			
Warrants	No. of warrants	As a % of total No. of Warrants	As a % of total No. of Shares of the Company, assuming full conversion of Warrants
Held by promoter / promoter group	Not Applicable		
Held by Public			
Total			
Total paid-up capital of the Company, assuming full conversion of warrants and convertible securities	1677709600		



(I) (a) STATEMENT SHOWING SHAREHOLDING PATTERN

Name of the Company : Neyveli Lignite Corporation Limited
 Scrip Code, Name of the Scrip, Class of Security : **BSE : 513683 EQUITY**
 Quarter ended 30/06/2014

(i) Category Code	(ii) Category of Shareholder	(iii) No. of Share holders	(iv) Total No. of shares	(v) No. of shares held in Dematerialised Form	Total No. of shareholding as a percentage of Total No. of shares		Shares pledged or otherwise encumbered	
					(vi) As a percentage of (A+B)	(vii) As a percentage of (A+B+C)	(viii) No. of Shares	(ix=viii/iv)x100 As a percentage of
A	SHAREHOLDING OF PROMOTER AND PROMOTER GROUP							
(1)	Indian							
a	Individual/Hindu Undivided Family							
b	Central Government/ State Governments	1	1509938640	1509938640	90.00	90.00		
c	Bodies Corporate							
d	Financial Institutions / Banks							
e	Any other - Directors & their relatives							
	Sub Total A(1)	1	1509938640	1509938640	90.00	90.00		0.00
(2)	Foreign							
a	Individual (Non resident individuals / Foreign individuals)							
b	Bodies Corporate							
c	Institutions							
d	Qualified Foreign Investor							
e	Any other (Specify)							
	Sub Total A(2)							
	Total shareholding of Promoter and Promoter Group (A) = (A)(1) + (A)(2)	1	1509938640	1509938640	90.00	90.00		



Category Code	Category of Shareholder (II)	No. of Share holders (III)	Total No. of shares (IV)	No. of shares held in Dematerialised Form (V)	Total No. of shareholding as a percentage of Total No. of shares		Shares pledged or otherwise encumbered	
					As a percentage of (A+B) (VI)	As a percentage of (A+B+C) (VII)	No. of Shares (VIII)	As a percentage of (IX-VIII / IV)X100
B	Public Shareholding							
(1)	Institutions	13	426158	37858	0.03	0.03		
a	Mutual Funds/ UTI	12	1259933	1256433	0.08	0.08		
b	Financial Institutions / Banks	5	59701260	59701260	3.56	3.56		
c	Central Government/ State Governments				-	-		
d	Venture capital Funds	20	77366815	77366815	4.61	4.61		
e	Insurance Companies	11	577687	577687	0.03	0.03		
f	Foreign Institutional Investors				-	-		
g	Foreign Venture Capital Investors				-	-		
h	Qualified Foreign Investor				-	-		
i	Any other	61	139330853	139280053	8.30	8.30	N.A.	N.A.
	Sub Total B(1)							
B(2)	Non-Institutions	1066	3241716	3239216	0.19	0.19		
a	Bodies Corporate							
b	Individuals	95049	20581681	18283608	1.23	1.23		
(1)	Individual Shareholders holding Nominal Share Capital upto Rs.1 Lakh	91	2640319	2687919	0.16	0.16		
(1)	Individual Shareholders holding Nominal Share Capital in excess of Rs.1 Lakh							
c	Qualified Foreign Investor	290	680203	680203	0.04	0.04		
d	Any other - Clearing Members	21	56881	56881	0.00	0.00		
	Trusts	1037	1232074	969974	0.07	0.07		
	NRI	4	6133	6133	0.00	0.00		
	Limited Liability Partnership	1	1100	1100	0.00	0.00		
	Unclaimed Securities Suspense account							
	Sub Total B(2)	97559	28440107	2825034	1.70	1.70		
	Total Public Shareholding (B) = (B)(1)+(B)(2)	97620	167770960	165105087	10.00	10.00	N.A.	N.A.
	TOTAL (A) + (B)	97621	1677709600	1675043727	100.00	100.00		
C	Shares held by Custodians and against which Depository Receipts have been issued							
1	Promoter and Promoter Group							
2	Public							
	Sub Total (C)							
	Grand Total (A) + (B) + (C)	97621	1677709600	1675043727	100.00	100.00		



(1) (a) STATEMENT SHOWING SHAREHOLDING PATTERN
 Name of the Company : Neyveli Lignite Corporation Limited
 Scrip Code, Name of the Scrip, Class of Security : **BSE : 513683 EQUITY**

Quarter ended 30/06/2014

(1) (b) Statement showing holding of Securities (including shares, warrants, convertible Securities) of persons belonging to the Category "Promoter and Promoter Group"

Sr.No. (I)	Name of the shareholder (II)	Details of Shares held		Encumbered shares (*)			Details of warrants			Details of convertible securities		Total Shares (including underlying full conversion of warrants and Convertible securities) as a % of diluted share capital XII
		Number of Shares held (III)	As a % of grand Total (A)+(B)+(C) (IV)	Number (V)	As a percentage (VI) = (V)/(III)*100	As a % of grand total (A)+(B)+(C) of Sub-clause (I) (a) (VII)	Number of Warrants held (VIII)	As a % total number of warrants of the same class (IX)	Number of convertible securities held (X)	As a % total number of Convertible securities of the same class (XI)		
1	PRESIDENT OF INDIA	1509938640	90.00	0	0	0	0	0	0	0	90.00	
	Total	1509938640	90.00	0	0	0	0	0	0	0	90.00	

(1) (c) (i) Statement showing holding of securities (including shares, warrants, convertible Securities) of persons belonging to the Category "Public" and Holding more than 1 % of the total Number of shares

Sr. No.	Name of the shareholder	Number of shares held	Shares as a percentage of Total No. of shares (i.e. Grand Total (A)+(B)+(C) indicated in statement at para 1(a) above)	Details of warrants			Details of convertible			Total Shares (including underlying shares assuming full conversion of warrants and Convertible securities) as a % of diluted share capital
				Number of Warrants held	As a % total number of warrants of the same class	Number of convertible securities held	% w.r.t. total number of Convertible securities of the same class	Number of securities held	Total Shares (including underlying shares assuming full conversion of warrants and Convertible securities) as a % of diluted share capital	
1	LIFE INSURANCE CORPORATION OF INDIA	61317053	3.65							3.65
2	STATE INDUSTRIES PROMOTION CORPORATION OF TAMILNADU LTD	26865567	1.60							1.60
	Total	88182620	5.25							5.25

(*) The term "encumbrance" has the same meaning as assigned to it in regulation 28(3) of the SAST Regulations, 2011.

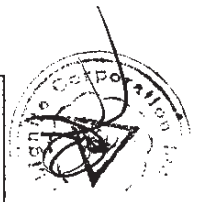


(l) (c) (ii) Statement showing holding of securities (including shares, warrants, convertible Securities) of persons (together with PAC) belonging to the Category "Public" and Holding more than 5 % of the total Number of shares of the Company

Sr. No.	Name(s) of the shareholder and the persons Acting in concert (PAC) with them	Number of shares held	Shares as a percentage of Total No. of shares (i.e. Grand Total (A)+(B)+(C) indicated in statement at para (a) above)	Details of warrants		Details of convertible		Total Shares (including underlying shares assuming full conversion of warrants and Convertible securities) as a % of diluted share capital
				Number of Warrants held	As a % total number of warrants of the same class	Number of convertible securities held	% w.r.t. total number of Convertible securities of the same class	
NOT APPLICABLE								



(i) (d) Statement showing details of Locked - in shares					
Sr.No.	Name of the shareholder	Number of Locked - in Shares	Locked - in Shares as a percentage of Total No. of shares (i.e. Grand Total (A)+(B)+(C) indicated in statement at para I(a) above)	Promoter / Promoter Group / Public	
1	STATE INDUSTRIES PROMOTION CORPORATION OF TAMILNADU LTD	26865567	1.60	Public	
	Total	26865567	1.60		
(ii) (a) Statement showing details of Depository Receipts (DRs)					
Sr.No.	Type of Outstanding DR (ADRs/GDRs/SDRs etc.)	No. of Outstanding	No. of shares underlying	Shares underlying outstanding DRs as a percentage of Total No. of shares (i.e. Grand	Back
NOT APPLICABLE					
(ii) (b) Statement showing Holding of Depository Receipts (DRs), where underlying shares held by 'promoter/ promoter group' are in excess of 1 % of the total number of shares					
Sr.No.	Name of the DR Holder	Type of Outstanding DR (ADRs, GDRs, SDRs, etc.)	No. of shares underlying Outstanding DRs	Shares underlying outstanding DRs as a percentage of Total No. of shares (i.e. Grand Total (A)+(B)+(C) indicated in statement at para I(a) above)	Back
NOT APPLICABLE					



Folio / ID	Name of the shareholder	Shares
17	ALLAHABAD BANK	1700
65	PUNJAB NATIONAL BANK	800
IN30048412622255	AXIS BANK LIMITED	58250
IN30081210490993	UCO BANK	45000
IN30081210491009	THE KARUR VYSYA BANK LTD	100000
IN30081210491050	INDIAN OVERSEAS BANK	484280
IN30081210491156	INDIAN BANK	50000
IN30135630049152	CANARA BANK-NEW DELHI	4200
IN30154914936986	SARVODAYA COMMERCIAL CO- OPERATIVE BANK LIMITED	100
IN30281410699357	KOTAK MAHINDRA BANK LIMITED	39
IN30081210494430	EXPORT CREDIT GUARANTEE CORPORATION OF INDIA LIMITED	476892
IN30134820016807	ICICI BANK LIMITED	37672
	BANKS/FINANCIAL INSTITUTIONS TOTAL	1258933
IN30133021129243	PRESIDENT OF INDIA	1509938640
	CENTRAL GOVERNMENT TOTAL	1509938640
IN30005410010739	BNP PARIBAS ARBITRAGE	1650
IN30005410023614	UTAH STATE RETIREMENT SYSTEMS	9121
IN30005410043667	CITITRUST LIMITED AS TRUSTEE OF AXA IM MPF FUND - AXA IM MPF ASIA PACIFIC (EX-JAPAN) EQUITY FUND	40565
IN30014210579377	AXA INVESTMENT MANAGERS ASIA (SINGAPORE) LTD. A/C AXA ROSENBERG MANAGEMENT IRELAND LIMITED RE AXA ROSENBERG ALL-COUNTRY ASIA PACIFIC EX	38652
IN30014210625068	MORGAN STANLEY MAURITIUS COMPANY LIMITED	4044
IN30016710042304	WELLS FARGO MASTER TRUST DIVERSIFIED STOCK PORTFOLIO	4901
IN30134820020084	ELM PARK FUND LIMITED	5320
IN30152430022422	EMERGING INDIA FOCUS FUNDS	500
IN30152430034817	GOLDMAN SACHS (SINGAPORE) PTE	41149
IN30152430034884	SWISS FINANCE CORPORATION (MAURITIUS) LIMITED	426499
IN30371911033931	BRABANT DIVERSIFIED INDIA FUND	5286
	FOREIGN INSTITUTIONAL INVESTOR TOTAL	577687
IN30012611241787	LIC OF INDIA CHILD FORTUNE PLUS BALANCED FUND	500
IN30012611241922	LIC OF INDIA PROFIT PLUS GROWTH FUND	2121088
IN30012611241939	LIC OF INDIA CHILD FORTUNE PLUS GROWTH FUND	1500
IN30012611241971	LIC OF INDIA FORTUNE PLUS GROWTH FUND	195000
IN30012611241980	LIC OF INDIA PROFIT PLUS BALANCED FUND	15970
IN30012611242013	LIC OF INDIA PROFIT PLUS SECURED FUND	15970
IN30081210000012	LIFE INSURANCE CORPORATION OF INDIA	46646877
IN30081210000029	GENERAL INSURANCE CORPORATION OF INDIA	4358593
IN30081210000502	NATIONAL INSURANCE COMPANY LTD	1018500
IN30081210000543	UNITED INDIA INSURANCE COMPANY LIMITED	2590779
IN30081210000560	THE ORIENTAL INSURANCE COMPANY LIMITED	929305
IN30081210001728	THE NEW INDIA ASSURANCE COMPANY LIMITED	7152585
IN30081210497730	LIC OF INDIA MARKET PLUS GROWTH FUND	2247071
IN30081210497932	LIC OF INDIA MONEY PLUS 1 SECURED FUND	1000
IN30081210497949	LIC OF INDIA MONEY PLUS 1 BALANCED FUND	1270
IN30081210497957	LIC OF INDIA MONEY PLUS 1 GROWTH FUND	3000
IN30081210497981	LIC OF INDIA MARKET PLUS 1 SECURED FUND	128911
IN30081210497990	LIC OF INDIA MARKET PLUS 1 BALANCED FUND	224032
IN30081210498007	LIC OF INDIA MARKET PLUS 1 GROWTH FUND	8064864
IN30081210501340	LIFE INSURANCE CORPORATION OF INDIA P & GS FUND	1650000
	INSURANCE COMPANIES TOTAL	77366815
1201060002296158	BLOOMING REALTY LLP	2933
1203330000539199	BLOOMING STEELCONS LLP	3000
1206960000002774	CLARTE FINANCIAL ADVISORY SERVICES LLP	100
IN30125029104901	JKP MERCANTILES LLP	100
	LIMITED LIABILITY PARTNERSHIP TOTAL	6133

19	S.H.C.I.LIMITED A/C SBIMF	1500
22	BANK OF INDIA A/C BOI MF	2400
57	S.H.C.I.L.A/C.G.I.C. MF	17800
89	PUNJAB N. BANK.P.PLUS91&ELSS92	2200
18981	UTI A/C INDIA FUND UNIT SCH.86	5700
19068	IIT CORP SERVICES LTD A/C GIC	800
19085	LGT ASSET MANAGEMENT A/C GT IN	7000
19145	SOUTHERN INDIA DEPOSITORY PVT LTD	200
IN30012611213087	CANARA ROBECO MUTUAL FUND A/C CANARA ROBECO INFRASTRUCTURE	217422
IN30012611231324	SAHARA STAR VALUE FUND	8000
IN30016710053569	GOLDMAN SACHS CNX 500 FUND	2436
IN30152430025458	SUNDARAM MUTUAL FUND A/C SUNDARAM SELECT THEMATIC FUNDS PSU OPPORTUNITIES	150000
9	UNIT TRUST OF INDIA	10700
	MUTUAL FUND/UTI TOTAL	426158
1201370000083987	SHREE BALKRISHNA SAGATMAL SANWAL PUBLIC CHARITABLE TRUST	100
1203910000047924	SK CHARITABLE TRUST	100
1204090000003843	S ARIHANT DUGHAR BENEFIT TRUST	1
1204310000006182	JAMEAH HUSAINIYAH EDUCATION AND MEDICAL TRUST	2000
1204310000006197	JAMEAH HUSAINIYAH ARABIYAH ISLAMIYAH WAKF	7000
1204310000114019	DINDAR EDUCATION TRUST	1000
IN30002030044359	C.D TRUST	200
IN30011810941875	SMT NIKKO DEVI FAMILY TRUST	100
IN30039412522815	SOURABH K SHAH BENEFIT TRUST	100
IN30048410938053	AKSHI TRUST	300
IN30048410938060	ARCHA TRUST	300
IN30082911499648	ADARSH NAGAR SEVA SAMITI	1000
IN30108022085010	T N E B ACCOUNTS AND EXECUTIVE STAFF UNION	300
IN30115122152490	MOHAMED YUSUF NOORANI	16000
IN30137210161755	BACHHAWAT FOUNDATION	3500
IN30137210161770	BACHHAWAT CHARITABLE TRUST	1000
IN30137210192656	BHIKHAM CHAND PARAKH WELFARE TRUST	5000
IN30151610185456	BALAJEE CHARITABLE TRUST	6700
IN30151610185472	SHANKAR LAL SARAF CHARITABLE TRUST	10500
IN30151610185528	GANAPATHI JANA SEVA BHANDAR	1180
IN30234910020601	K. C. DHARMARTH TRUST	500
	TRUST TOTAL	56881
IN30039415138112	THE TAMILNADU INDUSTRIAL INVESTMENT CORPORATION LIMITED	5970126
IN30059710077296	STATE INDUSTRIES PROMOTION CORPORATION OF TAMILNADU LTD	26865567
IN30059710294316	TAMILNADU URBAN FINANCE & INFRASTRUCTURE DEVELOPMENT CORPORATION LIMITED	5970126
IN30144480012123	TAMILNADU INDUSTRIAL DEVELOPMENT CORPORATION LTD	14925315
IN30309310257415	TAMIL NADU POWER FINANCE AND INFRASTRUCTURE DEVELOPMENT CORPORATION LTD.	5970126
	FINANCIAL INSTITUTION-STATE GOVERNMENT TOTAL	59701260
	GRAND TOTAL	1649332507

