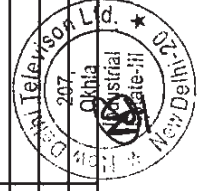


(1)(a) STATEMENT SHOWING SHAREHOLDING PATTERN IN CLAUSE-35


NAME OF THE COMPANY: NEW DELHI TELEVISION LIMITED		Name of the Scrip: NDTV
SCRIP CODE:	532529	
Class of Security:	EQUITY	
QUARTER ENDED:	31/03/2015	
Partly paid-up shares	No. of partly paid-up shares	As a % of total no. of shares of the Company.
Held by promoter/promoter group	0	0
Held by Public	0	0
Total:	0	0
Outstanding convertible securities:	No. of outstanding securities	As a % of total no. of shares of the Company assuming full conversion of the convertible securities
Held by promoter/promoter group	0	0
Held by Public	0	0
Total:	0	0
Warrants:	No. of warrants	As a % of total no. of shares of the Company, assuming full conversion of warrants
Held by promoter/promoter group	0	0
Held by Public	0	0
Total:	0	0
Total paid-up capital of the Company, assuming full conversion of warrants and convertible securities	64471267	0
		100.00



CATEGORY CODE	CATEGORY OF SHAREHOLDER	NO OF SHAREHOLDERS (iii)	TOTAL NUMBER OF SHARES (iv)	NO OF SHARES HELD IN DEMATERIALIZED FORM (v)	TOTAL SHAREHOLDING AS A % OF TOTAL NO OF SHARES			SHARES PLEDGE OR OTHERWISE ENCUMBERED
					AS a PERCENTAGE of (A+B) (vi)	As a PERCENTAGE of (A+B+C) (vii)	NUMBER OF SHARES (viii)	
(i)	(ii)	(iii)	(iv)	(v)	(vi)	(vii)	(viii)	(ix)=[viii]/(iv)*100
(A)	PROMOTER AND PROMOTER GROUP							
(1)	INDIAN							
(a)	Individual /HUF	2	20801240	20801240	32.26	32.26	0	0.00
(b)	Central Government/State Government(s)	0	0	0	0.00	0.00	0	0.00
(c)	Bodies Corporate	1	18813928	18813928	29.18	29.18	0	0.00
(d)	Financial Institutions / Banks	0	0	0	0.00	0.00	0	0.00
(e)	Others	0	0	0	0.00	0.00	0	0.00
	Sub-Total A(1) :	3	39615168	39615168	61.45	61.45	0	0.00
(2)	FOREIGN							
(a)	Individuals (NRIs/Foreign Individuals)	0	0	0	0.00	0.00	0	0.00
(b)	Bodies Corporate	0	0	0	0.00	0.00	0	0.00
(c)	Institutions	0	0	0	0.00	0.00	0	0.00
(d)	Qualified Foreign Investor	0	0	0	0.00	0.00	0	0.00
(e)	Others	0	0	0	0.00	0.00	0	0.00
	Sub-Total A(2) :	0	0	0	0.00	0.00	0	0.00
	Total A=A(1)+A(2)	3	39615168	39615168	61.45	61.45	0	0.00
(B)	PUBLIC SHAREHOLDING							
(1)	INSTITUTIONS							
(a)	Mutual Funds /UTI	2	100372	100372	0.16	0.16	0	0.00
(b)	Financial Institutions /Banks	2	16408	16408	0.03	0.03	0	0.00
(c)	Central Government / State Government(s)	0	0	0	0.00	0.00	0	0.00
(d)	Venture Capital Funds	0	0	0	0.00	0.00	0	0.00
(e)	Insurance Companies	0	0	0	0.00	0.00	0	0.00
(f)	Foreign Institutional Investors	5	4289576	4289576	6.65	6.65	0	0.00
(g)	Foreign Venture Capital Investors	0	0	0	0.00	0.00	0	0.00
(h)	Qualified Foreign Investor	0	0	0	0.00	0.00	0	0.00
(i)	Others	0	0	0	0.00	0.00	0	0.00
	Sub-Total B(1) :	9	4406356	4406356	6.83	6.83	0	0.00
(2)	NON-INSTITUTIONS							
(a)	Bodies Corporate	537	11668991	11668991	18.10	18.10	0	0.00
(b)	Individuals							



CATEGORY CODE	CATEGORY OF SHAREHOLDER	NO OF SHAREHOLDERS (III)	TOTAL NUMBER OF SHARES (IV)	NO OF SHARES HELD IN DEMATERIALIZED FORM (V)	TOTAL SHAREHOLDING AS A % OF TOTAL NO OF SHARES			SHARES PLEDGE OR OTHERWISE ENCUMBERED
					AS a PERCENTAGE of (A+B) (VI)	As a PERCENTAGE of (A+B+C) (VII)	NUMBER OF SHARES (VIII)	
(i)	(ii)							(IX)=[VIII]/(IV)*100
	(i) Individuals holding nominal share capital upto Rs.1 lakh	39378	5698781	5664928	8.84	8.84		
	(ii) Individuals holding nominal share capital in excess of Rs.1 lakh	27	2655151	2655151	4.12	4.12		
(c)	Others							
	CLEARING MEMBERS	98	199114	199114	0.31	0.31		
	NON RESIDENT INDIANS	206	216706	216706	0.34	0.34		
	TRUSTS	2	11000	11000	0.02	0.02		
(d)	Qualified Foreign Investor	0	0	0	0.00	0.00		
	Sub-Total B(2) :	40248	20449743	20415890	31.72	31.72		
	Total B=B(1)+B(2) :	40257	24856099	24822246	38.55	38.55		
	Total (A+B) :	40260	64471267	64437414	100.00	100.00		
(C)	Shares held by custodians, against which Depository Receipts have been issued							
(1)	Promoter and Promoter Group							
(2)	Public	0	0	0	0.00	0.00		
	GRAND TOTAL (A+B+C) :	40260	64471267	64437414	100.00	0.00	0	0.00



Statement showing holding of securities (including shares, warrants, convertible securities) of persons belonging to the category "Promoter and Promoter Group"										
Sr.No	Name of the Shareholder	Details of Shares held		Encumbered shares (**)		Details of Warrants		Details of convertible securities		Total Shares (including underlying shares assuming full conversion of warrants and convertible securities) as a % of diluted share capital
		No. of Shares held (III)	As a % of grand total (A)+(B)+(C) (IV)	Pledge Shares (V)	AS a percentage (VI)=(V)/(III)*100 (VII)	AS a % of grand total (A) + (B) + (C) of sub-clause (I)(a) (VIII)	Number of warrants held (IX)	As a % total number of warrants of the same class (X)	Number of convertible securities held (XI)	
1	RRPR HOLDING PRIVATE LIMITED	18813928	29.18	0	0.00	0	0.00	0	0.00	29.18
2	RADHIKA ROY	10524249	16.32	0	0.00	0	0.00	0	0.00	16.32
3	PRANINROY ROY	10276991	15.94	0	0.00	0	0.00	0	0.00	15.94
	TOTAL :	39615168	61.45	0	0.00	0	0.00	0	0.00	61.45



Statement showing holding of securities (including shares, warrants, convertible securities) of persons belonging to the category "Public" and holding more than 1% of the total number of shares								
Sr.No.	Name of the shareholder	Number of shares held	Shares as a percentage of total number of shares (i.e., Grant total (A)+(B)+(C) indicated in Statement at para (i)(a) above)	Details of warrants		Details of convertible securities		Total shares (including underlying shares assuming full conversion of warrants and convertible securities) as a % of diluted share capital)
				Number of warrants held	As a % total number of warrants of the same class	Number of convertible securities held	% w.r.t total number of convertible securities of the same class	
1	OSWAL GREENTECH LIMITED	9136894	14.17	0	0.00	0	0.00	14.17
2	BNP PARIBAS ARBITRAGE	2961500	4.59	0	0.00	0	0.00	4.59
3	JUPITER CAPITAL PRIVATE LIMITED	1188058	1.84	0	0.00	0	0.00	1.84
4	TARRA FUND	858573	1.33	0	0.00	0	0.00	1.33
	TOTAL :	14145025	21.94	0	0.00	0	0.00	21.94



Statement showing holding of securities (including shares, warrants, convertible securities) of persons (together with PAC) belonging to the category "Public" and holding more than 5% of the total number of shares of the company							
Sr. No.	Name(s) of the shareholder(s) and the Persons Acting in Concert (PAC) with them	Number of shares held	Shares as a percentage of total number of shares (i.e., Grant total (A)-(B)-(C) indicated in Statement at para (I)(a) above)	Details of warrants		Total shares (including underlying shares assuming full conversion of warrants and convertible securities) as a % of diluted share capital)	
				Number of warrants held	As a % total number of warrants of the same class		Number of convertible securities held
1	OSWAL GREENTECH LIMITED	9136894	14.17	0	0.00	0	14.17
TOTAL :		9136894	14.17	0	0.00	0	14.17



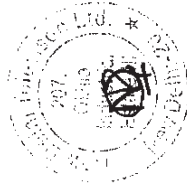
STATEMENT SHOWING DETAILS OF LOCKED-IN SHARES"			
(i)(d)			
Sr.No.	Name of the shareholder	Number of locked-in shares	Locked-in shares as a (%) percentage of total number of shares (i.e, Grand Total (A)+(B)+(C) Indicated in Statement at para (i)(a) above)
		0	0
TOTAL :		0	0



STATEMENT SHOWING DETAILS OF DEPOSITORY RECEIPTS (DRS)				
(II)(a)				
Sr.No.	Type of outstanding DR (ADRs,GDRs,SDRs,etc.)	Number of outstanding DRs	Number of shares underlying outstanding DRs	Shares underlying outstanding DRs as a percentage of total number of shares {i.e., Grand Total (A)+(B)+(C) indicated in Statement at Para(I)(a) above}
		0	0	0
	TOTAL :	0	0	0



Statement showing Holding of Depository Receipts (DRs), where underlying shares held by "Promoter/Promoter group" are in excess of 1% of the total number shares.				
(ii)(b)				
Sr.No.	Name of the DR Holder	Type of outstanding DR (ADRs, GDRs, SDRs, etc.)	Number of shares underlying outstanding DRs	Shares underlying outstanding DRs as a percentage of total number of shares (i.e., Grand Total (A)+(B)+(C) Indicated in Statement at para(i)(a) above}
TOTAL :			0	0



(III)(a) STATEMENT SHOWING THE VOTING PATTERN OF SHAREHOLDERS, IF MORE THAN ONE CLASS OF SHARES/SECURITIES IS ISSUED BY THE ISSUER

CATEGORY CODE	CATEGORY OF SHAREHOLDERS	NUMBER OF VOTING RIGHTS HELD IN EACH CLASS OF SECURITIES			TOTAL VOTING RIGHTS (II+III+IV+V)	TOTAL VOTING RIGHTS I.E(VI)	
		CLASS X (III)	CLASS Y (IV)	CLASS Z (V)		AS A PERCENTAGE OF (A+B)	AS A PERCENTAGE OF (A+B+C)
(I)	(II)				(VI)	(VII)	(VIII)
(A)	PROMOTER AND PROMOTER GROUP						
(1)	INDIAN						
(a)	Individuals /Hindu Undivided Family						
(b)	Central Government/State Government(s)						
(c)	Bodies Corporate						
(d)	Financial Institutions / Banks						
(e)	Any Other (Specify)						
	Sub-Total (A) (1) :						
(2)	FOREIGN						
(a)	Individuals (Non Resident Individuals/Foreign Individuals)						
(b)	Bodies Corporate						
(c)	Institutions						
(d)	Any Other (Specify)						
	Sub-Total (A)(2) :						
	Total Share Holding of Promoter and Promoter Group (A)=(1)+(A)(2)						
(B)	PUBLIC SHAREHOLDING						
(1)	INSTITUTIONS						
(a)	Mutual Funds /UTI						
(b)	Financial Institutions /Banks						
(c)	Central Government / State Government(s)						
(d)	Venture Capital Funds						
(e)	Insurance Companies						
(f)	Foreign Institutional Investors						
(g)	Foreign Venture Capital Investors						
(h)	Any Other (Specify)						
	Sub-Total (B) (1) :						
	Sub-Total (B) (2) :						
	Total Share Holding of Public Shareholders (B)=(1)+(B)(2)						
	Total Shareholding of All Shareholders (C)=(A)+(B)						

NOT APPLICABLE

