



Introductory sub-table (I)(a)

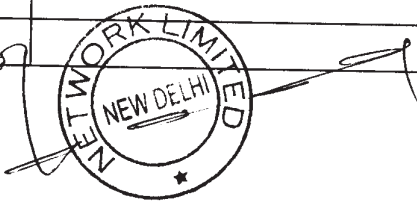
Name of the Company: NETWORK LIMITED			
Scrip Code, Name of the scrip, class of security: 523558, NETWORK, EQUITY SHARES			
Quarter ended: 30.09.2014			
Partly paid-up shares:-	No. of partly paid-up shares	As a % of total no. of partly paid-up shares	As a % of total no. of shares of the company
Held by promoter/promoter group	0	0	0
Held by public	0	0	0
Total - D	0	0	0
Outstanding convertible securities:-	No. of outstanding securities	As a % of total no. of outstanding convertible securities	As a % of total no. of shares of the company, assuming full conversion of the convertible securities
Held by promoter/promoter group	0	0	0
Held by public	0	0	0
Total - E	0	0	0
Warrants:-	No. of warrants	As a % of total no. of warrants	As a % of total no. of shares of the company, assuming full conversion of warrants
Held by promoter/promoter group	0	0	0
Held by public	0	0	0
Total - F	0	0	0
Total paid-up capital of the company, assuming full conversion of warrants and convertible securities (Grand Total (A+B+C)+ (D+E+F)		49,148,498	100
 <p>For NETWORK LIMITED</p> <p>ASHOK SAWHNEY DIRECTOR</p>			

Statement Showing Shareholding Pattern

Category code	Category of Shareholder	Number of Shareholders	Table (I)(a)		Total shareholding as a percentage of total number of shares		Shares Pledged or otherwise encumbered	
			Total number of shares	Number of shares held in dematerialized form	As a percentage of (A+B) ¹	As a percentage of (A+B+C)	Number of shares	As a percentage
			(IV)	(V)	(VI)	(VII)	(VIII)	(IX)= (VIII)/(IV)*100
(I)	(II)	(III)	(IV)	(V)	(VI)	(VII)	(VIII)	(IX)= (VIII)/(IV)*100
(A)	Shareholding of Promoter and Promoter Group²							
1	Indian							
(a)	Individuals/ Hindu Undivided Family	15	25034506	23919783	50.94	50.94	0.00	0.00
(b)	Central Government/ State Government(s)							
(c)	Bodies Corporate	1	4717400	4717400	9.60	9.60	0.00	0.00
(d)	Financial Institutions/ Banks							
(e)	Any Others(Specify)							
(e-i)								
(e-ii)								
	Sub Total(A)1	16	29751906	28637183	60.53	60.53	0.00	0.00
2	Foreign							
a	Individuals (Non-Residents Individuals/ Foreign Individuals)							
b	Bodies Corporate							
c	Institutions							
d	Any Others(Specify)							
d-i								
d-ii								
	Sub Total(A)2	0	0	0	0.00	0.00	0.00	0.00
	Total Shareholding of Promoter and Promoter Group (A)= (A)1+(A)2	16	29751906	28637183	60.53	60.53	0.00	0.00
(B)	Public shareholding							
1	Institutions							
(a)	Mutual Funds/ UTI	2	800	0	0.00	0.00	N.A	N.A
(b)	Financial Institutions / Banks							
(c)	Central Government/ State Government(s)							
(d)	Venture Capital Funds							
(e)	Insurance Companies							
(f)	Foreign Institutional Investors	3	7500	0	0.02	0.02	N.A	N.A
(g)	Foreign Venture Capital Investors							
(h)	Any Other (specify)							
(h-i)								
(h-ii)								
	Sub-Total (B)1	5	8300	0	0.02	0.02	N.A	N.A
B 2	Non-institutions							
(a)	Bodies Corporate	142	14715586	14698886	29.94	29.94	N.A	N.A
(b)	Individuals				0.00	0.00		
I	Individuals - i. Individual shareholders holding nominal share capital up to Rs 1 lakh	6860	1669865	1141792	3.40	3.40	N.A	N.A
II	ii. Individual shareholders holding nominal share capital in excess of Rs. 1 lakh.	32	2987446	2987446	6.08	6.08	N.A	N.A
(c)	Any Other (specify)				0.00	0.00		
(c-i)	Non-Resident Indian	8	15395	15395	0.03	0.03	N.A	N.A
(c-ii)					0.00	0.00		
	Sub-Total (B)2	7042	19388292	18843519	39.45	39.45	N.A	N.A
(B)	Total Public Shareholding (B)= (B)1+(B)2	7047	19396592	18843519	39.47	39.47	N.A	N.A
	TOTAL (A)+(B)	7063	49148498	47480702	100.00	100.00	N.A	N.A
(C)	Shares held by Custodians and against which Depository Receipts have been issued							
1	Promoter and Promoter Group							
2	Public							
	Sub-Total (C)	0	0	0		0	0	
	GRAND TOTAL (A)+(B)+(C)	7063	49148498	47480702	100.00	100.00	0	0.00

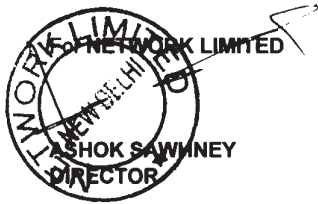


Sr.No	Notes
1	United Manufacturing Co. (Delhi) Pvt Ltd has been amalgamated with Kaizen Lifestyle Products Pvt Ltd pursuant to scheme of amalgamation sanctioned by Hon'ble Court of Delhi at New Delhi vide order dated July 23, 2013.
2	The sum of NRI/ OCB/ FIIs holdings is 15395 nos. of equity shares (0.031%).
3	
4	
5	
6	
7	
8	
9	




(I)(b) Statement showing holding of securities (including shares, warrants, convertible securities) of persons belonging to the category "Promoter and Promoter Group"

Sr. No.	Name of the shareholder	Details of Shares held		Encumbered shares (*)			Details of warrants		Details of convertible securities		Total shares (including underlying shares assuming full conversion of warrants and convertible securities) as a % of diluted share capital
		Number of shares held	As a % of grand total (A)+(B)+(C)	No.	As a percentage	As a % of grand total (A)+(B)+(C) of sub-clause (I)(a)	Number of warrants held	As a % total number of warrants of the same	Number of convertible securities held	As a % total number of convertible securities of the same class	
(i)	(ii)	(iii)	(iv)	(v)	(vi)=(v)/(iii)*100	(vii)	(viii)	(ix)	(x)	(xi)	(xii)
1	Mr. Gian Vijeshwar	3687400	7.50%		0	0	0	0	0	0	0
2	Mrs. Kusum Vijeshwar	3687400	7.50%		0	0	0	0	0	0	0
3	Mr. Monny Vijeshwar	3666800	7.46%		0	0	0	0	0	0	0
4	Mr. Robin Vijeshwar	4058200	8.26%		0	0	0	0	0	0	0
5	Mr. Gian Vijeshwar & Mr. Monny Vijeshwar	319712	0.65%		0	0	0	0	0	0	0
6	Mrs. Kusum Vijeshwar & Mr. Robin Vijeshwar	257088	0.52%		0	0	0	0	0	0	0
7	Mr. Pankaj Shrimali	2678000	5.45%		0	0	0	0	0	0	0
8	Mrs. Madhuri Shrimali	3337200	6.79%		0	0	0	0	0	0	0
9	Mr. Pankaj Shrimali & Mrs. Madhuri Shrimali	2224800	4.53%		0	0	0	0	0	0	0
10	Mr. Vinod Suneja	370800	0.75%		0	0	0	0	0	0	0
11	Mr. Naveen Suneja	370800	0.75%		0	0	0	0	0	0	0
12	Mr. Hitesh Suneja	370800	0.75%		0	0	0	0	0	0	0
13	Mr. Jamal Ahmed	2323	0.01%		0	0	0	0	0	0	0
14	Mr. Praful Kumar	1007	0.00%								
15	Mr. Vijay Kumar Sharma	2176	0.00%		0	0	0	0	0	0	0
16	Appu Ghar Entertainment Pvt. Ltd	4717400	9.60%		0	0	0	0	0	0	0
	TOTAL	29751906	60.54%		0	0	0	0	0	0	0




(1)(c)(i) Statement showing holding of securities (including shares, warrants, convertible securities) of persons belonging to the category "Public" and holding more than 1% of the total number of shares								
Sr. No.	Name of the shareholder	Number of shares held	Shares as a percentage of total number of shares (i.e., Grand Total (A)+(B)+(C) indicated in Statement at para (1)(a) above)	Details of warrants		Details of convertible securities		Total shares (including underlying shares assuming full conversion of warrants and convertible securities) as a % of diluted share capital
				Number of warrants held	As a % total number of warrants of the same class	Number of convertible securities held	% w.r.t total number of convertible securities of the same class	
1	AAS Electronics Products Pvt Ltd	4243600	8.63	0	0	0	0	8.63
2	Paliwal Infrastructure Pvt. Ltd.	1100000	2.24	0	0	0	0	2.24
3	Paliwal Overseas Pvt. Ltd.	834000	1.70	0	0	0	0	1.70
4	Kaizen Lifestyle Products Pvt Ltd	4116174	8.37	0	0	0	0	8.37
5	San Share Shoppe Pvt. Ltd.	3709000	7.55	0	0	0	0	7.55
6	Ashok Sawhney	2040000	4.15	0	0	0	0	4.15
TOTAL		16042774	32.64	0	0	0	0	32.64



For NETWORK LIMITED
ASHOK SAWHNEY
DIRECTOR



(I)(c)(ii) Statement showing holding of securities (including shares, warrants, convertible securities) of persons (together with PAC) belonging to the category "Public" and holding more than 5% of the total number of shares of the company

Sr. No.	Name(s) of the shareholder(s) and the Persons Acting in Concert (PAC) with them	Number of shares	Shares as a percentage of total number of shares (i.e., Grand Total (A)+(B)+(C) indicated in Statement at para (I)(a) above)	Details of warrants		Details of convertible securities		Total shares (including underlying shares assuming full conversion of warrants and convertible securities) as a % of diluted share capital
				Number of warrants	As a % total number of warrants of the same class	Number of convertible securities held	% w.r.t total number of convertible securities of the same class	
1	AAS Electronics Products Pvt Ltd	4243600	8.63	0	0	0	0	0
2	Kaizen Lifestyle Products Pvt Ltd	4116174	8.37	0	0	0	0	0
3	San Share Shoppe Pvt. Ltd.	3709000	7.55	0	0	0	0	0
TOTAL		12068774	24.55					




(I)(d) Statement showing details of locked-in shares

Sr. No.	Name of the shareholder	Number of locked-in shares	Locked-in shares as a percentage of total number of shares {i.e., Grand Total (A)+(B)+(C) indicated in Statement at para (I)(a) above}

For NETWORK LIMITED


ASHOK SAWHNEY
DIRECTOR*

(II)(a) Statement showing details of Depository Receipts (DRs)

Sr. No.	Type of outstanding DR (ADRs, GDRs, SDRs, etc.)	Number of outstanding DRs	Number of shares underlying outstanding DRs	Shares underlying outstanding DRs as a percentage of total number of shares (i.e., Grand Total (A)+(B)+(C) indicated in Statement at para (I)(a) above)
1				0.00
2				0.00
3				0.00
4				0.00
5				0.00
6				0.00
7				0.00
8				0.00
9				0.00
TOTAL		0	0	0.00



(II)(b) Statement showing holding of Depository Receipts (DRs), where underlying shares held by "promoter/promoter group" are in excess of 1% of the total number of shares

Sr. No.	Name of the DR Holder	Type of outstanding DR (ADRs, GDRs, SDRs, etc.)	Number of shares underlying outstanding DRs	Shares underlying outstanding DRs as a percentage of total number of shares (i.e., Grand Total (A)+(B)+(C) indicated in Statement at para (I)(a) above)
1				0.00
2				0.00
3				0.00
4				0.00
5				0.00
6				0.00
7				0.00
8				0.00
9				0.00
TOTAL			0	0.00

