


CLAUSE 35
 Introductory sub-table (D)(a)
 NAME OF THE COMPANY : NATIONAL PLASTIC TECHNOLOGIES LIMITED
 SCRIPT CODE :
 SHAREHOLDING PATTERN AS ON : 30-JAN-2014
 , CLASS OF SECURITY : EQUITY

| Partly paid-up shares:- | No. of partly paid-up shares | As a % of total no. of shares | As a % of total no. of shares of the company |
|---------------------------------|------------------------------|-------------------------------|--|
| Held by promoter/promoter group | | | |
| Held by public | | | |
| Total - D | | | |

| Outstanding convertible securities:- | No. of outstanding securities | As a % of total no. of outstanding convertible securities | As a % of total no. of shares of the company, assuming full conversion of the convertible securities |
|--------------------------------------|-------------------------------|---|--|
| Held by promoter/promoter group | | | |
| Held by public | | | |
| Total - E | | | |

| Warrants:- | No. of warrants | As a % of total no. of warrants | As a % of total no. of shares of the company assuming full conversion of warrants |
|---|-----------------|---------------------------------|---|
| Held by promoter/promoter group | | | |
| Held by public | | | |
| Total - F | 6078330 | | |
| Total paid-up capital of the company, assuming full conversion of warrants and convertible securities | | | |




CLAUSE 35
Introductory sub-table (I)(a)

NAME OF THE COMPANY : NATIONAL PLASTIC TECHNOLOGIES LIMITED , CLASS OF SECURITY : EQUITY
 SCRIP CODE :
 QUARTER ENDED :
 SHAREHOLDING PATTERN AS ON : 30-Jun-2014

STATEMENT SHOWING SHAREHOLDING PATTERN
 TABLE (I)(a)

| STATE CODE | CATEGORY OF SHARE HOLDER | NO. OF HOLDERS | TOTAL NO. OF SHARES | SHARES IN DEMAT | AS A % OF (A+B) (VI) | AS A % OF (A+B+C) (VII) | AS A % Number of shares (VIII) | TOTAL SHAREHOLDING AS A PERCENTAGE OF TOTAL NUMBER OF SHARES | SHARES PLEDGED OR OTHERWISE ENCUMBERED | As a Percentage (IX)= (VIII)/(IV)*100 |
|---------------|--|-------------------|---------------------------|--------------------|----------------------------|-------------------------------|---|--|---|---|
| (I) | (II) | (III) | (IV) | (V) | (VI) | (VII) | (VIII) | (IX) | (X) | (XI) |
| A. | SHAREHOLDING OF PROMOTER AND PROMOTER GROUP | | | | | | | | | |
| 1. | INDIAN | | | | | | | | | |
| a. | INDIVIDUALS/HINDU UNDIVIDED FAMILY | 5 | 2525696 | 2525696 | 41.5524 | 41.5524 | 0 | 0.0000 | 0 | 0.0000 |
| b. | CENTRAL GOVERNMENT/ STATE GOVERNMENT(S) | 0 | 0 | 0 | 0.0000 | 0.0000 | 0 | 0.0000 | 0 | 0.0000 |
| c. | BODIES CORPORATE | 1 | 600000 | 600000 | 9.8711 | 9.8711 | 0 | 0.0000 | 0 | 0.0000 |
| d. | FINANCIAL INSTITUTIONS/ BANKS | 0 | 0 | 0 | 0.0000 | 0.0000 | 0 | 0.0000 | 0 | 0.0000 |
| e. | ANY OTHER | | | | | | | | | |
| | SUB - TOTAL (A)(1) | 6 | 3125696 | 3125696 | 51.4235 | 51.4235 | 0 | 0.0000 | 0 | 0.0000 |
| 2. | FOREIGN | | | | | | | | | |
| a. | INDIVIDUALS (NON- RESIDENT INDIVIDUALS/ FOREIGN INDIVIDUALS) | 0 | 0 | 0 | 0.0000 | 0.0000 | 0 | 0.0000 | 0 | 0.0000 |
| b. | BODIES CORPORATE | 0 | 0 | 0 | 0.0000 | 0.0000 | 0 | 0.0000 | 0 | 0.0000 |
| c. | INSTITUTIONS | 0 | 0 | 0 | 0.0000 | 0.0000 | 0 | 0.0000 | 0 | 0.0000 |
| d. | QUALIFIED FOREIGN INVESTOR | 0 | 0 | 0 | 0.0000 | 0.0000 | 0 | 0.0000 | 0 | 0.0000 |
| e. | ANY OTHER | | | | | | | | | |
| | SUB - TOTAL (A)(2) | 0 | 0 | 0 | 0.0000 | 0.0000 | 0 | 0.0000 | 0 | 0.0000 |
| | TOTAL SHARE HOLDING OF PROMOTER AND PROMOTER GROUP (A) = (A)(1)+(A)(2) | 6 | 3125696 | 3125696 | 51.4235 | 51.4235 | 0 | 0.0000 | 0 | 0.0000 |




CLAUSE 35
Introductory sub-table (I)(a)

NAME OF THE COMPANY : NATIONAL PLASTIC TECHNOLOGIES LIMITED
 SCRIP CODE :
 QUARTER ENDED :
 SHAREHOLDING PATTERN AS ON : 30-Jun-2014
 CLASS OF SECURITY : EQUITY

STATEMENT SHOWING SHAREHOLDING PATTERN
 TABLE (I)(a)

| DATE CATEGORY OF FOR SHARE HOLDER | NO. OF HOLDERS | TOTAL NO. OF SHARES | SHARES IN DEMAT | TOTAL SHAREHOLDING AS APPERCEIVED AS A % OF TOTAL NUMBER OF SHARES | SHARES PLEDGED OR OTHERWISE ENCUMBERED | As a Number of Shares (VII) | As a Percentage (IX)= (VII)/(IV)*100 |
|---|-------------------|---------------------------|--------------------|--|---|--------------------------------------|--|
| (I) | (II) | (III) | (IV) | AS A % OF (A+B) (VI) | AS A % OF (A+B+C) (VII) | | |
| B. PUBLIC SHAREHOLDING | | | | | | | |
| 1. INSTITUTIONS | | | | | | | |
| a. MUTUAL FUNDS/UTI | 0 | 0 | 0 | 0.0000 | 0.0000 | NA | NA |
| b. FINANCIAL INSTITUTIONS/ BANKS | 0 | 0 | 0 | 0.0000 | 0.0000 | NA | NA |
| c. CENTRAL GOVERNMENT/ STATE GOVERNMENT(S) | 0 | 0 | 0 | 0.0000 | 0.0000 | NA | NA |
| d. VENTURE CAPITAL FUNDS | 0 | 0 | 0 | 0.0000 | 0.0000 | NA | NA |
| e. INSURANCE COMPANIES | 0 | 0 | 0 | 0.0000 | 0.0000 | NA | NA |
| f. FOREIGN INSTITUTIONAL INVESTORS | 0 | 0 | 0 | 0.0000 | 0.0000 | NA | NA |
| g. FOREIGN VENTURE CAPITAL INVESTORS | 0 | 0 | 0 | 0.0000 | 0.0000 | NA | NA |
| h. QUALIFIED FOREIGN INVESTOR | 0 | 0 | 0 | 0.0000 | 0.0000 | NA | NA |
| i. ANY OTHER | | | | | | | |
| SUB - TOTAL (B)(1) | 0 | 0 | 0 | 0.0000 | 0.0000 | NA | NA |




[Handwritten signature]

CLAUSE 35
Introductory sub-table (I)(a)

NAME OF THE COMPANY : NATIONAL PLASTIC TECHNOLOGIES LIMITED , CLASS OF SECURITY : EQUITY
 SCRIPT CODE :
 QUARTER ENDED :
 SHAREHOLDING PATTERN AS ON : 30-Jun-2014

STATEMENT SHOWING SHAREHOLDING PATTERN
 TABLE (I)(a)

| BORY CODE | CATEGORY OF SHARE HOLDER | NO. OF HOLDERS | TOTAL NO. OF SHARES | TOTAL SHARES IN DEMAT | TOTAL SHAREHOLDING AS A PERCENTAGE OF TOTAL NUMBER OF SHARES | | Number of shares (VII) | As a percentage (IX) = (VII)/(VI)*100 |
|--|---|---------------------|----------------------------------|----------------------------------|--|--------------------------------------|------------------------|---------------------------------------|
| | | | | | AS A % OF (VI) | AS A % OF (A+B+C) (VII) | | |
| 2. NON-INSTITUTIONS | | | | | | | | |
| a. | BODIES CORPORATE | 50 | 317529 | 267629 | 5.2239 | 5.2239 | NA | NA |
| b. | INDIVIDUALS - SHAREHOLDERS I INDIVIDUAL SHAREHOLDERS HOLDING NOMINAL SHARE CAPITAL UPTO RS. 1 LAKH II INDIVIDUAL SHAREHOLDERS HOLDING NOMINAL SHARE CAPITAL IN EXCESS OF RS. 1 LAKH | 2676 | 1242466 | 791290 | 20.4409 | 20.4409 | NA | NA |
| c. | QUALIFIED FOREIGN INVESTOR | 0 | 0 | 0 | 0.0000 | 0.0000 | NA | NA |
| d. | ANY OTHER CLEARING MEMBERS HINDU UNDIVIDED FAMILIES NON RESIDENT INDIANS | 3 48 11 62 | 430 51736 304374 355942 | 430 51736 304374 355942 | 0.0070 0.8813 5.8584 6.7048 | 0.0070 0.8813 5.8584 6.7048 | NA NA NA NA | NA NA NA NA |
| SUB - TOTAL (B)(2) | | 2821 | 2952634 | 2330158 | 48.5764 | 48.5764 | NA | NA |
| TOTAL PUBLIC SHAREHOLDING (B) = (B)(1)+(B)(2) | | 2821 | 2952634 | 2330158 | 48.5764 | 48.5764 | NA | NA |
| TOTAL (A)+(B) | | 2827 | 6078330 | 5455854 | 100.0000 | 100.0000 | 0 | 0.0000 |
| C. SHARES HELD BY CUSTODIANS AND AGAINST WHICH DEPOSITORY RECEIPTS HAVE BEEN ISSUED | | | | | | | | |
| | Promoter and Promoter Group Public | 0 | 0 | 0 | 0.0000 | 0.0000 | NA | NA |
| TOTAL CUSTODIAN (C) | | 0 | 0 | 0 | 0.0000 | 0.0000 | NA | NA |
| GRAND TOTAL (A)+(B)+(C) | | 2827 | 6078330 | 5455854 | 100.0000 | 100.0000 | 0 | 0.0000 |



NATIONAL PLASTIC TECHNOLOGIES LIMITED

(1)(b) Statement showing holding of securities (including shares, warrants, convertible securities) of persons belonging to the category "Promoter and Promoter Group" - 30-Jun-2014


| Sr. No | Name of the shareholder | Details of Shares held | | | Encumbered shares (*) | | | Details of warrants | | Details of convertible securities | | Total shares (including convertible securities) assuming full conversion of warrants and convertible securities as a % of diluted share capital (XII) |
|--------|--------------------------------|--------------------------|--|------------------------|--|--|--------------------------------|--|---|--|---------|---|
| | | No. of Shares held (III) | As a % of grand total (A)+(B)+(C) (IV) | Eq. of Shares held (V) | As a percentage (VI) = (V)/I (III)*100 | As a % of grand total (A)+(B)+(C) of sub-clause (I)(a) (VII) | Number of warrants held (VIII) | As a % total number of warrants of the same class (IX) | Number of convertible securities held (X) | As a % total number of convertible securities of the same class (XI) | | |
| 1 | NATIONAL POLYPLAST (INDIA) LTD | 600000 | 9.8711 | 0 | 0.0000 | 0.0000 | 0 | 0.0000 | 0 | 0.0000 | 9.8711 | |
| 2 | PAJOK PARAKH | 452120 | 7.4382 | 0 | 0.0000 | 0.0000 | 0 | 0.0000 | 0 | 0.0000 | 7.4382 | |
| 3 | MANJU PARAKH | 334260 | 5.4992 | 0 | 0.0000 | 0.0000 | 0 | 0.0000 | 0 | 0.0000 | 5.4992 | |
| 4 | ARTHANT PARAKH | 406251 | 6.6835 | 0 | 0.0000 | 0.0000 | 0 | 0.0000 | 0 | 0.0000 | 6.6835 | |
| 5 | SUDERSHAN PARAKH | 1288355 | 21.1958 | 0 | 0.0000 | 0.0000 | 0 | 0.0000 | 0 | 0.0000 | 21.1958 | |
| 6 | BADHRAJ PARAKH | 44710 | 0.7355 | 0 | 0.0000 | 0.0000 | 0 | 0.0000 | 0 | 0.0000 | 0.7355 | |
| | TOTAL | 3125696 | 51.4235 | 0 | 0.0000 | 0.0000 | 0 | 0.0000 | 0 | 0.0000 | 51.4235 | |



NATIONAL PLASTIC TECHNOLOGIES LIMITED

(I)(c)(i) Statement showing holding of securities (including shares, warrants, convertible securities) of persons belonging to the category "public" and holding more than 1% of the total number of shares - 30-Jun-2014

| Sr.No | Name of the shareholder | No. of Shares held | Shares as a percentage of total number of shares | Details of warrants | | Details of convertible securities | | Total shares (including underlying securities) |
|-------|----------------------------------|--------------------|--|---------------------|--------------------------|-----------------------------------|--|--|
| | | | | Warrants held | Total number of warrants | Convertible securities held | Total number of convertible securities | |
| 1 | IRAVIKANT CHOMBHARI | 96471 | 1.5871 | 0 | 0.0000 | 0 | 0.0000 | 1.5871 |
| 2 | IVIND VRAJLAL BISHI | 70444 | 1.1622 | 0 | 0.0000 | 0 | 0.0000 | 1.1622 |
| 3 | ARAKI INVESTMENTS & HOLDINGS LTD | 300000 | 4.9355 | 0 | 0.0000 | 0 | 0.0000 | 4.9355 |
| 4 | DEEPIKINDER SINGH POORIAN | 197162 | 3.2436 | 0 | 0.0000 | 0 | 0.0000 | 3.2436 |
| | TOTAL | 664277 | 10.9236 | 0 | 0.0000 | 0 | 0.0000 | 10.9236 |



NATIONAL PLASTIC TECHNOLOGIES LIMITED
 (II)(a) STATEMENT SHOWING DETAILS OF DEPOSITORY RECEIPTS (DRs) - 30-Jun-2014

| SL. NO | TYPE OF OUTSTANDING DR (ADRs, GDRs, SDRs etc.) | NUMBER OF OUTSTANDING DRs | NUMBER OF SHARES UNDERLYING OUTSTANDING DRs | SHARES UNDERLYING OUTSTANDING DRs AS A % OF TOTAL NUMBER OF SHARES (i.e., GRAND TOTAL (A)+(B)+(C) INDICATED IN ITEMS 20, 21 AND 22) |
|--------|---|---------------------------------|---|---|
| | NPL | | | |



