



National Aluminium Company Limited
Integrated operations : Bauxite – Alumina – Aluminium – Power

Investor Presentation

SPECTRUM OF OPERATIONS



Bauxite Mine
Panchpatimali

- 8TH LARGEST BAUXITE DEPOSIT IN THE WORLD.
- LOW ENERGY CONSUMPTION.
- 6.3 MTPA CAPACITY.
- MECHANIZED MINES WITH HIGH PRODUCTIVITY.
- TRANSPORT THROUGH CONVEYOR BELT (14.6 KM).
- 100% CAPACITY UTILIZATION.



Alumina Refinery
Damanjodi

- 2.1 MTPA CAPACITY
- SPL. HYDRATES, SPL. ALUMINA AND ZEOLITE ADDED.
- CO-GENERATION POWER OF 74 MW FROM PROCESS STEAM.
- 100% CAPACITY UTILIZATION.
- DE-BOTTLENECKING TO INCREASE CAPACITY TO 2.275 MTPA BY 2013-14

SPECTRUM OF OPERATIONS



Aluminium Smelter
Angul

- CAPACITY 0.46 MTPA
- TECHNOLOGY FROM RTA.
- AMONG LOW COST PRODUCER.
- INTEGRATED ANODE MAKING, ALUMINIUM CASTING AND ROLLING.
- INGOTS, BILLETS, WIRE RODS, SOWS & STRIP COILS.
- 45,000 MT CAPACITY ROLLED PRODUCTS UNIT.



Thermal Power Plant
Angul

- CAPACITY: 1200 MW -
- HIGH PLANT LOAD FACTOR.
- ADVANCED ELECTROSTATIC PRECIPITATOR (99.9% EFFICIENCY) TO CONTROL POLLUTION.
- ZERO DISCHARGE OF EFFLUENTS.



Port facility
Vizag

- CAPACITY TO HANDLE SHIPS UPTO 35,000 DWT.
- MECHANIZED MOBILE SHIP LOADER.
- MECHANIZED STORAGE FACILITY.
- EXPORT OF ALUMINA AND IMPORT OF CAUSTIC SODA.

SPECTRUM OF OPERATIONS



Wind Power Plant Andhra Pradesh and Rajasthan

- Capacity: 50.40 MW commissioned at Andhra Pradesh
- Capacity: 47.60 MW at Rajasthan

PRODUCTION

	Q - 1 FY-13-14	Q - 2 FY-13-14	Q - 3 FY-13-14	Total up to Q3-13-14	Total up to Q3-12-13	FY-12-13
Bauxite (MT)	14,62,997	15,21,712	15,20,445	45,05,154	35,52,166	54,19,391
Alumina Hydrate (MT)	481,500	478,500	465,500	14,25,500	12,70,300	18,02,000
Aluminium (MT)	84,527	74,580	78,806	237,913	305,322	403,384
Electricity-CPP (MU)	1,327	1,184	1,249	3,760	4,582	6,076
Wind Power (MU)	42	67	15	124	--	15

SALES

	Q -1-13-14	Q -2-13-14	Q -3-13-14	Up to Q3-13-14	Up to Q3-12-13	FY-12-13
Alumina – Export (MT)	274,890	365,089	304,420	944,399	638,420	944,117
Alumina – Domestic (MT)	7,963	8,538	8,611	25,112	29,414	40,605
Aluminium - Export (MT)	32,923	20,365	24,429	77,717	105,848	144,161
Aluminium - Domestic (MT)	52,422	54,480	54,367	161,269	198,764	258,941

Summary Financials

Particulars	Quarter Ended			Nine Months Ended		Year
	Jun'13	Sep'13	Dec'13	Dec'13	Dec'12	12-13
Net Sales	1,537	1,710	1,621	4,868	4974	6,809
Other Op. Income	24	28	23	75	75	107
Other Non Op. Income	179	123	121	422	392	511
Total Income	1,740	1,861	1,765	5,365	5441	7,427
Less : Operating Cost	1,408	1,470	1,440	4,318	4564	6,010
Gross Margin	331	391	325	1,047	877	1,417
Interest	--	--	--	--	07	07
Depreciation	124	129	131	384	369	505
Profit Before Tax	207	262	194	663	501	905
Income Tax	47	83	63	193	154	312
Profit After Tax	160	179	131	470	347	593

AVERAGE REALISATIONS

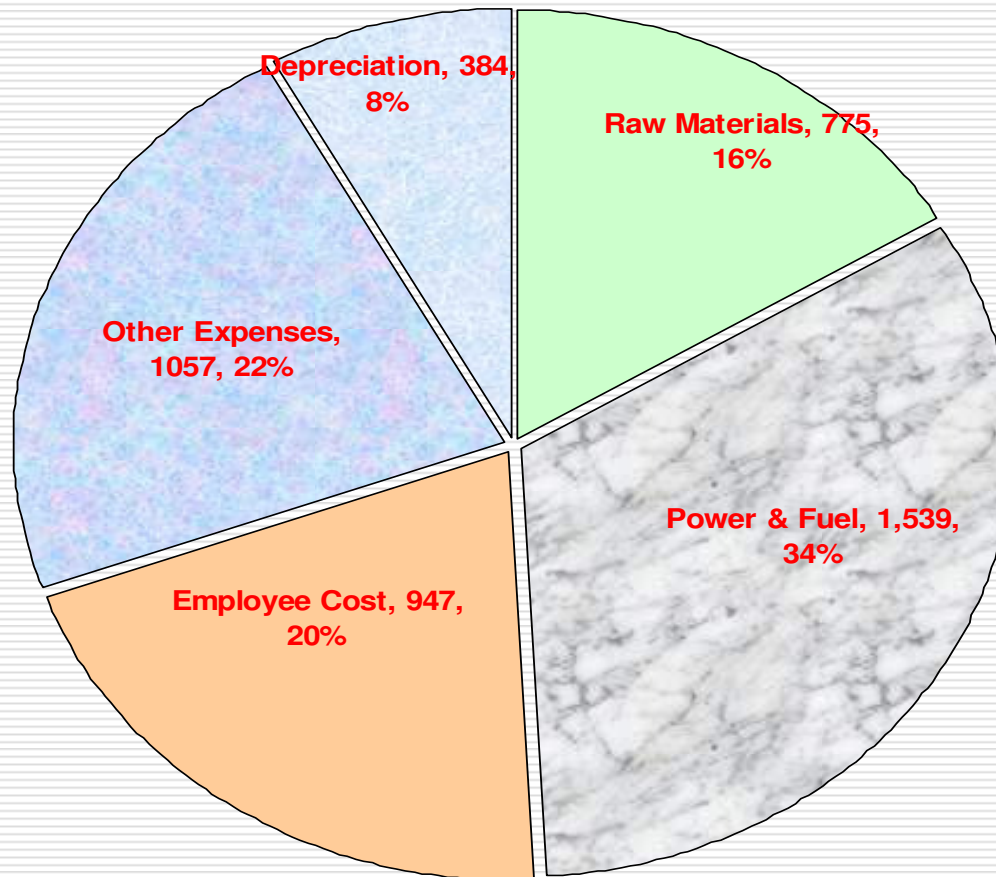
Particulars	Q -1-13-14	Q -2-13-14	Q -3-13-14	Up to Q3-13-14	Up to Q3-12-13	FY-12-13
Alumina Export (US\$)	315	309	306	310	326	330
Metal Export (US\$)	2,102	2,033	2,077	2,054	2,159	2,191

Break up of Total Expenses

Particulars	Jun'13	Sep'13	Dec'13	Up to Q3-13-14	Up to Q3-12-13	FY-12-13
Raw Materials	274	260	241	775	872	1,168
Power & Fuel	506	513	520	1539	1943	2,432
Staff Expenses	321	323	302	947	869	1,154
Other Expenses	361	336	366	1063	954	1,320
Stock Adjustments	(55)	39	10	(06)	(73)	(64)
Depreciation	125	128	131	384	369	505
Interest	--	--	--	--	07	07
Total	1532	1599	1570	4701	4941	6,522

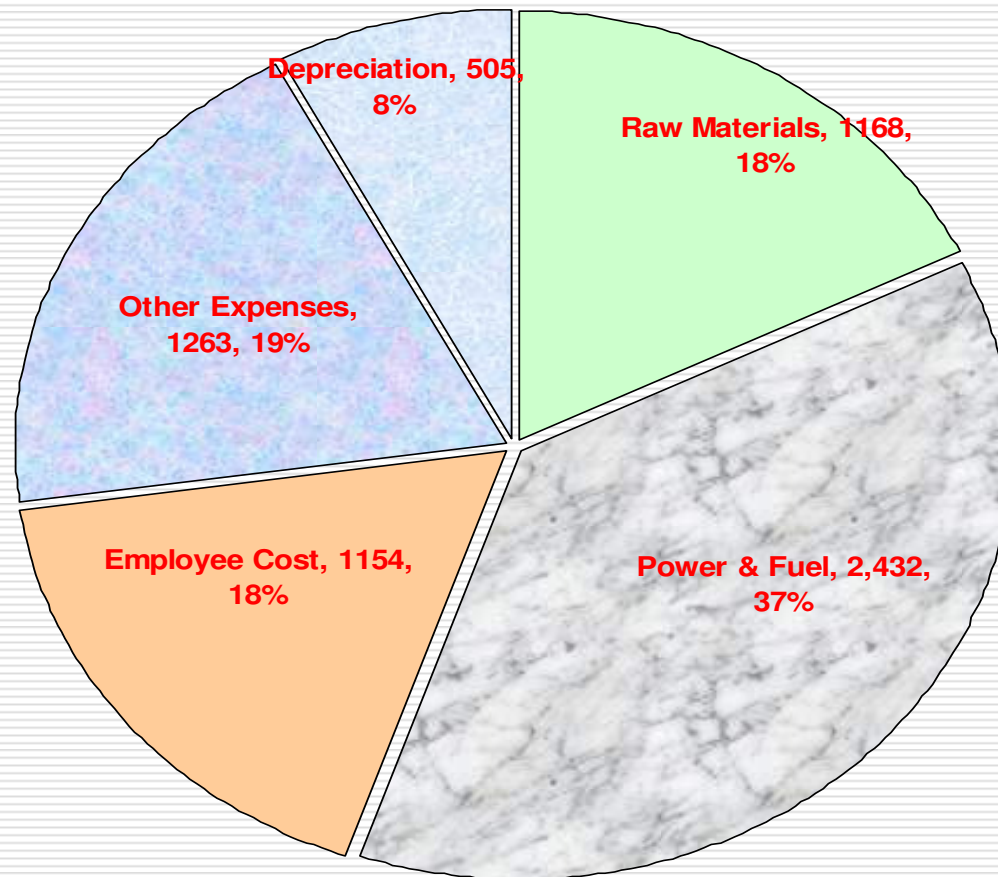
COST BREAK UP UP TO Q3-2013-14

Total Cost (Rs.4701 crore)

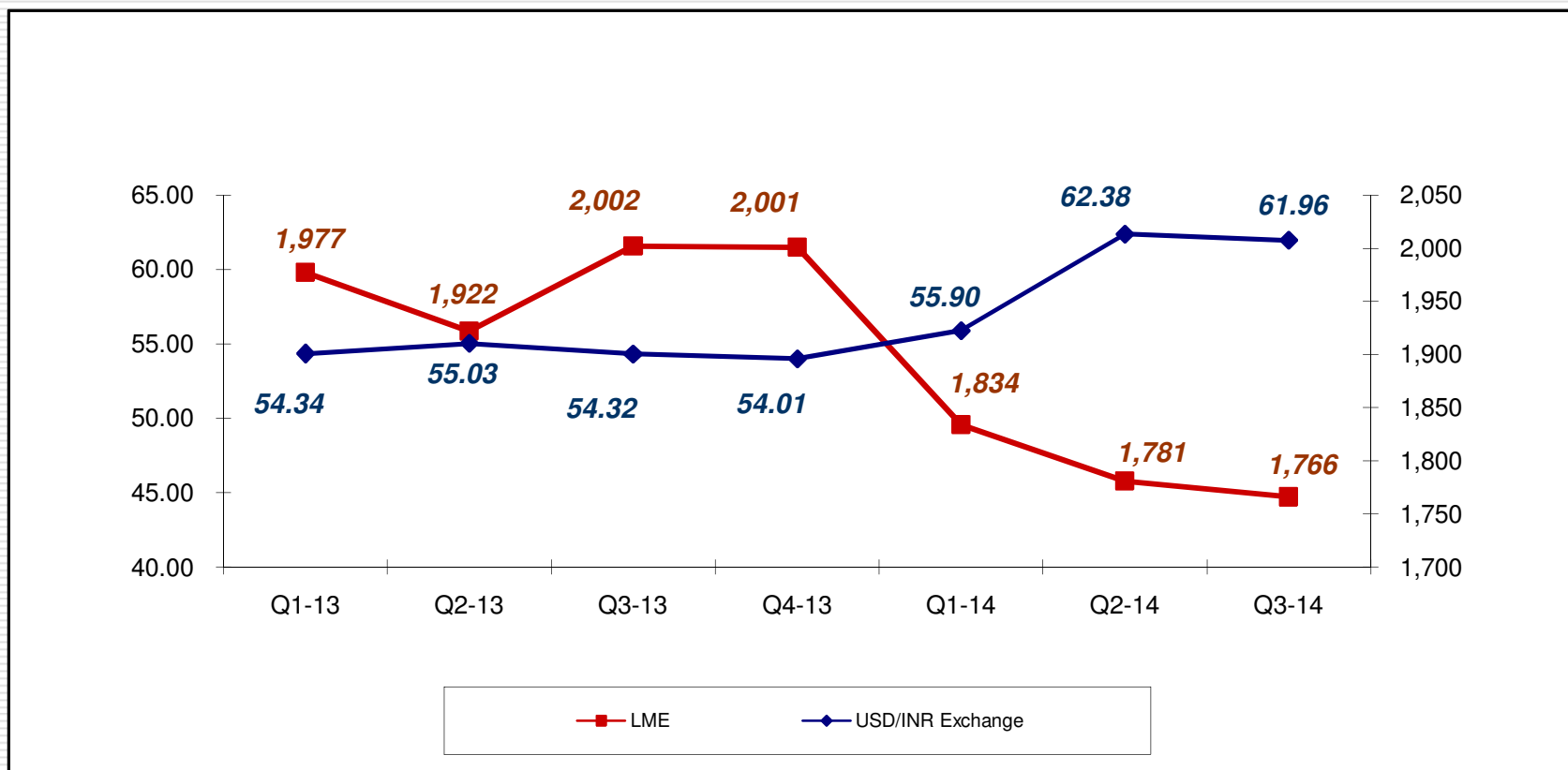


COST BREAK UP FINANCIAL YEAR – 2012-13

Total Cost (Rs.6522 crore)

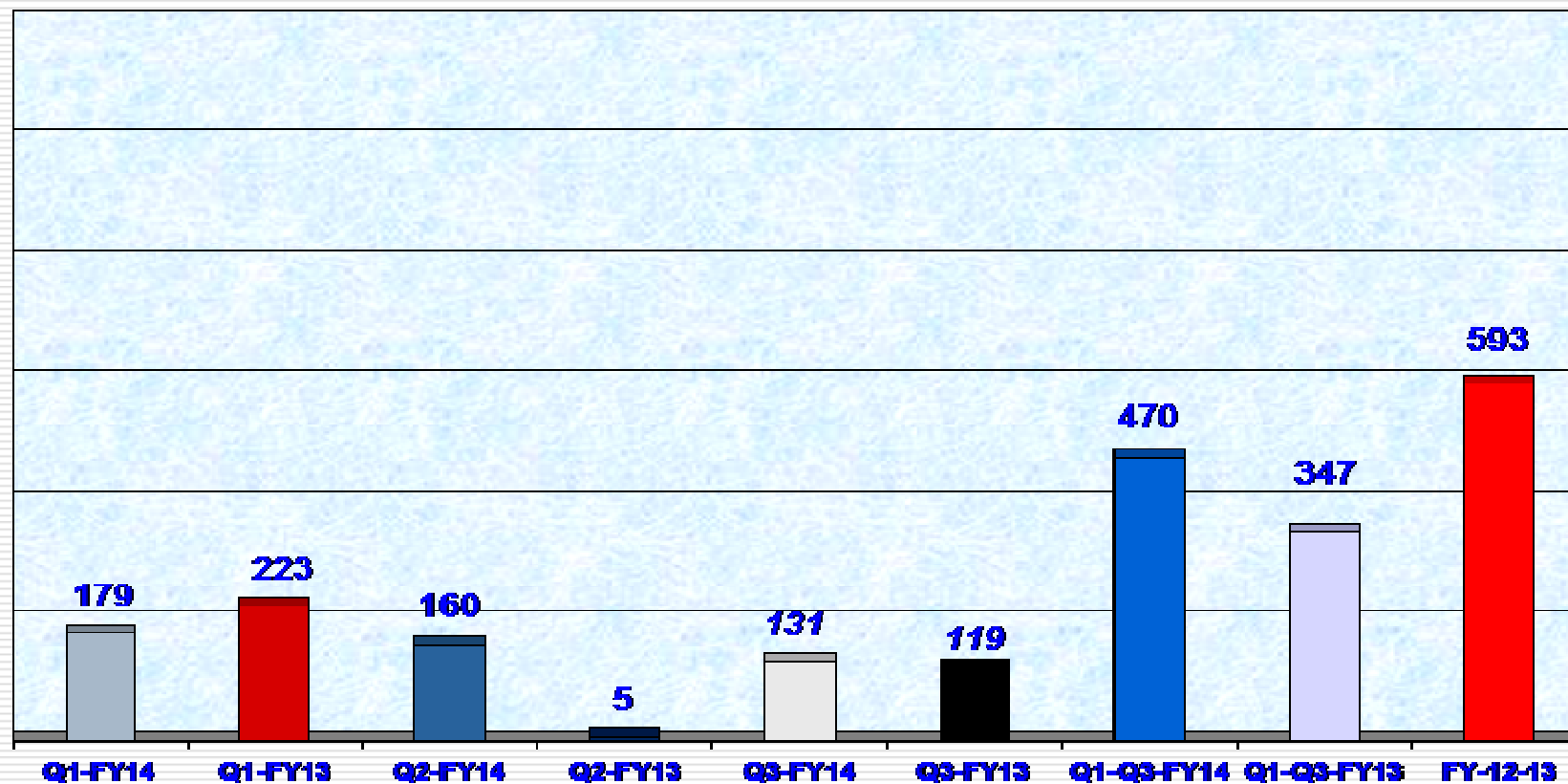


MOVEMENT OF LME AND EXCHANGE RATE



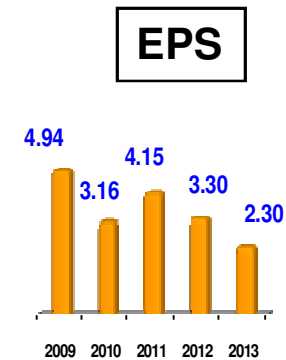
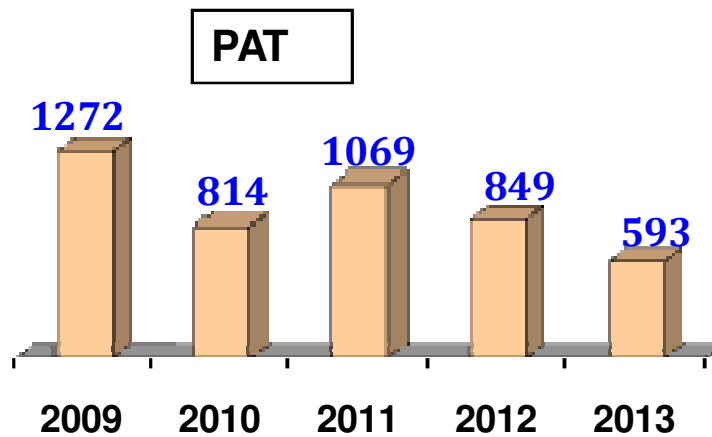
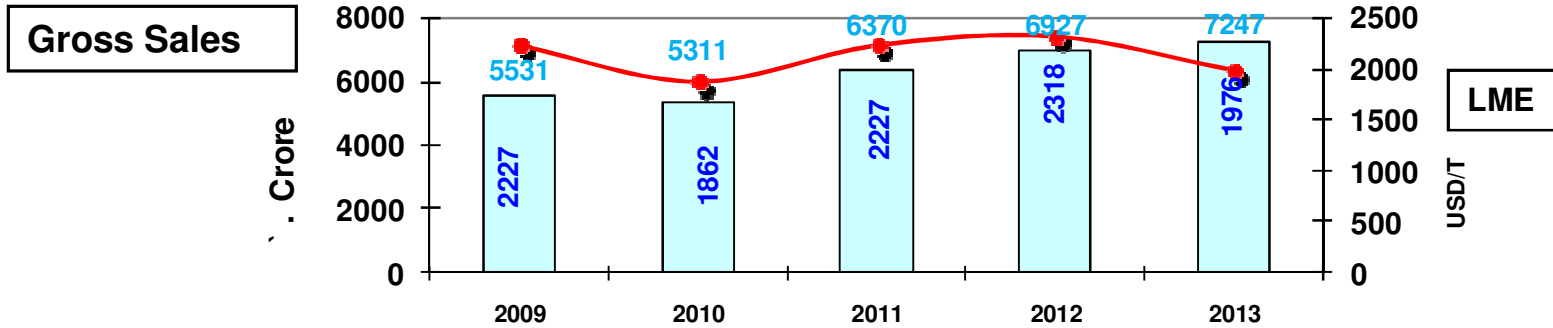
PROFIT AFTER TAX

Rs. in Crore



FINANCIALS (PREVIOUS FIVE YEARS)

Figures in Rs. Crore
1 Crore=10 Million



COMPARATIVE FINANCIAL PERFORMANCE HIGHLIGHTS

(Nine Months ended 31-12-2013 vs. 31-12-2012)

- ❖ Net sales down by Rs.106 crore (02%).
 - ❖ Other non operating income up by Rs.30 crore (8%).
 - ❖ Total income less by Rs.76 crore (01%).
 - ❖ Operating cost down by Rs 246 crore (5%).
 - ❖ Depreciation up by Rs.15 crore (04%).
 - ❖ Profit after tax up by Rs.123 crore (35%).
-

COMPARATIVE FINANCIAL PERFORMANCE HIGHLIGHTS

(Q3 FY-14 vis-à-vis Q2 FY-14)

- ❖ Net sales is down by Rs.89 crore(05%)
 - ❖ Other income down by Rs.7 crore(05%).
 - ❖ Total income down by Rs.96crore (05%).
 - ❖ Operating cost down by Rs.30 crore(02%).
 - ❖ Profit after tax down by Rs.48 crore(27%).
-

MAJOR FACTORS INFLUENCING RESULTS

REVENUE :

- Increase in average realization due to exchange rate
- Effective sales price is lower due to lower LME
- Increase in Alumina Volume
- Lower Metal sale

COST :

- Manpower cost due to normal increments and DA.
 - Higher other expenses.
 - Increasing Specific Consumptions
-

FINANCIAL RATIOS

RATIOS(ANNUALISED)		Nine Months Ended		Year
		31-12-13	31-12-12	2012-13
Gross Margin/Gross Block	%	10	08	10
Gross Profit to Capital Employed	%	08	07	09
Net Profit/ Net Worth	%	05	04	05
Net Profit/Net Sales	%	10	07	09
Return on Capital Employed	%	06	05	06
Earning Per Share	Rs	2.43	1.79	2.30
Book Value per Share	Rs	48.12	46.80	46.30

GROWTH INITIATIVES



OPTIONS FOR GROWTH

BROWNFIELD EXPANSION

GREENFIELD GROWTH

DIVERSIFICATION

UP & DOWNSTREAM INTEGRATION

BROWNFIELD EXPANSION

EXPANSION OF REFINERY

- ✿ 5TH Stream of 1 Million MT (Total Capacity – 3.3 Million MTPA)
 - ✿ Investment – Rs. 4,500 Crore
 - ✿ Bauxite need of Refinery Available
 - ✿ DPR is under scrutiny
-

BAUXITE RESERVES

FIGURES IN MILLION TONNES

MINE	2013 LEVEL
PANCHPATMALI	162
POTTANGI	70
Total	232

MINE	STATUS	LIFE UPTO
PANCHPATMALI	OPERATING	2036
WITH POTTANGI	OPERATION FROM 2016	2036

REQUIREMENT TILL YEAR 2036 - 232 MILLION TONNES

GREENFIELD EXPANSION OPTIONS IN ALUMINIUM SECTOR

INVESTMENT- INDIA

	OPTIONS	PLANTS	INVESTMENT (IN ` . CRORE)
A	REFINERY - Gujarat	Refinery Capacity – 1MTPA	6,300
B	SMELTER - Odisha	POWER – 1260 MW SMELTER – 0.5 MTPA	16,000
C	MINES & REFINERY- Andhra Pradesh	MINE – 5.0MTPA REFINERY – 1.4 MTPA	6,000

OTHER PROJECTS BEING EXPLORED

- Caustic soda plant (2 – 3 lakh MTPA)
 - DPR is under preparation
 - Titanium project
 - MOU signed with Indian Rare Earth Ltd to set up complex at Odisha
 - Aluminium Conductor Plant
 - MOU signed with PGCIL to set up a JV
 - Draft Techno Economic Feasibility Report submitted by Consultant.
 - Site selection study carried out by consultant
-

DIVERSIFICATION

Nuclear Power Plant

RENEWABLE POWER PROJECTS

NUCLEAR POWER PLANT-JV WITH NPCIL



1400 MW NUCLEAR POWER PLANT -JV WITH NPCIL

ESTIMATED INVESTEMENT: ` **12,000 CRORE**

- **MOU SIGNED WITH NPCIL**
- **PROJECT IDENTIFIED (KAKRAPAR 3&4 UNIT)**
- **JV COMPANY FORMED**
- **COMMENCEMENT OF BUSINESS CERTIFICATE RECEIVED.**

RENEWABLE POWER PROJECTS



Wind Power : 98 MW (2 Plants)

- 1ST 50.40 MW plant commissioned at AP.
- Investment Rs.274 Crore.
- Suzlon Energy Ltd managing O&M.
- 2nd plant with capacity 47.60 MW commissioned at Rajasthan
- Gamesa wind turbines Ltd executing the project.
- Investment Rs.332 crore

Wind Power Plant At Damanjodi :14MW

- **Proposal for 3rd Wind power Plant at Mined out area of Bauxite Mines at Damanjodi.**
- **Investment of Rs.84 Crore.**
- **RFS Document under preparation by consultant.**



Thank You