


Introductory sub-table (I)(a)

Name of the Company: NaIwa Sons Investments Limited  
 Scrip Code, Name of the scrip, class of security: BSE: 532256, NSE: NSIL (Equity Shares)  
 As on 31.3.2015

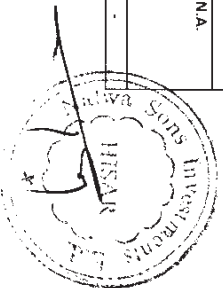
Partly paid - up shares	No. of partly paid -up shares	As a % of total no. of partly paid-up shares	As a % of total no. of shares of the company
Held by promoters / promoter group	-	-	-
Held by public	-	-	-
Total	-	-	-
Outstanding Convertible Securities	No. of outstanding securities	As a % of total no. of outstanding convertible securities	As a % of total no. of shares of the company assuming full conversion of convertible securities
Held by promoters / promoter group	-	-	-
Held by public	-	-	-
Total	-	-	-
Warrants:	No. of warrants	As a % of total no. of warrants	As a % of total no. of shares of the company assuming full conversion of warrants
Held by promoters / promoter group	-	-	-
Held by public	-	-	-
Total	-	-	-
Total paid-up capital of the company, assuming full conversion of warrants and convertible securities	Rs.5,13,61,630/- divided into 51,36,163 equity shares of Rs.10/- each.		



Statement Showing Shareholding Pattern


Category code	Category of shareholder	No. of shareholders	Total no. of shares	No. of shares held in		Total shareholding as a %		Shares pledged or otherwise encumbered (VIII)	As a % of (IX)=(VIII)/(IV)*100
				dematerialized form	As a % of (A+B) (VI)	As a % of (A+B+C) (VII)			
(A)	Shareholding of promoter & promoter group	(i)	(iv)	(v)	As a % of (A+B) (VI)	As a % of (A+B+C) (VII)	(VIII)	As a % of (IX)=(VIII)/(IV)*100	
(a)	Indian Individuals /HUF	20	35,041	35,041	0.68	0.68	-	-	
(b)	Central Govt./State Govt. Bodies Corporates	-	-	-	-	-	-	-	
(c)	Bodies Corporates	11	2,811,989	2,799,268	54.75	54.75	-	-	
(d)	Financial Institutions / Banks	-	-	-	-	-	-	-	
(e)	Any Other	-	-	-	-	-	-	-	
	Sub Total (A)1	31	2,847,030	2,834,309	55.43	55.43	-	-	
2	Foreign								
(a)	Individuals (Non Resident Individuals/Foreign Ind)	3	9,480	9,480	0.18	0.18	-	-	
(b)	Bodies Corporates	-	-	-	-	-	-	-	
(c)	Institutions	-	-	-	-	-	-	-	
(d)	Qualified Foreign Investor	-	-	-	-	-	-	-	
(e)	Any other	-	-	-	-	-	-	-	
	Sub Total (A)2	3	9,480	9,480	0.18	0.18	-	-	
	Total shareholding of promoter and promoter group (A) = (A)1+(A)2	34	2,856,510	2,843,789	55.62	55.62	-	-	
(B)	Public shareholding								
1	Institutions								
(a)	Mutual Funds /UTI	15	1,420	523	0.03	0.03	N.A.	N.A.	
(b)	Financial Institutions / Banks	20	1,350	193	0.03	0.03	N.A.	N.A.	
(c)	Central Govt. /State Govt.	-	-	-	-	-	-	-	
(d)	Venture Capital Funds	-	-	-	-	-	-	-	
(e)	Insurance Companies	2	28,126	28,126	0.55	0.55	-	-	
(f)	Foreign Institutional Investors	5	713	12	0.01	0.01	-	-	
(g)	Foreign Venture capital Investors	-	-	-	-	-	-	-	
(h)	Qualified Foreign Investor	-	-	-	-	-	-	-	
(i)	Any other	-	-	-	-	-	-	-	
	Foreign Portfolio Investors - Corporates	5	216,188	216,188	4.21	4.21	-	-	
	Sub Total (B) 1	47	247,797	245,042	4.82	4.82	-	-	
B2	Non Institutions								
(a)	Bodies Corporates	324	178,156	173,698	3.47	3.47	N.A.	N.A.	
(b)	Individuals	21,585	598,486	424,737	11.65	11.65	-	-	
I	Individuals shareholders holding nominal share capital up to Rs. 1 lakh	-	-	-	-	-	-	-	
II	Individuals shareholders holding nominal share capital in excess of Rs. 1lakh	-	-	-	-	-	-	-	
(c)	Qualified Foreign Investor	-	-	-	-	-	-	-	
(d)	Any other :	-	-	-	-	-	-	-	
	Trusts	2	208	208	0.00	0.00	-	-	
	Non Resident Indians	1,066	1,235,327	1,200,077	24.05	24.05	-	-	
	Overseas Corporate Bodies	2	97	-	0.00	0.00	-	-	
	Foreign Nationals	1	227	227	0.00	0.00	-	-	
	Clearing Members	7	219	219	0.00	0.00	-	-	
	Hindu Undivided Families	230	19,136	18,949	0.37	0.37	-	-	
	Sub Total (B) 2	23,217	2,031,856	1,818,115	39.56	39.56	-	-	
	Total Public Shareholding (B) = (B)1+(B)2	23,264	2,279,653	2,063,157	44.38	44.38	N.A.	N.A.	
(C)	Total (A)+(B)	23,298	5,136,163	4,906,946	100.00	100.00	N.A.	N.A.	
1	Shares held by custodians and against which GDS have been issued	-	-	-	-	-	-	-	
2	Promoter & promoter group	-	-	-	-	-	-	-	
	Public	23,298	5,136,163	4,906,946	100.00	100.00	-	-	
	Grand Total (A)+(B)+(C)	23,298	5,136,163	4,906,946	100.00	100.00	-	-	

Note: 12721 equity shares (28,11,989 - 2799268) held by bodies corporate as shown under Indian promoter group in physical mode are sub-judice and therefore could not be dematerialised till further direction of the Hon'ble Court.



(1)(b) Statement showing holding of securities (including shares, warrants, convertible securities) of persons belonging to the category "Promoter & Promoter group"

Sr.	Name of shareholder	Details of Shares held				Encumbered shares			Details of warrants			Details of convertible securities		Total shares (including underlying shares assuming full conversion of warrants and securities) as a % of diluted share capital
		No. of shares	As a % of grand total (A)+(B)+(C) of sub-clause (I)(a)	No. of shares	As a % of (VI)=(V)/(III)*100	As a % of grand total (A)+(B)+(C) of sub-clause (I)(a)	Number of warrants held	As a % of total number of warrants of the same class securities held	Number of convertible securities held	As a % of total number of convertible securities of the same class				
(i)	(ii)	(iii)	(iv)	(v)	(vi)	(vii)	(viii)	(ix)	(x)	(xi)	(xii)			
1	ABHYUDAY JINDAL	1,206	0.02	-	-	-	-	-	-	-	0.02			
2	ARTI JINDAL	781	0.02	-	-	-	-	-	-	-	0.02			
3	DEEPIKA JINDAL	3,760	0.07	-	-	-	-	-	-	-	0.07			
4	GOSWAMIS CREDIT & INVESTMENT LIMITED	12,721	0.25	-	-	-	-	-	-	-	0.25			
5	JSW HOLDINGS LIMITED	25,014	0.49	-	-	-	-	-	-	-	0.49			
6	NAVEEN JINDAL	692	0.01	-	-	-	-	-	-	-	0.01			
7	NAVEEN JINDAL HUF	5,854	0.11	-	-	-	-	-	-	-	0.11			
8	PARTH JINDAL	1,497	0.03	-	-	-	-	-	-	-	0.03			
9	PRITHVI RAJ JINDAL	1,698	0.03	-	-	-	-	-	-	-	0.03			
10	P R JINDAL HUF	3,163	0.06	-	-	-	-	-	-	-	0.06			
11	RATAN JINDAL	4,024	0.08	-	-	-	-	-	-	-	0.08			
12	R. K. JINDAL & SONS HUF	756	0.01	-	-	-	-	-	-	-	0.01			
13	SAUJAN JINDAL	2,592	0.05	-	-	-	-	-	-	-	0.05			
14	S K JINDAL & SONS HUF	1,809	0.04	-	-	-	-	-	-	-	0.04			
15	SANGITA JINDAL	2,547	0.05	-	-	-	-	-	-	-	0.05			
16	SARIKA JHUNJUNWALA	4,250	0.08	-	-	-	-	-	-	-	0.08			
17	SAROO BHARTIA	2	0.00	-	-	-	-	-	-	-	0.00			
18	SAVITRI DEVI JINDAL	4,815	0.09	-	-	-	-	-	-	-	0.09			
19	SEEMA JAODIA	49	0.00	-	-	-	-	-	-	-	0.00			
20	SMINU JINDAL	2,382	0.05	-	-	-	-	-	-	-	0.05			
21	TARUNI JINDAL	652	0.01	-	-	-	-	-	-	-	0.01			
22	TARINI JINDAL	651	0.01	-	-	-	-	-	-	-	0.01			
23	TRIPTI JINDAL	662	0.01	-	-	-	-	-	-	-	0.01			
24	URMILA BHUWAKA	48	0.00	-	-	-	-	-	-	-	0.00			
25	URVI JINDAL	631	0.01	-	-	-	-	-	-	-	0.01			
26	HEXA TRADEX PRIVATE LIMITED	100	0.00	-	-	-	-	-	-	-	0.00			
27	HEXA TRADEX PRIVATE LIMITED	122,306	2.38	-	-	-	-	-	-	-	2.38			
28	VINAMRA CONSULTANCY PRIVATE LIMITED	121,244	2.36	-	-	-	-	-	-	-	2.36			
29	VINAMRA CONSULTANCY PRIVATE LIMITED	120,615	2.35	-	-	-	-	-	-	-	2.35			
30	JSI LIMITED	124,446	2.42	-	-	-	-	-	-	-	2.42			
31	DANTA ENTERPRISES PRIVATE LIMITED	571,386	11.12	-	-	-	-	-	-	-	11.12			
32	SAHOG TRADECORP PRIVATE LIMITED	571,386	11.12	-	-	-	-	-	-	-	11.12			
33	VIRTUOUS TRADECORP PRIVATE LIMITED	571,385	11.12	-	-	-	-	-	-	-	11.12			
34	OPI TRADING PRIVATE LIMITED	571,386	11.12	-	-	-	-	-	-	-	11.12			
	TOTAL	2,856,510	55.62	-	-	-	-	-	-	-	55.62			

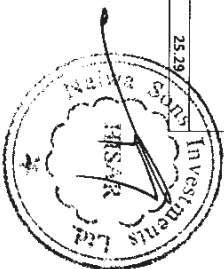


(i)(c)(ii) Statement showing holding of securities (including shares, warrants, convertible securities) of persons belonging to the category "public" and holding more than 1% of the total number of shares.

Sr.	Name of shareholder	Details of Shares held		Details of warrants		Details of convertible securities		Total Shares (including underlying shares assuming full conversion of warrants and convertible securities)
		No. of shares	As a % of grand total (A)+(B)+(C) of sub-clause (i)(a)	Number of warrants held	As a % of total number of warrants of the same class	Number of convertible securities held	As a % of total number of convertible securities of the same class	
		(iii)	(iv)	(viii)	(ix)	(x)	(xi)	(xii)
1	RICKY ISHWARDA'S KIRPLANI	405,561	7.90	-	-	-	-	7.90
2	KESWANI HARESH	301,192	5.86	-	-	-	-	5.86
3	ANIL ARYA	249,285	4.85	-	-	-	-	4.85
4	VAISHALI ARYA	193,316	3.76	-	-	-	-	3.76
5	ACACIA PARTNERS LP	79,236	1.54	-	-	-	-	1.54
6	ACACIA INSTITUTIONAL PARTNERS, LP	89,082	1.73	-	-	-	-	1.73
7	IL AND FS TRUST CO LTD	137,737	2.68	-	-	-	-	2.68
	TOTAL	1,455,409	28.34	-	-	-	-	28.34

(i)(c)(iii) Statement showing holding of securities (including shares, warrants, convertible securities) of persons (together with PAC) belonging to the category "Public" and holding more than 5% of the total number of shares of the company

Sr.	Name(s) of the shareholder(s) and the Person acting in Concert (PAC) with them	Details of Shares held		Details of warrants		Details of convertible securities		Total Shares (including underlying shares assuming full conversion of warrants and convertible securities)
		No. of shares	As a % of grand total (A)+(B)+(C) of sub-clause (i)(a)	Number of warrants held	As a % of total number of warrants of the same class	Number of convertible securities held	As a % of total number of convertible securities of the same class	
		(iii)	(iv)	(viii)	(ix)	(x)	(xi)	(xii)
1	RICKY ISHWARDA'S KIRPLANI (alongwith PAC) Ricky Ishwardas Kirplani Keswani Hareesh (As a PAC with Ricky Ishwardas Kirplani) Johnny Kirplani (As a PAC with Ricky Ishwardas Kirplani) Alisha Kirplani (As a PAC with Ricky Ishwardas Kirplani) Peoia Vijay Assomull (As a PAC with Ricky Ishwardas Kirplani) - IL AND FS Trust Co. Ltd.(As a PAC with Ricky Ishwardas Kirplani) - Total	856,224	16.67	-	-	-	-	16.67
2	ANIL ARYA (alongwith PAC) Anil Arya Vaishali Arya (As a PAC with Anil Arya) Total	442,601	8.62	-	-	-	-	8.62
	TOTAL	1,298,825	25.29	-	-	-	-	25.29



(1)(d) Statement showing details of locked in shares

Sr. no.	Name of shareholder	No. of locked in shares	Locked in shares as a % of total no. of shares i.e. Grand total (A)+(B)+(C) indicated in statement at para (1)(a) above	Promoter / Promoter Group / Public
	NIL	NIL	NIL	NIL
	TOTAL			

(1)(a) Statement showing details of Depository Receipts (DRs)

Sr. no.	Type of outstanding DR (ADRS, GDRS, SRDS, etc.)	No. of outstanding DRs	No. of shares underlying outstanding DRs	Shares underlying outstanding DRs as a % of total no. of shares i.e. Grand total (A)+(B)+(C) indicated in statement at para (1)(a) above
	NIL	NIL	NIL	NIL
	TOTAL			

(1)(b) Statement showing holding of Depository Receipts (DRs) where underlying shares held by promoter/promoter group are in excess of 1% of the total number of shares

Sr. no.	Name of DR holder	Type of outstanding DR (ADRS, GDRS SDR, etc.)	No. of underlying outstanding shares	Shares underlying outstanding DRs as a % of total no. of shares i.e. Grand total (A)+(B)+(C) indicated in statement at para (1)(a) above
	NIL	NIL	NIL	NIL
	TOTAL			

III (a) Statement showing the voting pattern of the shareholders, if more than one class of shares / securities is issued by the issuer:

Category code	Category of shareholder	No. of voting right held in each class of security X Y Z	Total voting right (III+IV+V)	Total voting Right i.e. (VI) As a % of (A+B)	As a % of (A+B+C) (VIII)
(I)	(II)	(III)	(IV)	(V)	(VII)

NOT APPLICABLE  
The Company has not issued any separate class of shares

