

NALWA SONS INVESTMENTS LIMITED

JSL:Clause 35:2014/
April 14, 2014

Through Courier

Regd. Office: 28, Najafgarh Road,
Moti Nagar Industrial Area,
Delhi – 110 015, INDIA
CIN: L65993DL1970PLC146414

BSE Limited
Phiroze Jeejeebhoy Towers
Dalal Street, Mumbai – 400 001
Fax No.: (022) 22722082/61/41/39
e-mail: corp.relations@bseindia.com

Sub : Clause 35 – Shareholding Pattern

Dear Sir,

As per clause 35 of the Listing Agreement, we are forwarding herewith shareholding pattern of the company for the quarter ended 31st March, 2014 in Annexure-A.

Kindly acknowledge receipt.

Thanking you,

Yours faithfully,
for Nalwa Sons Investments Limited



(Bhartendu Harit)
Company Secretary

Encl. As above

Introductory sub-table (I)(a)

Name of the Company: Nalwa Sons Investments Limited
 Scrip Code, Name of the scrip, class of security: BSE: 532256, NSE: NSIL (Equity Shares)
 As on 31.3.2014

	Partly paid - up shares	No. of partly paid -up shares	As a % of total no. of partly paid-up shares	As a % of total no. of shares of the company
Held by promoters / promoter group	-	-	-	-
Held by public	-	-	-	-
Total	-	-	-	-
Outstanding Convertible Securities	No. of outstanding securities	As a % of total no. of outstanding convertible securities	As a % of total no. of shares of the company assuming full conversion of convertible securities	
Held by promoters / promoter group	-	-	-	-
Held by public	-	-	-	-
Total	-	-	-	-
Warrants:	No. of warrants	As a % of total no. of warrants	As a % of total no. of shares of the company assuming full conversion of warrants	
Held by promoters / promoter group	-	-	-	-
Held by public	-	-	-	-
Total	-	-	-	-
Total paid-up capital of the company, assuming full conversion of warrants and convertible securities	Rs.5,13,61,630/- divided into 51,36,163 equity shares of Rs.10/- each.			




Statement Showing Shareholding Pattern

Table (I)(a)


Category code	Category of shareholder	No. of shareholders	Total no. of shares	No. of shares held in dematerialized form	Total shareholding as a % of total no. of shares		Shares pledged or otherwise encumbered	As a % of (IX)=(VIII)/(BV)*100
					As a % of (A+B) (VI)	As a % of (A+B+C) (VII)		
(A)	Shareholding of promoter & promoter group	(iii)	(IV)	(V)			(VIII)	
(a)	Indian							
(b)	Individuals /HUF	20	35,041	35,041	0.68	0.68	-	-
(c)	Central Govt./State Govt.	-	-	-	-	-	-	-
(d)	Bodies Corporates	11	2,811,989	*2,799,268	54.75	54.75	-	-
(e)	Financial Institutions /Banks	-	-	-	-	-	-	-
	Any Other	-	-	-	-	-	-	-
	Sub Total (A)(1)	31	2,847,030	2,834,309	55.43	55.43	-	-
2	Foreign							
(a)	Individuals (Non Resident Individuals/Foreign Ind)	3	9,480	9,480	0.18	0.18	-	-
(b)	Bodies Corporates	-	-	-	-	-	-	-
(c)	Institutions	-	-	-	-	-	-	-
(d)	Qualified Foreign Investor	-	-	-	-	-	-	-
(e)	Any other	-	-	-	-	-	-	-
	Sub Total (A)(2)	3	9,480	9,480	0.18	0.18	-	-
	Total shareholding of promoter and promoter group (A) = (A)(1)+(A)(2)	34	2,856,510	2,843,789	55.62	55.62	-	-
(B)	Public Shareholding							
1	Institutions							
(a)	Mutual Funds /UTI	15	1,420	523	0.03	0.03	N.A.	N.A.
(b)	Financial Institutions /Banks	20	1,350	193	0.03	0.03	N.A.	N.A.
(c)	Central Govt. /State Govt.	-	-	-	-	-	-	-
(d)	Venture Capital Funds	-	-	-	-	-	-	-
(e)	Insurance Companies	2	28,126	28,126	0.55	0.55	-	-
(f)	Foreign Institutional Investors	10	216,901	216,200	4.22	4.22	-	-
(g)	Foreign Venture capital Investors	-	-	-	-	-	-	-
(h)	Qualified Foreign Investor	-	-	-	-	-	-	-
(i)	Any other	-	-	-	-	-	-	-
	Sub Total (B)(1)	47	247,297	245,042	4.82	4.82	-	-
82	Non institutions							
(a)	Bodies Corporates	336	151,493	146,991	2.95	2.95	N.A.	N.A.
(b)	Individuals	22,751	617,450	437,949	12.02	12.02	-	-
(c)	Individuals shareholders holding nominal share capital up to Rs. 1 lakh	2	442,601	442,601	8.62	8.62	-	-
(d)	Individuals shareholders holding nominal share capital in excess of Rs. 1 lakh	-	-	-	-	-	-	-
(e)	Qualified Foreign Investor	-	-	-	-	-	-	-
(f)	Any other :	-	-	-	-	-	-	-
(g)	Trusts	2	2,443	2,443	0.05	0.05	-	-
(h)	Non Resident Indians	1,110	797,129	760,709	15.52	15.52	-	-
(i)	Overseas Corporate Bodies	2	97	-	0.00	0.00	-	-
(j)	Foreign Nationals	1	227	227	0.00	0.00	-	-
(k)	Clearing Members	23	751	751	0.01	0.01	-	-
(l)	Hindu Undivided Families	251	19,665	19,478	0.38	0.38	-	-
	Sub Total (B)(2)	24,478	2,031,856	1,811,149	39.56	39.56	-	-
	Total Public Shareholding (B) = (B)(1)+(B)(2)	24,525	2,279,653	2,056,191	44.38	44.38	-	-
(C)	Total (A)+(B)	24,559	5,136,163	4,899,980	100.00	100.00	N.A.	N.A.
1	Shares held by custodians and against which GDS have been issued	-	-	-	-	-	-	-
2	Promoter & promoter group	-	-	-	-	-	-	-
	Public	24,559	5,136,163	4,899,980	100.00	100.00	-	-
	Grand Total (A)+(B)+(C)	24,559	5,136,163	4,899,980	100.00	100.00	-	-

Note: *22721 equity shares (28,11,889 - 2799268) held by bodies corporate as shown in Indian promissory note in physical mode are sub-judice and therefore could not be dematerialized till further direction of the Hon ble Court.



(i)(b) Statement showing holding of securities (including shares, warrants, convertible securities) of persons belonging to the category "Promoter & Promoter Group."

Sr.	Name of shareholder	Details of Shares held			Encumbered shares		Details of warrants			Details of convertible securities			Total shares (including underlying shares assuming full conversion of warrants and convertible securities) as a % of diluted share capital
		No. of shares	As a % of grand total (A)+(B)+(C) of sub-clause (I)a)	No. of shares	As a % of (V)/(V)/(VII)*100	As a % of grand total (A)+(B)+(C) of sub-clause (I)a)	Number of warrants held	As a % of total number of warrants of the same class securities held	Number of convertible securities held	As a % of total number of convertible securities of the same class			
(i)	(ii)	(iii)	(iv)	(v)	(vi)	(vii)	(viii)	(ix)	(x)	(xi)	(xii)		
1	ABHYUDAY JINDAL	1,206	0.02	-	-	-	-	-	-	-	0.02		
2	ARTI JINDAL	781	0.02	-	-	-	-	-	-	-	0.02		
3	DEEPIKA JINDAL	3,760	0.07	-	-	-	-	-	-	-	0.07		
4	GOSWAMIS CREDIT & INVESTMENT LIMITED	12,721	0.25	-	-	-	-	-	-	-	0.25		
5	JSW HOLDINGS LIMITED	25,014	0.49	-	-	-	-	-	-	-	0.49		
6	NAVEEN JINDAL	692	0.01	-	-	-	-	-	-	-	0.01		
7	NAVEEN JINDAL HUF	5,854	0.11	-	-	-	-	-	-	-	0.11		
8	PARTH JINDAL	1,497	0.03	-	-	-	-	-	-	-	0.03		
9	PRITHVI RAJ JINDAL	1,698	0.03	-	-	-	-	-	-	-	0.03		
10	P R JINDAL HUF	3,163	0.06	-	-	-	-	-	-	-	0.06		
11	RATAN JINDAL	4,024	0.08	-	-	-	-	-	-	-	0.08		
12	R.K. JINDAL & SONS HUF	756	0.01	-	-	-	-	-	-	-	0.01		
13	SAJIAN JINDAL	2,592	0.05	-	-	-	-	-	-	-	0.05		
14	S K JINDAL & SONS HUF	1,809	0.04	-	-	-	-	-	-	-	0.04		
15	SANGITA JINDAL	2,547	0.05	-	-	-	-	-	-	-	0.05		
16	SARIKA JHUNJHUNWALA	4,250	0.08	-	-	-	-	-	-	-	0.08		
17	SAROO BHARTIA	2	0.00	-	-	-	-	-	-	-	0.00		
18	SAVITRI DEVI JINDAL	4,815	0.09	-	-	-	-	-	-	-	0.09		
19	SEEMA JAODIA	49	0.00	-	-	-	-	-	-	-	0.00		
20	SWAMI JINDAL	2,382	0.05	-	-	-	-	-	-	-	0.05		
21	TANVI JINDAL	652	0.01	-	-	-	-	-	-	-	0.01		
22	TARINI JINDAL	651	0.01	-	-	-	-	-	-	-	0.01		
23	TRIPTI JINDAL	652	0.01	-	-	-	-	-	-	-	0.01		
24	URMILA BHUWALKA	48	0.00	-	-	-	-	-	-	-	0.00		
25	URVI JINDAL	631	0.01	-	-	-	-	-	-	-	0.01		
26	HEXA TRADEX LIMITED	100	0.00	-	-	-	-	-	-	-	0.00		
27	GEBE TRADING PRIVATE LIMITED	122,306	2.38	-	-	-	-	-	-	-	2.38		
28	VINAMRA CONSULTANCY PRIVATE LIMITED	121,244	2.36	-	-	-	-	-	-	-	2.36		
29	JSL LIMITED	120,515	2.35	-	-	-	-	-	-	-	2.35		
30	JINDAL COAL PRIVATE LIMITED	124,446	2.42	-	-	-	-	-	-	-	2.42		
31	DANTA ENTERPRISES PRIVATE LIMITED	571,386	11.12	-	-	-	-	-	-	-	11.12		
32	SAHYOG TRADOCORP PRIVATE LIMITED	571,386	11.12	-	-	-	-	-	-	-	11.12		
33	VIRTUOUS TRADOCORP PRIVATE LIMITED	571,386	11.12	-	-	-	-	-	-	-	11.12		
34	GPI TRADING PRIVATE LIMITED	571,386	11.12	-	-	-	-	-	-	-	11.12		
	TOTAL	2,856,510	59.62	-	-	-	-	-	-	-	59.62		




(i)(c)(i) Statement showing holding of securities (including shares, warrants, convertible securities) of persons belonging to the category "Public" and holding more than 1% of the total number of shares

Sr.	Name of shareholder	Details of Shares held		Details of warrants		Details of convertible securities		Total shares (including underlying shares assuming full conversion of warrants and convertible securities) as a % of diluted share capital
		No. of shares	As a % of grand total (A)+(B)+(C) of sub-clause (i)(a)	Number of warrants held	As a % of total number of warrants of the same class	Number of convertible securities held	As a % of total number of convertible securities of the same class	
(i)	(ii)	(iii)	(iv)	(viii)	(ix)	(x)	(xi)	(xii)
1	RICKY ISHWARDAS KIRPALANI	405,561	7.90	-	-	-	-	7.90
2	KESWANI HARESH	304,830	5.93	-	-	-	-	5.93
3	ANIL ARYA	249,285	4.85	-	-	-	-	4.85
4	VAISHALI ARYA	193,316	3.76	-	-	-	-	3.76
5	ACAGIA PARTNERS LP	79,236	1.54	-	-	-	-	1.54
6	ACAGIA INSTITUTIONAL PARTNERS, LP	89,082	1.73	-	-	-	-	1.73
7	IL AND FS TRUST CO LTD	104,244	2.03	-	-	-	-	2.03
	TOTAL	1,425,554	27.76	-	-	-	-	27.76

(i)(c)(ii) Statement showing holding of securities (including shares, warrants, convertible securities) of persons (together with PAC) belonging to the category "Public" and holding more than 5% of the total number of shares of the company

Sr.	Name(s) of the shareholder(s) and the Person acting in Concert (PAC) with them	Details of Shares held		Details of warrants		Details of convertible securities		Total shares (including underlying shares assuming full conversion of warrants and convertible securities) as a % of diluted share capital
		No. of shares	As a % of grand total (A)+(B)+(C) of sub-clause (i)(a)	Number of warrants held	As a % of total number of warrants of the same class	Number of convertible securities held	As a % of total number of convertible securities of the same class	
(i)	(ii)	(iii)	(iv)	(viii)	(ix)	(x)	(xi)	(xii)
1	RICKY ISHWARDAS KIRPALANI (alongwith PAC) Keshwani Hareesh Ricky Ishwardas Kirplani Johnny Kirplani Alisha Kirplani Pooja Vijay Assomull IL AND FS Trust Co. Ltd.	826,519	16.09	-	-	-	-	16.09
2	ANIL ARYA (alongwith PAC) Anil Arya Vaishali Arya	442,601	8.62	-	-	-	-	8.62
	Total	4,42,601						
	TOTAL	1,269,120						24.71



(1)(d) Statement showing details of locked in shares

Sr. no.	Name of shareholder	No. of locked in shares	Locked in shares as a % of total no. of shares I.e. Grand total (A)+(B)+(C) indicated in statement at para (1)(a) above	Promoter / Promoter Group / Public
	NIL	NIL	NIL	NIL
	TOTAL			

(ii)(a) Statement showing details of Depository Receipts (DRs)

Sr. no.	Type of outstanding DR (ADRS, GDRs, SRDs, etc.)	No. of outstanding DRs	No. of shares underlying outstanding DRs	Shares underlying outstanding DRs as a % of total no. of shares I.e. Grand total (A)+(B)+(C) indicated in statement at para (1)(a) above
	NIL	NIL	NIL	NIL
	TOTAL			

(ii)(b) Statement showing holding of Depository Receipts (DRs) where underlying shares held by promoter/promoter group are in excess of 1% of the total number of shares

Sr. no.	Name of DR holder	Type of outstanding DR (ADRS, GDRs SDR, etc.)	No. of underlying outstanding shares	Shares underlying outstanding DRs as a % of total no. of shares I.e. Grand total (A)+(B)+(C) indicated in statement at para (1)(a) above
	NIL	NIL	NIL	NIL
	TOTAL			

(ii)(c) Statement showing the voting pattern of the shareholders, if more than one class of shares / securities is issued by the issuer:

Category code	Category of shareholder	No. of voting right held in each class of security Class X Y Z	Total voting right (III+IV+V)	Total voting Right I.e. (VI) As a % of (A+B)	As a % of (A+B+C) (VIII)
(i)	(ii)	(iii) (iv) (v)	(vi)	(vii)	(viii)

NOT APPLICABLE
The Company has not issued any separate class of shares

