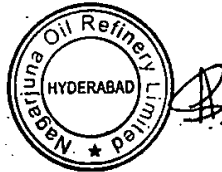


Annexure A

Clause 35 (1) (a)

In table (I)(a), the introductory sub-table detailing the name of the company, scrip code etc., shall be substituted with the following:-

Name of the Company : Nagarjuna Oil Refinery Limited			
Scrip Code , Name of the scrip : NSE : NAGAROil, BSE : 534184			
Class of Security : Equity			
Quarter ended : March 31, 2015			
Partly paid-up shares :-	No. of partly paid-up shares	As a % of total no. of partly paid-up shares	As a % of total no. of shares of the company
Held by promoter/promoter group	-Nil-		
Held by public	-Nil-		
Total	-Nil-		
Outstanding convertible securities :-	No. of outstanding securities	As a % of total no. of outstanding convertible securities	As a % of total no. of shares of the company, assuming full conversion of the convertible securities
Held by promoter/promoter group	-Nil-		
Held by public	-Nil-		
Total	-Nil-		
Warrants :-	No. of warrants	As a % of total no. of warrants	As a % of total no. of shares of the company, assuming full conversion of warrants
Held by promoter/promoter group	-Nil-		
Held by public	-Nil-		
Total	-Nil-		
Total paid-up capital of the company, assuming full conversion of warrants and convertible securities	-Nil-	-Nil-	-Nil-




Annexure A

(I)(a) Statement showing Shareholding Pattern

Category code	Category of shareholder	Number of shareholders	Total number of shares	Number of shares held in dematerialized form	Total shareholding as a percentage of total number of shares		Shares pledged or otherwise encumbered	
					As a percentage of (A+B)1	As a percentage of (A+B+C)	Number of shares	As a percentage
(I)	(II)	(III)	(IV)	(V)	(VI)	(VII)	(VIII)	(IX)= (VIII)/(IV)* 100
(A)	Promoter and Promoter Group2							
(1)	Indian							
(a)	Individuals/ Hindu Undivided Family	-	-	-	-	-	-	-
(b)	Central Government/ State Government(s)	2	2,94,79,990	2,94,79,990	6.88%	6.88%		
(c)	Bodies Corporate	5	13,02,39,652	13,02,39,652	30.42%	30.42%	10,57,81,889	81.22%
(d)	Financial Institutions/ Banks	-	-	-	-	-	-	-
(e)	Any Other (specify)	-	-	-	-	-	-	-
	Sub-Total (A)(1)	7	15,97,19,642	15,97,19,642	37.30%	37.30%		
(2)	Foreign							
(a)	Individuals (Non-Resident Individuals/ Foreign Individuals)	-	-	-	-	-	-	-
(b)	Bodies Corporate	1	40,00,000	40,00,000	0.93%	0.93%		
(c)	Institutions	-	-	-	-	-	-	-
(d)	NRI based Company	1	80,00,000	80,00,000	1.87%	1.87%		
	Sub-Total (A)(2)	2	1,20,00,000	1,20,00,000	2.80%	2.80%		
	Total Shareholding of Promoter and Promoter Group (A)= (A)(1)+(A)(2)	9	17,17,19,642	17,17,19,642	40.10%	40.10%	10,57,81,889	61.60%

1 For determining public shareholding for the purpose of Clause 40A.

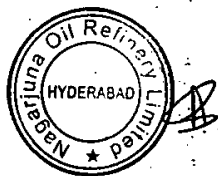
2 For definitions of "Promoter" and "Promoter Group", refer to Clause 40A.



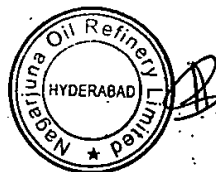
JB

Category code	Category of shareholder	Number of shareholders	Total number of shares	Number of shares held in dematerialized form	Total shareholding as a percentage of total number of shares		Shares pledged or otherwise encumbered	
					As a percentage of (A+B)I (VI)	As a percentage of (A+B+C) (VII)	Number of shares (VIII)	As a percentage (IX)= (VIII)/(IV)*100
(I)	(II)	(III)	(IV)	(V)	(VI)	(VII)	(VIII)	(IX)
(B)	Public shareholding ³						N.A	NA
(1)	Institutions						NA	NA
(a)	Mutual Funds/ UTI	33	2,14,250	4,500	0.05%	0.05%		
(b)	Financial Institutions/ Banks	29	92,376	36,200	0.02%	0.02%		
(c)	Central Government/ State Government(s)	-	-	-	-	-		
(d)	Venture Capital Funds	-	-	-	-	-		
(e)	Insurance Companies	7	78,88,785	78,88,685	1.84%	1.84%		
(f)	Foreign Institutional Investors	18	6,48,864	6,18,614	0.15%	0.15%		
(g)	Foreign Venture Capital Investors	-	-	-	-	-		
(h)	Any Other (specify)	-	-	-	-	-		
	Sub-Total (B)(1)	87	88,44,275	85,47,999	2.07%	2.07%		

3 For definitions of "Public Shareholding", refer to Clause 40A.




Category code	Category of shareholder	Number of shareholders	Total number of shares	Number of shares held in dematerialized form	Total shareholding as a percentage of total number of shares		Shares pledged or otherwise encumbered	
					As a percentage of (A+B)1	As a percentage of (A+B+C)	Number of shares	As a percentage (IX)= (VIII)/(IV)*100
(I)	(II)	(III)	(IV)	(V)	(VI)	(VII)	(VIII)	(IX)
(2)	Non-institutions						NA	NA
(a)	Bodies Corporate	1,887	4,70,92,278	4,67,62,506	11.00%	11.00%		
(b)	i. Individual shareholders holding nominal share capital up to Rs. 1 lakh.	4,25,389	15,81,23,157	12,08,00,657	36.93%	36.93%		
	ii. Individual shareholders holding nominal share capital in excess of Rs. 1 lakh.	49	1,16,91,413	1,16,91,413	2.73%	2.73%		
(c)	Any Other (specify) NRI	3,512	62,16,129	53,12,289	1.45%	1.45%		
	Trusts	173	2,44,94,627	2,43,75,152	5.72%	5.72%		
	Foreign National	1	300	300	0.00%	0.00%		
	Sub-Total (B)(2)	4,31,011	24,76,17,904	20,89,42,317	57.83%	57.83%		
	Total Public Shareholding (B)= (B)(1)+(B)(2)	4,31,098	2,56,462,179	21,74,90,316	59.90%	59.90%	NA	NA
	TOTAL (A)+(B)	4,31,107	42,81,81,821	38,92,09,958	100.00%	100.00%		



Category code	Category of shareholder	Number of shareholders	Total number of shares	Number of shares held in dematerialized form	Total shareholding as a percentage of total number of shares		Shares pledged or otherwise encumbered	
					As a percentage of (A+B)1 (VI)	As a percentage of (A+B+C) (VII)	Number of shares (VIII)	As a percentage (IX)= (VIII)/(IV)*100
(I)	(II)	(III)	(IV)	(V)	(VI)	(VII)	(VIII)	(IX)
(C)	Shares held by Custodians and against which Depository Receipts have been issued				NA	NA	NA	NA
(1)	Promoter and Promoter Group	-Nil-						
(2)	Public	-Nil-						
	GRAND TOTAL (A)+(B)+(C)	4,31,107	42,81,81,821	38,92,09,958	100.00%	100.00%		

NA – Not applicable




In Clause 35, the following amendments shall be made --

I. The Table at I (b) shall stand replaced as under -

(I)(b) Statement showing holding of securities (including shares, warrants, convertible securities) of persons belonging to the category "Promoter and Promoter Group"

Sr. No.	Name of the shareholder	Details of Shares held		Encumbered shares			Details of warrants		Details of convertible securities		Total shares (including underlying shares assuming full conversion of warrants and convertible securities) as a % of diluted share capital
		No. of Shares held	As a % of grand total (A) + (B) + (C)	No.	As a percentage	As a % of grand total (A) + (B) + (C) of sub-clause (I)(a)	Number of warrants held	As a % total number of warrants of the same class	Number of convertible securities held	As a % total number of convertible securities of the same class	
(I)	(II)	(III)	(IV)	(V)	(VI) = (V) / (III) * 100	(VII)	(VIII)	(IX)	(X)	(XI)	(XII)
1	Nagarjuna Management Services Pvt. Ltd.	71447873	16.69%	71447812	100.00%	16.69%	-	-	-	-	16.69%
2.	Nagarjuna Holdings Private Limited	31478300	7.35%	31103149	98.81%	7.26%	-	-	-	-	7.35%
3.	Governor of Andhra Pradesh	19479990	4.55%	-	-	-	-	-	-	-	4.55%
4.	Baron Properties Private Limited	16635427	3.89%	2558928	15.38%	0.60%	-	-	-	-	3.89%
5.	KRIBHCO	10000000	2.34%	-	-	-	-	-	-	-	2.34%
6.	Fireseed Limited	8000000	1.87%	-	-	-	-	-	-	-	1.87%
7.	Saipem SPA	4000000	0.93%	-	-	-	-	-	-	-	0.93%
8.	White Stream Properties Private Limited	2744600	0.64%	672000	24.48%	0.16%	-	-	-	-	0.64%
9.	Nagarjuna Corporation Limited	7933452	1.85%	-	-	-	-	-	-	-	1.85%
	TOTAL	171719642	40.10%	105781889	61.60%	24.70%	-	-	-	-	40.10%




Notes:

1. The Company has taken on record a letter dated November 11, 2012 from Nagarjuna Corporation Limited informing that a Composite Scheme of Arrangement and Amalgamation between Nagarjuna Corporation Limited (NCL) Nagarjuna Management Services private Limited (NMS) Nagarjuna Holdings Private Limited (NHPL) Baron Properties Private Limited (BPPL) White Stream Properties Private Limited (WSPPL) and Growth Stream Properties Private Limited (GSPPL) and their respective shareholders was approved by the Hon'ble High Court of Bombay at Mumbai on September 14, 2012. The Scheme was made effective on November 9, 2012 and necessary disclosures and reports were filed with BSE NSE and SEBI. Pursuant to the scheme NMS NHPL BPPL and WSPPL were merged into NCL. The equity shares held by these companies shall be transferred to NCL after temporary lift of pledge by the banks to whom they are pledged and shall be pledged back again by NCL.
2. The company has received disclosures from NCL and Amlika Mercantile Private Limited (Amlika) that a Scheme of Amalgamation between NCL and Amlika was approved by the Hon'ble High Court of Bombay at Mumbai on May 2, 2014 and the Scheme was made effective on June 19, 2014.
3. Accordingly all the shares mentioned above in points 1 and 2 above and the shares held by NCL shall vest in Amlika pursuant to the Scheme and Amlika shall be the Promoter with effect from June 19, 2014.

2. Table at 1 (c) shall stand replaced with Tables 1 (c) (i) and 1 (c) (ii) as under –

(1)(c)(i) Statement showing holding of securities (including shares, warrants, convertible securities) of persons belonging to the category "Public" and holding more than 1% of the total number of shares

Sr. No.	Name of the shareholder	Number of shares held	Shares as a percentage of total number of shares {i.e., Grand Total (A)+(B)+(C) indicated in Statement at para (1)(a) above}	Details of warrants		Details of convertible securities		Total shares (including underlying shares assuming full conversion of warrants and convertible securities) as a % of diluted share capital
				Number of warrants held	As a % total number of warrants of the same class	Number of convertible securities held	% w.r.t total number of convertible securities of the same class	
1.	Zuari Global limited	2,93,34,310	6.85%	-	-	-	-	6.85%
2	NFCL Employee Welfare Trust	2,43,56,052	5.69%	-	-	-	-	5.69%
3.	Life Insurance Corporation of India	53,73,875	1.26%	-	-	-	-	1.26%
TOTAL		5,90,64,237	13.79%	-	-	-	-	13.79%



(I)(c)(ii) Statement showing holding of securities (including shares, warrants, convertible securities) of persons (together with PAC) belonging to the category "Public" and holding more than 5% of the total number of shares of the company

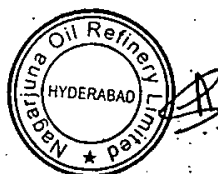
Sr. No.	Name(s) of the shareholder(s) and the Persons Acting in Concert (PAC) with them	Number of shares	Shares as a percentage of total number of shares {i.e., Grand Total (A)+(B)+(C) indicated in Statement at para (I)(a) above}	Details of warrants		Details of convertible securities		Total shares (including underlying shares assuming full conversion of warrants and convertible securities) as a % of diluted share capital
				Number of warrants held	As a % total number of warrants of the same class	Number of convertible securities held	% w.r.t total number of convertible securities of the same class	
1.	Zuari Global limited	2,93,34,310	6.85%	-	-	-	-	6.85%
2	NFCL Employee Welfare Trust	2,43,56,052	5.69%	-	-	-	-	5.69%
TOTAL		5,36,90,362	12.54%	-	-	-	-	12.54%

(I)(d) Statement showing details of locked-in shares

Sr. No.	Name of the shareholder	Category of Shareholders (Promoters / Public)	Number of locked-in shares	Locked-in shares as a percentage of total number of shares {i.e., Grand Total (A)+(B)+(C) indicated in Statement at para (I)(a) above}
1.	- N A -			
TOTAL				

(II)(a) Statement showing details of Depository Receipts (DRs)

Sr. No.	Type of outstanding DR (ADRs, GDRs, SDRs, etc.)	Number of outstanding DRs	Number of shares underlying outstanding DRs	Shares underlying outstanding DRs as a percentage of total number of shares {i.e., Grand Total (A)+(B)+(C) indicated in Statement at para (I)(a) above}
1.	- N A -			
2.				
TOTAL				



(II)(b) Statement showing holding of Depository Receipts (DRs), where underlying shares held by 'promoter/promoter group' are in excess of 1% of the total number of shares

Sr. No.	Name of the DR Holder	Type of outstanding DR (ADRs, GDRs, SDRs, etc.)	Number of shares underlying outstanding DRs	Shares underlying outstanding DRs as a percentage of total number of shares {i.e., Grand Total (A)+(B)+(C) indicated in Statement at para (I)(a) above}
1.	- N A -			
2.				
TOTAL				

Certified True Copy//
Mangalore Refinery Limited


Secretary