


**Annexure A**

Clause 35 (i) (a)

In table (I)(a), the introductory sub-table detailing the name of the company, scrip code etc., shall be substituted with the following:-

Name of the Company : <b>Nagarjuna Oil Refinery Limited</b>			
Scrip Code , Name of the scrip : <b>NSE : NAGAROIL</b> <b>BSE : 534184</b>			
Class of Security : <b>Equity</b>			
Quarter ended : <b>June 30, 2014</b>			
<b>Partly paid-up shares :-</b>	<b>No. of partly paid-up shares</b>	<b>As a % of total no. of partly paid-up shares</b>	<b>As a % of total no. of shares of the company</b>
Held by promoter/promoter group	-Nil-		
Held by public	-Nil-		
<b>Total</b>	<b>-Nil-</b>		
<b>Outstanding convertible securities :-</b>	<b>No. of outstanding securities</b>	<b>As a % of total no. of outstanding convertible securities</b>	<b>As a % of total no. of shares of the company, assuming full conversion of the convertible securities</b>
Held by promoter/promoter group	-Nil-		
Held by public	-Nil-		
<b>Total</b>	<b>-Nil-</b>		
<b>Warrants :-</b>	<b>No. of warrants</b>	<b>As a % of total no. of warrants</b>	<b>As a % of total no. of shares of the company, assuming full conversion of warrants</b>
Held by promoter/promoter group	-Nil-		
Held by public	-Nil-		
<b>Total</b>	<b>-Nil-</b>		
<b>Total paid-up capital of the company, assuming full conversion of warrants and convertible securities</b>	<b>-Nil-</b>	<b>-Nil-</b>	<b>-Nil-</b>



Annexure A


:-

**"(I)(a) Statement showing Shareholding Pattern**

Category code	Category of shareholder	Number of shareholders	Total number of shares	Number of shares held in dematerialized form	Total shareholding as a percentage of total number of shares		Shares pledged or otherwise encumbered	
					As a percentage of (A+B)1	As a percentage of (A+B+C)	Number of shares	As a percentage (IX)= (VIII)/(IV)* 100
(I)	(II)	(III)	(IV)	(V)	(VI)	(VII)	(VIII)	(IX)
(A)	<b>Promoter and Promoter Group2</b>						-	-
(1)	<b>Indian</b>						-	-
(a)	Individuals/ Hindu Undivided Family	-	-	-	-	-		
(b)	Central Government/ State Government(s)	2	2,94,79,990	2,94,79,990	6.88%	6.88%		
(c)	Bodies Corporate	5	13,02,39,591	13,02,39,591	30.42%	30.42%	10,57,81,889	81.22%
(d)	Financial Institutions/ Banks	-	-	-	-	-		
(e)	Any Other (specify)	-	-	-	-	-		
	<b>Sub-Total (A)(1)</b>	<b>7</b>	<b>15,97,19,581</b>	<b>15,97,19,581</b>	<b>37.30%</b>	<b>37.30%</b>		
(2)	<b>Foreign</b>							
(a)	Individuals (Non-Resident Individuals/ Foreign Individuals)	-	-	-	-	-		
(b)	Bodies Corporate	1	40,00,000	40,00,000	0.93%	0.93%		
(c)	Institutions	-	-	-	-	-		
(d)	NRI based Company	1	80,00,000	80,00,000	1.87%	1.87%		
	<b>Sub-Total (A)(2)</b>	<b>2</b>	<b>1,20,00,000</b>	<b>1,20,00,000</b>	<b>2.80%</b>	<b>2.80%</b>		
	<b>Total Shareholding of Promoter and Promoter Group (A)= (A)(1)+(A)(2)</b>	<b>9</b>	<b>17,17,19,581</b>	<b>17,17,19,581</b>	<b>40.10%</b>	<b>40.10%</b>	<b>1,05,781,889</b>	<b>61.60%</b>


1 For determining public shareholding for the purpose of Clause 40A.

2 For definitions of "Promoter" and "Promoter Group", refer to Clause 40A.




Category code	Category of shareholder	Number of shareholders	Total number of shares	Number of shares held in dematerialized form	Total shareholding as a percentage of total number of shares		Shares pledged or otherwise encumbered	
					As a percentage of (A+B) <sup>1</sup>	As a percentage of (A+B+C)	Number of shares	As a percentage  (IX)= (VIII)/(IV)*100
(I)	(II)	(III)	(IV)	(V)	(VI)	(VII)	(VIII)	(IX)
(B)	Public shareholding <sup>3</sup>						N.A	NA
(I)	Institutions						NA	NA
(a)	Mutual Funds/ UTI	33	2,14,250	4,500	0.05%	0.05%		
(b)	Financial Institutions/ Banks	29	1,07,376	51,200	0.03%	0.03%		
(c)	Central Government/ State Government(s)	-	-	-	-	-		
(d)	Venture Capital Funds	-	-	-	-	-		
(e)	Insurance Companies	7	80,59,785	80,59,685	1.88%	1.88%		
(f)	Foreign Institutional Investors	23	27,67,186	27,36,936	0.65%	0.65%		
(g)	Foreign Venture Capital Investors	-	-	-	-	-		
(h)	Any Other (specify)	-	-	-	-	-		
	<b>Sub-Total (B)(1)</b>	<b>92</b>	<b>1,11,48,597</b>	<b>1,08,52,321</b>	<b>2.60%</b>	<b>2.60%</b>		

3 For definitions of "Public Shareholding", refer to Clause 40A.




Category code	Category of shareholder	Number of shareholders	Total number of shares	Number of shares held in dematerialized form	Total shareholding as a percentage of total number of shares		Shares pledged or otherwise encumbered	
					As a percentage of (A+B) I	As a percentage of (A+B+C)	Number of shares	As a percentage (IX)= (VIII)/(IV)*100
(I)	(II)	(III)	(IV)	(V)	(VI)	(VII)	(VIII)	(IX)
(2)	Non-institutions						NA	NA
(a)	Bodies Corporate	2,042	4,84,12,532	4,80,79,910	11.31%	11.31%		
(b)	Individuals - i. Individual shareholders holding nominal share capital up to Rs. 1 lakh.	4,37,212	15,98,66,675	12,19,95,946	37.34%	37.34%		
	ii. Individual shareholders holding nominal share capital in excess of Rs. 1 lakh.	33	58,67,502	58,67,502	1.37%	1.37%		
(c)	Any Other (specify) NRI	3,630	66,72,007	57,56,467	1.56%	1.56%		
	Trusts	173	2,44,94,627	2,43,75,152	5.72%	5.72%		
	Foreign National	1	300	300	0.00%	0.00%		
	Sub-Total (B)(2)	4,43,091	24,53,13,643	20,60,75,277	57.29%	57.29%		
	Total Public Shareholding (B)= (B)(1)+(B)(2)	4,43,183	25,64,62,240	21,69,27,598	59.90%	59.90%	NA	NA
	TOTAL (A)+(B)	4,43,192	42,81,81,821	38,86,47,179	100.00%	100.00%		



Category code	Category of shareholder	Number of shareholders	Total number of shares	Number of shares held in dematerialized form	Total shareholding as a percentage of total number of shares		Shares pledged or otherwise encumbered	
					As a percentage of (A+B)I	As a percentage of (A+B+C)	Number of shares	As a percentage (IX)= (VIII)/(IV)*10 0
(I)	(II)	(III)	(IV)	(V)	(VI)	(VII)	(VIII)	(IX)
(C)	Shares held by Custodians and against which Depository Receipts have been issued				NA	NA	NA	NA
(1)	Promoter and Promoter Group	-Nil-						
(2)	Public	-Nil-						
	<b>GRAND TOTAL (A)+(B)+(C)</b>	<b>4,43,192</b>	<b>42,81,81,821</b>	<b>38,86,47,179</b>	<b>100.00%</b>	<b>100.00%</b>		

NA – Not applicable



In Clause 35, the following amendments shall be made –


1. The Table at I (b) shall stand replaced as under -

**(I)(b) Statement showing holding of securities (including shares, warrants, convertible securities) of persons belonging to the category “Promoter and Promoter Group”**

Sr. No.	Name of the shareholder	Details of Shares held		Encumbered shares			Details of warrants		Details of convertible securities		Total shares (including underlying shares assuming full conversion of warrants and convertible securities) as a % of diluted share capital
		No. of Shares held	As a % of grand total (A) + (B) + (C)	No.	As a percentage	As a % of grand total (A) + (B) + (C) of sub-clause (I)(a)	Number of warrants held	As a % total number of warrants of the same class	Number of convertible securities held	As a % total number of convertible securities of the same class	
(I)	(II)	(III)	(IV)	(V)	(VI) = (V) / (III)* 100	(VII)	(VIII)	(IX)	(X)	(XI)	(XII)
1	Nagarjuna Management Services Pvt. Ltd.	71447812	16.69%	71447812	100.00%	16.69%	-	-	-	-	16.69%
2.	Nagarjuna Holdings Private Limited	31478300	7.35%	31103149	98.81%	7.26%	-	-	-	-	7.35%
3.	Governor of Andhra Pradesh	19479990	4.55%	-	-	-	-	-	-	-	4.55%
4.	Baron Properties Private Limited	16635427	3.89%	2558928	15.38%	0.60%	-	-	-	-	3.89%
5.	KRIBHCO	10000000	2.34%	-	-	-	-	-	-	-	2.34%
6.	Fireseed Limited	8000000	1.87%	-	-	-	-	-	-	-	1.87%
7.	Saipem SPA	4000000	0.93%	-	-	-	-	-	-	-	0.93%
8.	White Stream Properties Private Limited	2744600	0.64%	672000	24.48%	0.16%	-	-	-	-	0.64%
9.	Nagarjuna Corporation Limited	7933452	1.85%	-	-	-	-	-	-	-	1.85%
<b>TOTAL</b>		<b>171719581</b>	<b>40.10%</b>	<b>105781889</b>	<b>61.60%</b>	<b>24.70%</b>	<b>-</b>	<b>-</b>	<b>-</b>	<b>-</b>	<b>40.10%</b>

**Notes:**

1. The Company has taken on record a letter dated November 11, 2012 from Nagarjuna Corporation Limited informing that a Composite Scheme of Arrangement and Amalgamation between Nagarjuna Corporation Limited (NCL) Nagarjuna Management Services private Limited (NMS) Nagarjuna Holdings Private Limited (NHPL) Baron Properties Private Limited (BPPL) White Stream Properties Private Limited (WSPPL) and Growth Stream Properties Private Limited (GSPPL) and their respective shareholders was approved by the Hon'ble High Court of Bombay at Mumbai on September 14 2012. The Scheme



was made effective on November 9 2012 and necessary disclosures and reports were filed with BSE NSE and SEBI. Pursuant to the scheme NMS NHPL BPPL and WSPPL were merged into NCL. The equity shares held by these companies shall be transferred to NCL after temporary lift of pledge by the banks to whom they are pledged and shall be pledged back again by NCL.

- The company has received disclosures from NCL and Amlika Mercantile Private Limited, that a Scheme of Amalgamation between NCL and Amlika was approved by the Hon'ble High Court of Bombay at Mumbai on May 2, 2014 and the Scheme was made effective on June 19, 2014.
- Accordingly, all the shares mentioned above in points 1,2 above and the shares held by NCL shall vest in Amlika pursuant to the Scheme and Amlika shall be the Promoter with effect from June 19, 2014.

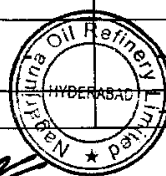
2. Table at I (c) shall stand replaced with Tables I (c) (i) and I (c) (ii) as under –

**I(c)(i) Statement showing holding of securities (including shares, warrants, convertible securities) of persons belonging to the category "Public" and holding more than 1% of the total number of shares**

Sr. No.	Name of the shareholder	Number of shares held	Shares as a percentage of total number of shares {i.e., Grand Total (A)+(B)+(C) indicated in Statement at para (I)(a) above}	Details of warrants		Details of convertible securities		Total shares (including underlying shares assuming full conversion of warrants and convertible securities) as a % of diluted share capital
				Number of warrants held	As a % total number of warrants of the same class	Number of convertible securities held	% w.r.t total number of convertible securities of the same class	
1.	Zuari Global limited	2,93,34,310	6.85%	-	-	-	-	6.85%
2	NFCL Employee Welfare Trust	2,43,56,052	5.69%	-	-	-	-	5.69%
3.	Life Insurance Corporation of India	53,73,875	1.26%	-	-	-	-	1.26%
<b>TOTAL</b>		<b>5,90,64,237</b>	<b>13.79%</b>	<b>-</b>	<b>-</b>	<b>-</b>	<b>-</b>	<b>13.79%</b>

**I(c)(ii) Statement showing holding of securities (including shares, warrants, convertible securities) of persons (together with PAC) belonging to the category "Public" and holding more than 5% of the total number of shares of the company**

Sr. No.	Name(s) of the shareholder(s) and the Persons Acting in Concert (PAC) with them	Number of shares	Shares as a percentage of total number of shares {i.e., Grand Total (A)+(B)+(C) indicated in Statement at para (I)(a) above}	Details of warrants		Details of convertible securities		Total shares (including underlying shares assuming full conversion of warrants and convertible securities) as a % of diluted share capital
				Number of warrants held	As a % total number of warrants of the same class	Number of convertible securities held	% w.r.t total number of convertible securities of the same class	
1.	Zuari Global limited	2,93,34,310	6.85%	-	-	-	-	6.85%
2	NFCL Employee Welfare Trust	2,43,56,052	5.69%	-	-	-	-	5.69%
<b>TOTAL</b>		<b>5,36,90,362</b>	<b>12.54%</b>	<b>-</b>	<b>-</b>	<b>-</b>	<b>-</b>	<b>12.54%</b>



(I)(d) Statement showing details of locked-in shares

Sr. No.	Name of the shareholder	Category of Shareholders (Promoters / Public)	Number of locked-in shares	Locked-in shares as a percentage of total number of shares {i.e., Grand Total (A)+(B)+(C) indicated in Statement at para (I)(a) above}
1.	- N A -			
TOTAL				

(II)(a) Statement showing details of Depository Receipts (DRs)

Sr. No.	Type of outstanding DR (ADRs, GDRs, SDRs, etc.)	Number of outstanding DRs	Number of shares underlying outstanding DRs	Shares underlying outstanding DRs as a percentage of total number of shares {i.e., Grand Total (A)+(B)+(C) indicated in Statement at para (I)(a) above}
1.	- N A -			
2.				
TOTAL				

(II)(b) Statement showing holding of Depository Receipts (DRs), where underlying shares held by 'promoter/promoter group' are in excess of 1% of the total number of shares

Sr. No.	Name of the DR Holder	Type of outstanding DR (ADRs, GDRs, SDRs, etc.)	Number of shares underlying outstanding DRs	Shares underlying outstanding DRs as a percentage of total number of shares {i.e., Grand Total (A)+(B)+(C) indicated in Statement at para (I)(a) above}
1.	- N A -			
2.				
TOTAL				

T. Vamsi Krishna

