



(1)(a) STATEMENT SHOWING SHAREHOLDING PATTERN IN CLAUSE-35

NAME OF THE COMPANY: NTPC LTD		Name of the Scrip: NTPC	
SCRIP CODE:	532555		
Class of Security:	Equity		
QUARTER ENDED:	30/06/2014		
Partly paid-up shares	No. of partly paid-up shares	As a % of total no. of partly paid-up shares	As a % of total no. of shares of the Company.
Held by promoter/promoter group	0	0	0
Held by Public	0	0	0
<b>Total:</b>	0	0	0
Outstanding convertible securities:	No. of outstanding securities	As a % of total no. of outstanding convertible securities.	As a % of total no. of shares of the Company assuming full conversion of the convertible securities
Held by promoter/promoter group	0	0	0
Held by Public	0	0	0
<b>Total:</b>	0	0	0
Warrants:	No. of warrants	As a % of total no. of warrants	As a % of total no. of shares of the Company, assuming full conversion of warrants
Held by promoter/promoter group	0	0	0
Held by Public	0	0	0
<b>Total:</b>	0	0	0
<b>Total paid-up capital of the Company, assuming full conversion of warrants and convertible securities</b>	<b>8245464400 Shares for Rs.10/- Each</b>	<b>0</b>	<b>100.00</b>



CATE- GORY CODE	CATEGORY OF SHAREHOLDER	NO OF SHARE- HOLDERS	TOTAL NUMBER OF SHARES	NO OF SHARES HELD IN DEMAT FORM	TOTAL SHAREHOLDING AS A % OF TOTAL NO OF SHARES		SHARES PLEDGE OR OTHERWISE ENCUMBERED	
					AS a PERCENTAG E of (A+B)	(VI)	As a %of (A+B+C)	(VII)
(i)	(ii)	(iii)	(iv)	(v)	(vi)	(vii)	(viii)	(ix)=(viii)/(i v)*100
<b>(A)</b>	<b>PROMOTER AND PROMOTER GROUP</b>							
(1)	INDIAN	0	0	0	0.00	0.00	0	0.00
(a)	Individual /HUF							
(b)	Central Government/State Government(s)	1	6180614980	6180614980	74.96	74.96	0	0.00
(c)	Bodies Corporate	0	0	0	0.00	0.00	0	0.00
(d)	Financial Institutions / Banks	0	0	0	0.00	0.00	0	0.00
(e)	Others	0	0	0	0.00	0.00	0	0.00
	<b>Sub-Total A(1) :</b>	<b>1</b>	<b>6180614980</b>	<b>6180614980</b>	<b>74.96</b>	<b>74.96</b>	<b>0</b>	<b>0.00</b>
(2)	FOREIGN							
(a)	Individuals (NRIs/Foreign Individuals)	0	0	0	0.00	0.00	0	0.00
(b)	Bodies Corporate	0	0	0	0.00	0.00	0	0.00
(c)	Institutions	0	0	0	0.00	0.00	0	0.00
(d)	Qualified Foreign Investor	0	0	0	0.00	0.00	0	0.00
(e)	Others	0	0	0	0.00	0.00	0	0.00
	<b>Sub-Total A(2) :</b>	<b>0</b>	<b>0</b>	<b>0</b>	<b>0.00</b>	<b>0.00</b>	<b>0</b>	<b>0.00</b>
	<b>Total A=A(1)+A(2)</b>	<b>1</b>	<b>6180614980</b>	<b>6180614980</b>	<b>74.96</b>	<b>74.96</b>	<b>0</b>	<b>0.00</b>
<b>(B)</b>	<b>PUBLIC SHAREHOLDING</b>							
(1)	INSTITUTIONS							
(a)	Mutual Funds /UTI	141	45727092	45727092	0.55	0.55	0	0.00
(b)	Financial Institutions /Banks	104	808029879	808029879	9.80	9.80	0	0.00




CATEGORY OF SHAREHOLDER	NO OF SHARE-HOLDERS	TOTAL NUMBER OF SHARES	NO OF SHARES HELD IN DEMAT FORM	TOTAL SHAREHOLDING AS A % OF TOTAL NO OF SHARES		SHARES PLEDGE OR OTHERWISE ENCUMBERED
				AS a PERCENTAGE OF (A+B)	AS a % of (A+B+C)	
(i)	(iii)	(iv)	(v)	(vi)	(vii)	(viii)
(ii)						(ix)=(viii)/(i)*100
Central Government / State Government(s)	0	0	0	0.00	0.00	
Venture Capital Funds	0	0	0	0.00	0.00	
Insurance Companies	101	103955567	103955567	1.26	1.26	
Foreign Institutional Investors	494	878974326	878974326	10.66	10.66	
Foreign Venture Capital Investors	0	0	0	0.00	0.00	
Qualified Foreign Investor	0	0	0	0.00	0.00	
Others	0	0	0	0.00	0.00	
<b>Sub-Total B(1) :</b>	<b>840</b>	<b>1836686864</b>	<b>1836686864</b>	<b>22.28</b>	<b>22.28</b>	
(2) NON-INSTITUTIONS						
(a) Bodies Corporate	3734	43730518	43730518	0.53	0.53	
(b) Individuals						
(i) Individuals holding nominal share capital upto Rs.1 lakh	730155	154253050	154181523	1.87	1.87	
(ii) Individuals holding nominal share capital in excess of Rs.1 lakh	569	17714891	17714891	0.21	0.21	
(c) Others						
TRUSTS	94	4572235	4572235	0.06	0.06	
NON RESIDENT INDIANS	7989	4991814	4943037	0.06	0.06	
FOREIGN NATIONALS	4	2590	2590	0.00	0.00	
FOREIGN BODIES	1	1500	1500	0.00	0.00	
DIRECTORS	12	21543	21543	0.00	0.00	
CLEARING MEMBERS	403	2874415	2874415	0.03	0.03	
Qualified Foreign Investor	0	0	0	0.00	0.00	
<b>Sub-Total B(2) :</b>	<b>742961</b>	<b>228162556</b>	<b>228042252</b>	<b>2.77</b>	<b>2.77</b>	



CATE- GORY CODE	CATEGORY OF SHAREHOLDER	NO OF SHARE- HOLDERS	TOTAL NUMBER OF SHARES	NO OF SHARES HELD IN DEMAT FORM	TOTAL SHAREHOLDING AS A % OF TOTAL NO OF SHARES		SHARES PLEDGE OR OTHERWISE ENCUMBERED	
					AS a PERCENTAG E of (A+B)	As a %of (A+B+C)	NUMBER OF SHARES	AS a %
(I)	(II)	(III)	(IV)	(V)	(VI)	(VII)	(VIII)	(IX)=(VIII)/(I V)*100
	Total B=B(1)+B(2) :	743801	2064849420	2064729116	25.04	25.04		
	Total (A+B) :	743802	8245464400	8245344096	100.00	100.00		
(C)	Shares held by custodians, against which Depository Receipts have been issued							
(1)	Promoter and Promoter Group	0	0	0	0.00	0.00		
(2)	Public							
	<b>GRAND TOTAL (A+B+C) :</b>	<b>743802</b>	<b>8245464400</b>	<b>8245344096</b>	<b>100.00</b>	<b>0.00</b>	<b>0</b>	<b>0.00</b>



Statement showing holding of securities (including shares, warrants, convertible securities) of persons belonging to the category "Promoter and Promoter Group"												
Sr.No	Name of the Shareholder	Details of Shares held			Encumbered shares (*)			Details of Warrants		Details of convertible securities		Total Shares (including underlying shares assuming full conversion of warrants and convertible securities) as a % of diluted share capital
		No. of Shares held	As a % of grand total (A)+(B)+(C)	Pledge Shares	AS a percentage	AS a % of grand total (A) + (B) + (C) of sub-clause (I)(a)	Number of warrants held	As a % total number of warrants of the same class	Number of convertible securities held	As a % total number of convertible securities of the same class		
(I)	(II)	(III)	(IV)	(V)	(VI)=(V)/(III)*100	(VII)	(VIII)	(IX)	(X)	(XI)	(XII)	
1	PRESIDENT OF INDIA	6180614980	74.96	0	0.00	0.00	0	0.00	0	0.00	0	74.96
	<b>TOTAL :</b>	<b>6180614980</b>	<b>74.96</b>	<b>0</b>	<b>0.00</b>	<b>0.00</b>	<b>0</b>	<b>0.00</b>	<b>0</b>	<b>0.00</b>	<b>0</b>	<b>74.96</b>




Statement showing holding of securities (including shares, warrants, convertible securities) of persons belonging to the category "Public" and holding more than 1% of the total number of shares						
Sr.No.	Name of the shareholder	Number of shares held	Shares as a percentage of total number of shares {i.e., Grant total (A)+(B)+(C) indicated in Statement at para (1)(a) above}	Details of warrants		Total shares (including underlying shares assuming full conversion of warrants and convertible securities) as a % of diluted share capital)
				Number of warrants held	As a % total number of warrants of the same class	
				Number of convertible securities held	% w.r.t total number of convertible securities of the same class	
1	LIFE INSURANCE CORPORATION OF INDIA	725440930	8.80	0	0.00	8.80
<b>TOTAL :</b>				<b>0</b>	<b>0.00</b>	<b>8.80</b>



(I)(c)(ii) Statement showing holding of securities (including shares, warrants, convertible securities) of persons (together with PAC) belonging to the category "Public" and holding more than 5% of the total number of shares of the company						
Sr.No.	Name(s) of the shareholder(s) and the Persons Acting in Concert (PAC) with them	Number of shares held	Shares as a percentage of total number of shares {i.e., Grant total (A)+(B)+(C) indicated in Statement at para (I)(a) above}	Details of warrants		Total shares (including underlying shares assuming full conversion of warrants and convertible securities) as a % of diluted share capital)
				Number of warrants held	As a % total number of warrants of the same class	
				Number of convertible securities held	% w.r.t total number of convertible securities of the same class	
1	LIFE INSURANCE CORPORATION OF INDIA	725440930	8.80	0	0.00	8.80
<b>TOTAL :</b>				<b>0</b>	<b>0.00</b>	<b>8.80</b>




STATEMENT SHOWING DETAILS OF LOCKED-IN SHARES"			
(I)(d)	Name of the shareholder	Number of locked-in shares	Locked-in shares as a (%) percentage of total number of shares {i.e, Grand Total (A)+(B)+(C) Indicated in Statement at para (I)(a) above}
			Promoter/Promoter Group/Public
	<b>TOTAL :</b>	<b>0</b>	<b>0</b>





STATEMENT SHOWING DETAILS OF DEPOSITORY RECEIPTS (DRS)				
(II)(a)				
Sr.No.	Type of outstanding DR (ADRs,GDRs,SDRs,etc.)	Number of outstanding DRs	Number of shares underlying outstanding DRs	Shares underlying outstanding DRs as a percentage of total number of shares {i.e., Grand Total (A)+(B)+(C) indicated in Statement at Para(I)(a) above}
	<b>TOTAL :</b>	<b>0</b>	<b>0</b>	<b>0</b>



Statement showing Holding of Depository Receipts (DRs), where underlying shares held by "Promoter/Promoter group" are in excess of 1% of the total number shares.				
(ii)(b)	Name of the DR Holder	Type of outstanding DR (ADRs, GDRs, SDRs, etc.)	Number of shares underlying outstanding DRs	Shares underlying outstanding DRs as a percentage of total number of shares {i.e., Grand Total (A)+(B)+(C) indicated in Statement at para (i)(a) above}
Sr.No.				
	<b>TOTAL :</b>		0	0

