


(1)(a) STATEMENT SHOWING SHAREHOLDING PATTERN IN CLAUSE-35


NAME OF THE COMPANY: NTPC LTD		Name of the Scrip: NTPC	
SCRIP CODE:	532555		
Class of Security:	Equity		
QUARTER ENDED:	13/06/2014		
Partly paid-up shares	No. of partly paid-up shares	As a % of total no. of partly paid-up shares	As a % of total no. of shares of the Company.
Held by promoter/promoter group	0	0	0
Held by Public	0	0	0
Total:	0	0	0
Outstanding convertible securities:	No. of outstanding securities	As a % of total no. of outstanding convertible securities.	As a % of total no. of shares of the Company assuming full conversion of the convertible securities
Held by promoter/promoter group	0	0	0
Held by Public	0	0	0
Total:	0	0	0
Warrants:	No. of warrants	As a % of total no. of warrants	As a % of total no. of shares of the Company, assuming full conversion of warrants
Held by promoter/promoter group	0	0	0
Held by Public	0	0	0
Total:	0	0	0
Total paid-up capital of the Company, assuming full conversion of warrants and convertible securities	8245464400 Shares of Rs.10/- Each	0	100.00



CATEGORY CODE	CATEGORY OF SHAREHOLDER	NO OF SHARE HOLDERS	TOTAL NUMBER OF SHARES	NO OF SHARES HELD IN DEMAT FORM	TOTAL SHAREHOLDING AS A % OF TOTAL NO OF SHARES		No. OF SHARES	SHARES PLEDGE OR OTHERWISE ENCUMBERED
					AS a % of (A+B)	As a % of (A+B+C)		
					(VI)	(VII)	(VIII)	(IX)=(VIII)/(IV) *100
(I)	(III)	(III)	(IV)	(V)	(VI)	(VII)	(VIII)	(IX)=(VIII)/(IV) *100
(A)	PROMOTER AND PROMOTER GROUP							
(1)	INDIAN							
(a)	Individual /HUF	0	0	0	0.00	0.00	0	0.00
(b)	Central Government/State Government(s)	1	6180614980	6180614980	74.96	74.96	0	0.00
(c)	Bodies Corporate	0	0	0	0.00	0.00	0	0.00
(d)	Financial Institutions / Banks	0	0	0	0.00	0.00	0	0.00
(e)	Others	0	0	0	0.00	0.00	0	0.00
	Sub-Total A(1) :	1	6180614980	6180614980	74.96	74.96	0	0.00
(2)	FOREIGN							
(a)	Individuals (NRIs/Foreign Individuals)	0	0	0	0.00	0.00	0	0.00
(b)	Bodies Corporate	0	0	0	0.00	0.00	0	0.00
(c)	Institutions	0	0	0	0.00	0.00	0	0.00
(d)	Qualified Foreign Investor	0	0	0	0.00	0.00	0	0.00
(e)	Others	0	0	0	0.00	0.00	0	0.00
	Sub-Total A(2) :	0	0	0	0.00	0.00	0	0.00
	Total A=A(1)+A(2)	1	6180614980	6180614980	74.96	74.96	0	0.00
(B)	PUBLIC SHAREHOLDING							
(1)	INSTITUTIONS							
(a)	Mutual Funds /UTI	140	45461928	45461928	0.55	0.55	0	0.00
(b)	Financial Institutions /Banks	105	807177708	807177708	9.79	9.79	0	0.00
(c)	Central Government / State Government(s)	0	0	0	0.00	0.00	0	0.00
(d)	Venture Capital Funds	0	0	0	0.00	0.00	0	0.00




CATEGORY CODE	CATEGORY OF SHAREHOLDER	NO OF SHARE HOLDERS	TOTAL NUMBER OF SHARES	NO OF SHARES HELD IN DEMAT FORM	TOTAL SHAREHOLDING AS A % OF TOTAL NO OF SHARES		SHARES PLEDGE OR OTHERWISE ENCUMBERED	
					AS a % of (A+B) SHARES	AS a % of (A+B+C) SHARES		
(i)	(ii)	(iii)	(iv)	(v)	(vi)	(vii)	(viii)	(ix) = (viii)/(iv) *100
(e)	Insurance Companies	108	112172034	112172034	1.36	1.36		
(f)	Foreign Institutional Investors	499	871837890	871837890	10.57	10.57		
(g)	Foreign Venture Capital Investors	0	0	0	0.00	0.00		
(h)	Qualified Foreign Investor	0	0	0	0.00	0.00		
(i)	Others	0	0	0	0.00	0.00		
	Sub-Total B(1) :	852	1836649560	1836649560	22.27	22.27		
(2)	NON-INSTITUTIONS							
(a)	Bodies Corporate	3778	44599260	44599260	0.54	0.54		
(b)	Individuals							
	(i) Individuals holding nominal share capital upto Rs. 1 lakh	724049	151687344	151614524	1.84	1.84		
	(ii) Individuals holding nominal share capital in excess of Rs. 1 lakh	542	16832822	16832822	0.20	0.20		
(c)	Others							
	TRUSTS	91	4396105	4396105	0.05	0.05		
	NON RESIDENT INDIANS	7892	4891662	4842885	0.06	0.06		
	FOREIGN NATIONALS	4	2590	2590	0.00	0.00		
	FOREIGN BODIES	1	1500	1500	0.00	0.00		
	DIRECTORS	12	21543	21543	0.00	0.00		
	CLEARING MEMBERS	487	5767034	5767034	0.07	0.07		
(d)	Qualified Foreign Investor	0	0	0	0.00	0.00		
	Sub-Total B(2) :	736856	228199860	228078263	2.77	2.77		
	Total B=B(1)+B(2) :	737708	2064849420	2064727823	25.04	25.04		
	Total (A+B) :	737709	8245464400	8245342803	100.00	100.00		




CATEGORY CODE	CATEGORY OF SHAREHOLDER	NO OF SHARE HOLDERS	TOTAL NUMBER OF SHARES	NO OF SHARES HELD IN DEMAT FORM	TOTAL SHAREHOLDING AS A % OF TOTAL NO OF SHARES		SHARES PLEDGE OR OTHERWISE ENCUMBERED	
					AS a % of (A+B) (A+B+C)	AS a % of (A+B+C)	No. OF SHARES	AS a %
(I)	(III)	(III)	(IV)	(V)	(VI)	(VII)	(VIII)	(IX)=(VIII)/(IV)*100
(C)	Shares held by custodians, against which Depository Receipts have been issued							
(1)	Promoter and Promoter Group							
(2)	Public	0	0	0	0.00	0.00		
	GRAND TOTAL (A+B+C) :	737709	8245464400	8245342803	100.00	0.00	0	0.00




Sr.No	Name of the Shareholder	Details of Shares held			Encumbered shares (*)			Details of Warrants			Details of convertible securities			Total Shares (including underlying shares assuming full conversion of warrants and convertible securities) as a % of diluted share capital
		No. of Shares held	As a % of grand total (A)+(B)+(C)	Pledge Shares	AS a % (VI)=(V)/(III) *100	AS a % of grand total (A) + (B) + (C) of sub-clause (i)(a)	Number of warrants held	As a % total number of warrants of the same class	Number of convertible securities held	As a % total number of convertible securities of the same class	(XII)			
(i)	(ii)	(iii)	(iv)	(v)	(VI)=(V)/(III) *100	(vii)	(viii)	(ix)	(x)	(xi)	(xii)			
1	PRESIDENT OF INDIA	6180614980	74.96	0	0.00	0.00	0	0.00	0	0.00	74.96			
	TOTAL :	6180614980	74.96	0	0.00	0.00	0	0.00	0	0.00	74.96			



(1)(c)(i) Statement showing holding of securities (including shares, warrants, convertible securities) of persons belonging to the category "Public" and holding more than 1% of the total number of shares									
Sr.No.	Name of the shareholder	Number of shares held	Shares as a percentage of total number of shares (i.e., Grant total (A)+(B)+(C) indicated in Statement at para (1)(a) above)	Details of warrants		Details of convertible securities		Total shares (including underlying shares assuming full conversion of warrants and convertible securities) as a % of diluted share capital)	
				Number of warrants held	As a % total number of warrants of the same class	Number of convertible securities held	% w.r.t total number of convertible securities of the same class		
1	LIFE INSURANCE CORPORATION OF INDIA	725440930	8.80	0	0.00	0	0.00	8.80	
TOTAL :		725440930	8.80	0	0.00	0	0.00	8.80	



(i)(c)(ii) Statement showing holding of securities (including shares, warrants, convertible securities) of persons (together with PAC) belonging to the category "Public" and holding more than 5% of the total number of shares of the company									
Sr.No.	Name(s) of the shareholder(s) and the Persons Acting in Concert (PAC) with them	Number of shares held	Shares as a percentage of total number of shares (i.e., Grant total (A)+(B)+(C) indicated in Statement at para (i)(a) above)	Details of warrants		Details of convertible securities		Total shares (including underlying shares assuming full conversion of warrants and convertible securities) as a % of diluted share capital)	
				Number of warrants held	As a % total number of warrants of the same class	Number of convertible securities held	% w.r.t total number of convertible securities of the same class		
1	LIFE INSURANCE CORPORATION OF INDIA	725440930	8.80	0	0.00	0	0.00	8.80	
	TOTAL :	725440930	8.80	0	0.00	0	0.00	8.80	



STATEMENT SHOWING DETAILS OF LOCKED-IN SHARES"			
(1)(d)			
Sr.No.	Name of the shareholder	Number of locked- in shares	Locked-in shares as a (%) percentage of total number of shares (i.e, Grand Total (A)+(B)+(C) Indicated in Statement at para (1)(a) above}
	TOTAL :	0	0
			Promoter/Promoter Group/Public



STATEMENT SHOWING DETAILS OF DEPOSITORY RECEIPTS (DRS)				
(ii)(a)				
Sr.No.	Type of outstanding DR (ADRs,GDRs,SDRs,etc.)	Number of outstanding DRs	Number of shares underlying outstanding DRs	Shares underlying outstanding DRS as a percentage of total number of shares {i.e., Grand Total (A)+(B)+(C) indicated in Statement at Para(i)(a) above}
	TOTAL :	0	0	0



Statement showing Holding of Depository Receipts (DRs), where underlying shares held by "Promoter/Promoter group" are in excess of 1% of the total number shares.				
(11)(b) Sr.No.	Name of the DR Holder	Type of outstanding DR (ADRs,GDRs,SDRs, etc.)	Number of shares underlying outstanding DRs	Shares underlying outstanding DRs as a percentage of total number of shares (i.e., Grand Total (A)+(B)+(C) indicated in Statement at para(1)(a) above)
TOTAL :				0
				0

