



Introductory sub-table (I)(a)

Name of the Company: NIIT Ltd			
Scrip Code, Name of the scrip, class of security: NIITLTD, NIIT Ltd, Equity Shares			
Quarter ended: March 2015			
Partly paid-up shares:-	No. of partly paid-up shares	As a % of total no. of partly paid-up shares	As a % of total no. of shares of the company
Held by promoter/promoter group	0	0.00	0.00
Held by public	0	0.00	0.00
Total	0	0.00	0.00
Outstanding convertible securities:-	No. of outstanding securities	As a % of total no. of outstanding convertible securities	As a % of total no. of shares of the company, assuming full conversion of the convertible securities
Held by promoter/promoter group	0	0.00	0.00
Held by public	0	0.00	0.00
Total	0	0.00	0.00
Warrants:-	No. of warrants	As a % of total no. of warrants	As a % of total no. of shares of the company, assuming full conversion of warrants
Held by promoter/promoter group	0	0.00	0.00
Held by public	0	0.00	0.00
Total	0.00	0.00	0.00
Total paid-up capital of the company, assuming full conversion of warrants and convertible securities	165,170,597		165,170,597



Statement Showing Shareholding Pattern

Category code	Category of Shareholder	Table (I)(a)				Total shareholding as a percentage of total number of shares		Shares Pledged or otherwise encumbered	
		Number of Shareholders	Total number of shares	Number of shares held in dematerialized form	As a percentage of (A+B) ¹	As a percentage of (A+B+C)	Number of shares	As a percentage (IX) = (VIII)/(IV)*100	
									(III)
(A)	Shareholding of Promoter and Promoter Group²								
1	Indian								
(a)	Individuals/ Hindu Undivided Family	10	6773714	6773714	4.10	4.10	0	0.00	
(b)	Central Government/ State Government(s)	0	0	0	0.00	0.00	0	0.00	
(c)	Bodies Corporate	4	49799321	49799321	30.15	30.15	0	0.00	
(d)	Financial Institutions/ Banks	0	0	0	0.00	0.00	0	0.00	
(e)	Any Others (Specify)	0	0	0	0.00	0.00	0	0.00	
(e-i)									
(e-ii)									
	Sub Total(A)(1)	14	56573035	56573035	34.25	34.25	0.00	0.00	
2	Foreign								
a	Individuals (Non-Residents Individuals/ Foreign Individuals)	0	0	0	0.00	0.00	0	0.00	
b	Bodies Corporate	0	0	0	0.00	0.00	0	0.00	
c	Institutions	0	0	0	0.00	0.00	0	0.00	
d	Qualified Foreign Investor	0	0	0	0.00	0.00	0	0.00	
e	Any Others (Specify)	0	0	0	0.00	0.00	0	0.00	
e-i									
e-ii									
	Sub Total(A)2	0	0	0	0.00	0.00	0.00	0.00	
	Total Shareholding of Promoter and Promoter Group (A) = (A)(1)+(A)(2)	14	56573035	56573035	34.25	34.25	0.00	0.00	
(B)	Public shareholding								
1	Institutions								
(a)	Mutual Funds/ UTI	17	20259601	20257548	12.27	12.27			
(b)	Financial Institutions/ Banks	12	178631	178256	0.11	0.11			
(c)	Central Government/ State Government(s)	1	15000	15000	0.01	0.01			
(d)	Venture Capital Funds				0.00	0.00			
(e)	Insurance Companies	4	607627	607627	0.37	0.37			
(f)	Foreign Institutional Investors	33	16877787	16863179	10.22	10.22			
(g)	Foreign Venture Capital Investors	0	0	0	0.00	0.00			
(h)	Qualified Foreign Investor	0	0	0	0.00	0.00			
(i)	Any Other (specify)	0	0	0	0.00	0.00			
(i-i)									
(i-ii)									
	Sub-Total (B)(1)	67	37938646	37921610	22.97	22.97			
B 2	Non-institutions								
(a)	Bodies Corporate	1250	12812075	12798120	7.76	7.76			
(b)	Individuals								
i	Individuals -i. Individual shareholders holding nominal share capital up to Rs 1 lakh	74568	38183375	37369435	23.12	23.12			
ii	Individuals -ii. Individual shareholders holding nominal share capital in excess of Rs. 1 lakh.	74	12206962	12206962	7.39	7.39			
(c)	Qualified Foreign Investor	0	0	0	0.00	0.00			
(d)	Foreign Portfolio Investor (Corporate)	2	180794	180794	0.11	0.11			
(d-i)	Non-Resident Individuals	1043	3967134	3874302	2.40	2.40			
(d-ii)	Foreign National Individual	1	22500	22500	0.01	0.01			
(d-iii)	Trust	11	3286076	3286076	1.99	1.99			
	Sub-Total (B)(2)	76949	70658916	69738189	42.78	42.78			
(B)	Total Public Shareholding (B) = (B)(1)+(B)(2)	77016	108597562	107659799	65.75	65.75			
	TOTAL (A)+(B)	77030	165170597	164232834	100.00	100.00			
(C)	Shares held by Custodians and against which Depository Receipts have been issued								
1	Promoter and Promoter Group	0	0	0	0	0.00	0	0.00	
2	Public	0	0	0	0	0.00	0	0.00	
	Sub-Total (C)	0	0	0	0.00	0.00	0	0.00	
	GRAND TOTAL (A)+(B)+(C)	77030	165170597	164232834	100.00	100.00	0	0.00	



(1)(b) Statement showing holding of securities (including shares, warrants, convertible securities) of persons belonging to the category "Promoter and Promoter Group"

Sr. No.	Name of the shareholder	Details of Shares held			Encumbered shares (*)			Details of warrants			Details of convertible securities		Total shares (including underlying shares assuming full conversion of warrants and convertible securities) as a % of diluted share capital
		Number of shares held	As a % of grand total (A)+(B)+(C)		No.	As a percentage (VI)=(V)/(III)*100	As a % of grand total (A)+(B)+(C) of sub-clause (I)(a)	Number of warrants held	As a % total number of warrants of the same class	Number of convertible securities held	As a % total number of convertible securities of the same class		
			(III)	(IV)								(V)	
1	RAJENDRA SINGH PAWAR & NEETI PAWAR	155000	0.09	0	0.00	0.00	0	0.00	0	0.00	0.09		
2	NEETI PAWAR & RAJENDRA SINGH PAWAR	2289934	1.39	0	0.00	0.00	0	0.00	0	0.00	1.39		
3	URVASHI PAWAR	56250	0.03	0	0.00	0.00	0	0.00	0	0.00	0.03		
4	UNNATI PAWAR	7500	0.00	0	0.00	0.00	0	0.00	0	0.00	0.00		
5	UDAI PAWAR	2527	0.00	0	0.00	0.00	0	0.00	0	0.00	0.00		
6	R.S.PAWAR HUF	155000	0.09	0	0.00	0.00	0	0.00	0	0.00	0.09		
7	VIJAY KUMAR THADANI & RENUKA VIJAY THADANI	3389492	2.05	0	0.00	0.00	0	0.00	0	0.00	2.05		
8	RENUKA VIJAY THADANI & VIJAY KUMAR THADANI	2527	0.00	0	0.00	0.00	0	0.00	0	0.00	0.00		
9	V.K.THADANI HUF	659242	0.40	0	0.00	0.00	0	0.00	0	0.00	0.40		
10	ARVIND THAKUR	23503913	14.23	0	0.00	0.00	0	0.00	0	0.00	14.23		
11	PAGE INDUSTRIES PRIVATE LIMITED	22527346	13.64	0	0.00	0.00	0	0.00	0	0.00	13.64		
12	GLOBAL SOLUTIONS PRIVATE LIMITED	3768062	2.28	0	0.00	0.00	0	0.00	0	0.00	2.28		
13	A K M SYSTEMS PRIVATE LIMITED*	56573035	34.25	0	0.00	0.00	0	0.00	0	0.00	34.25		
	TOTAL											34.25	

* the shareholder is having two accounts


(*) The term "encumbrance" has the same meaning as assigned to it in regulation 28(3) of the SAST Regulations, 2011



7

(1)(c)(i) Statement showing holding of securities (including shares, warrants, convertible securities) of persons belonging to the category "Public" and holding more than 1% of the total number of shares


Sr. No.	Name of the shareholder	Number of shares held	Shares as a percentage of total number of shares {i.e., Grand Total (A)+(B)+(C) indicated in Statement at para (1)(a) above}	Details of warrants		Details of convertible securities		Total shares (including underlying shares assuming full conversion of warrants and convertible securities) as a % of diluted share capital
				Number of warrants held	As a % total number of warrants of the same class	Number of convertible securities held	% w.r.t total number of convertible securities of the same class	
1	HSBC BANK (MAURITIUS) LIMITED	6768448	4.10	0	0	0	0	4.10
2	GOVERNMENT PENSION FUND GLOBAL	4657268	2.82	0	0	0	0	2.82
3	DSP BLACKROCK SMALL AND MID CAP FUND	3875276	2.35	0	0	0	0	2.35
4	DSP BLACKROCK EQUITY FUND	3572716	2.16	0	0	0	0	2.16
5	IL AND FS TRUST COMPANY LIMITED	3245499	1.96	0	0	0	0	1.96
6	RELJANCE CAPITAL TRUSTEE CO. LTD-A/C RELJANCE SMALL CAP FUND	3066382	1.86	0	0	0	0	1.86
7	ICICI PRUDENTIAL EXPORTS AND OTHER SERVICES FUND	3000000	1.82	0	0	0	0	1.82
8	THE MASTER TRUST BANK OF JAPAN LTD. AS TRUSTEE OF BLACKROCK INDIA EQUITY FUND	2598957	1.57	0	0	0	0	1.57
9	SUNDARAM MUTUAL FUND A/C SUNDARAM SELECT MIDCAP	2500000	1.51	0	0	0	0	1.51
10	ICICI PRUDENTIAL TECHNOLOGY FUND	2307371	1.40	0	0	0	0	1.40
	TOTAL	35591917	21.55	0	0.00	0	0.00	21.55



7

(1)(c)(ii) Statement showing holding of securities (including shares, warrants, convertible securities) of persons (together with PAC) belonging to the category "Public" and holding more than 5% of the total number of shares of the company

Sr. No.	Name(s) of the shareholder(s) and the Persons Acting in Concert (PAC) with them	Number of shares	Shares as a percentage of total number of shares {i.e., Grand Total (A)+(B)+(C) indicated in Statement at para (1)(a) above}	Details of warrants		Details of convertible securities		Total shares (including underlying shares assuming full conversion of warrants and convertible securities) as a % of diluted share capital
				Number of warrants	As a % total number of warrants of the same class	Number of convertible securities held	% w.r.t total number of convertible securities of the same class	
1	NOT APPLICABLE							
2								
3								
4								
5								
6								
7								
8								
9								
10								
11								
12								
TOTAL		0	0.00	0	0.00	0	0.00	0.00



7

(I)(d) Statement showing details of locked-in shares

Sr. No.	Name of the shareholder	Number of locked-in shares
1	NA	0
2	NA	0
3	NA	0
4	NA	0
5	NA	0
TOTAL		0



