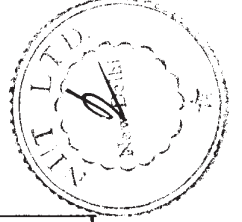


Introductory sub-table (I)(a)

Name of the Company: NIIT Ltd			
Script Code, Name of the scrip, class of security: NIITLTD, NIIT Ltd, Equity Shares			
Quarter ended: June 2014			
Partly paid-up shares:-	No. of partly paid-up shares	As a % of total no. of partly paid-up shares	As a % of total no. of shares of the company
Held by promoter/promoter group	0	0.00	0.00
Held by public	0	0.00	0.00
Total	0	0.00	0.00
Outstanding convertible securities:-	No. of outstanding securities	As a % of total no. of outstanding convertible securities	As a % of total no. of shares of the company, assuming full conversion of the convertible securities
Held by promoter/promoter group	0	0.00	0.00
Held by public	0	0.00	0.00
Total	0	0.00	0.00
Warrants:-	No. of warrants	As a % of total no. of warrants	As a % of total no. of shares of the company, assuming full conversion of warrants
Held by promoter/promoter group	0	0.00	0.00
Held by public	0	0.00	0.00
Total	0.00	0.00	0.00
Total paid-up capital of the company, assuming full conversion of warrants and convertible securities		165,145,597	165,145,597



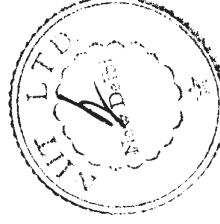
Statement Showing Shareholding Pattern								
Category code	Category of Shareholder	Number of Shareholders	Table (I)(a)		Total shareholding as a percentage of total number of shares		Shares Pledged or otherwise encumbered	
			Total number of shares	Number of shares held in dematerialized form	As a percentage of (A+B)	As a percentage of (A+B+C)	Number of shares	As a percentage
			(IV)	(V)	(VI)	(VII)	(VIII)	(IX)=(VIII)/(IV)*100
(A)	Shareholding of Promoter and Promoter Group ¹							
1	Indian							
(a)	Individuals/ Hindu Undivided Family	10	6773714	6773714	4.10	4.10	0	0.00
(b)	Central Government/ State Government(s)	0	0	0	0.00	0.00	0	0.00
(c)	Bodies Corporate	3	49699621	49699621	30.09	30.09	0	0.00
(d)	Financial Institutions/ Banks	0	0	0	0.00	0.00	0	0.00
(e)	Any Others(Specify)	0	0	0	0.00	0.00	0	0.00
(e-i)								
(e-ii)								
	Sub Total(A)(1)	13	56473335	56473335	34.20	34.20	0.00	0.00
2	Foreign							
a	Individuals (Non-Residents Individuals/ Foreign Individuals)	0	0	0	0.00	0.00	0	0.00
b	Bodies Corporate	0	0	0	0.00	0.00	0	0.00
c	Institutions	0	0	0	0.00	0.00	0	0.00
d	Qualified Foreign Investor	0	0	0	0.00	0.00	0	0.00
e	Any Others(Specify)	0	0	0	0.00	0.00	0	0.00
e-i								
e-ii								
	Sub Total(A)(2)	0	0	0	0.00	0.00	0.00	0.00
	Total Shareholding of Promoter and Promoter Group (A)= (A)(1)+(A)(2)	13	56473335	56473335	34.20	34.20	0.00	0.00
(B)	Public shareholding							
1	Institutions							
(a)	Mutual Funds/ UTI	19	23778585	23776532	14.40	14.40		
(b)	Financial Institutions/ Banks	11	20951	20576	0.01	0.01		
(c)	Central Government/ State Government(s)	1	15000	15000	0.01	0.01		
(d)	Venture Capital Funds				0.00	0.00		
(e)	Insurance Companies	4	607627	607627	0.37	0.37		
(f)	Foreign Institutional Investors	39	18302954	18288346	11.08	11.08		
(g)	Foreign Venture Capital Investors	0	0	0	0.00	0.00		
(h)	Qualified Foreign Investor	0	0	0	0.00	0.00		
(i)	Any Other (specify)	0	0	0	0.00	0.00		
(i-i)								
(i-ii)								
	Sub-Total (B)(1)	74	42725117	42708081	25.87	25.87		
B 2	Non-institutions							
(a)	Bodies Corporate	1562	16687780	16673825	10.10	10.10		
(b)	Individuals							
i	Individuals -i Individual shareholders holding nominal share capital up to Rs 1 lakh	74547	31805986	30961282	19.26	19.26		
ii	Individual shareholders holding nominal share capital in excess of Rs. 1 lakh.	63	12354556	12354556	7.48	7.48		
(c)	Qualified Foreign Investor	0	0	0	0.00	0.00		
(d)	Any Other (specify)	0	0	0	0.00	0.00		
(d-i)	Non-Resident Individuals	903	1790587	1697755	1.08	1.08		
(d-ii)	Foreign National Individual	1	22500	22500	0.01	0.01		
(d-iii)	Trust	5	3285736	3285736	1.99	1.99		
	Sub-Total (B)(2)	77081	65947145	64995654	39.93	39.93		
(B)	Total Public Shareholding (B)= (B)(1)+(B)(2)	77155	108672262	107703735	65.80	65.80		
	TOTAL (A)+(B)	77168	165145597	164177070	100.00	100.00		
(C)	Shares held by Custodians and against which Depository Receipts have been issued							
1	Promoter and Promoter Group	0	0	0	0	0.00	0	0.00
2	Public	0	0	0	0	0.00	0	0.00
	Sub-Total (C)	0	0	0	0.00	0.00	0	0.00
	GRAND TOTAL (A)+(B)+(C)	77168	165145597	164177070	100.00	100.00	0	0.00



(1)(b) Statement showing holding of securities (including shares, warrants, convertible securities) of persons belonging to the category "Promoter and Promoter Group"

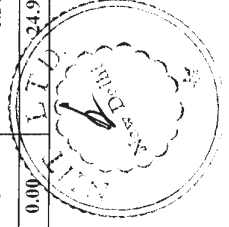
Sr. No.	Name of the shareholder	Details of Shares held		Encumbered shares (*)		Details of warrants			Details of convertible securities		Total shares (including underlying shares assuming full conversion of warrants and convertible securities) as a % of diluted share capital
		Number of shares held	As a % of grand total (A)+(B)+(C)	No.	As a percentage (VI)=(V)/(III)*100	As a % of grand total (A)+(B)+(C) of sub-clause (I)(a)	Number of warrants held	As a % total number of warrants of the same class	Number of convertible securities held	As a % total number of convertible securities of the same class	
(i)	(ii)	(iii)	(iv)	(v)	(vi)	(vii)	(viii)	(ix)	(x)	(xi)	(xii)
1	RAJENDRA SINGH PAWAR & NEETI PAWAR	155000	0.09	0	0.00	0.00	0	0.00	0	0.00	0.09
2	NEETI PAWAR & RAJENDRA SINGH PAWAR	2289934	1.39	0	0.00	0.00	0	0.00	0	0.00	1.39
3	URVASHI PAWAR	56250	0.03	0	0.00	0.00	0	0.00	0	0.00	0.03
4	UNNATI PAWAR	56242	0.03	0	0.00	0.00	0	0.00	0	0.00	0.03
5	UDAI PAWAR	7500	0.00	0	0.00	0.00	0	0.00	0	0.00	0.00
6	R.S PAWAR HUF	2527	0.00	0	0.00	0.00	0	0.00	0	0.00	0.00
7	VIJAY KUMAR THADANI & RENUKA VIJAY THADANI	155000	0.09	0	0.00	0.00	0	0.00	0	0.00	0.09
8	RENUKA VIJAY THADANI & VIJAY KUMAR THADANI	3389492	2.05	0	0.00	0.00	0	0.00	0	0.00	2.05
9	V.K.THADANI HUF	2527	0.00	0	0.00	0.00	0	0.00	0	0.00	0.00
10	ARVIND THAKUR	659242	0.40	0	0.00	0.00	0	0.00	0	0.00	0.40
11	PACE SERVICES PRIVATE LIMITED	23503913	14.23	0	0.00	0.00	0	0.00	0	0.00	14.23
12	GLOBAL SOLUTIONS PRIVATE LIMITED	22527346	13.64	0	0.00	0.00	0	0.00	0	0.00	13.64
13	A.K.M.SYSTEMS PRIVATE LIMITED	3668362	2.22	0	0.00	0.00	0	0.00	0	0.00	2.22
	TOTAL	56473335	34.20	0	0.00	0.00	0	0.00	0	0.00	34.20

(*) The term "encumbrance" has the same meaning as assigned to it in regulation 28(3) of the SAST Regulations, 2011



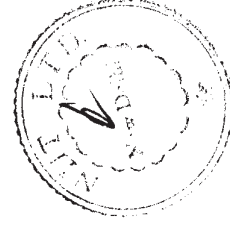
(D)(c)(i) Statement showing holding of securities (including shares, warrants, convertible securities) of persons belonging to the category "Public" and holding more than 1% of the total number of shares

Sr. No.	Name of the shareholder	Number of shares held	Shares as a percentage of total number of shares (i.e., Grand Total (A)+(B)+(C) indicated in Statement at para (D)(a) above}	Details of warrants		Details of convertible securities		Total shares (including underlying shares assuming full conversion of warrants and convertible securities) as a % of diluted share capital
				Number of warrants held	As a % total number of warrants of the same class	Number of convertible securities held	% w.r.t total number of convertible securities of the same class	
1	GOVERNMENT PENSION FUND-GLOBAL	4780193	2.89	0	0	0	0	2.89
2	DSP BLACKROCK EQUITY FUND	3990412	2.42	0	0	0	0	2.42
3	DSP BLACKROCK SMALL AND MID CAP FUND	3941729	2.39	0	0	0	0	2.39
4	RBC GLOBAL ASSET MANAGEMENT INC A/C PHILLIPS HAGER & NORTH OVERSEAS EQUITY FUND	3341902	2.02	0	0	0	0	2.02
5	ICICI PRUDENTIAL EXPORTS AND OTHER SERVICES FUND	3300000	2.00	0	0	0	0	2.00
6	IL AND FS TRUST COMPANY LIMITED	3245499	1.97	0	0	0	0	1.97
7	RELIANCE CAPITAL TRUSTEE CO. LTD-A/C RELIANCE SMALL CAP FUND	3066382	1.86	0	0	0	0	1.86
8	THE MASTER TRUST BANK OF JAPAN LTD. AS TRUSTEE OF BLACKROCK INDIA EQUITY	3054508	1.85	0	0	0	0	1.85
9	HSBC BANK (MAURITIUS) LIMITED	2858822	1.73	0	0	0	0	1.73
10	PANKAJ JAYANTILAL PATEL	2667989	1.62	0	0	0	0	1.62
11	SUNDARAM MUTUAL FUND A/C SUNDARAM SELECT MIDCAP	2435182	1.47	0	0	0	0	1.47
12	ICICI PRUDENTIAL TECHNOLOGY FUND	2307371	1.40	0	0	0	0	1.40
13	ICICI PRUDENTIAL MIDCAP FUND	2249195	1.36	0	0	0	0	1.36
	TOTAL	41239184	24.97	0	0.00	0	0.00	24.97



(1)(c)(ii) Statement showing holding of securities (including shares, warrants, convertible securities) of persons (together with PAC) belonging to the category "Public" and holding more than 5% of the total number of shares of the company

Sr. No.	Name(s) of the shareholder(s) and the Persons Acting in Concert (PAC) with them	Number of shares	Shares as a percentage of total number of shares {i.e., Grand Total (A)+(B)+(C) indicated in Statement at para (1)(a) above}	Details of warrants		Details of convertible securities		Total shares (including underlying shares assuming full conversion of warrants and convertible securities) as a % of diluted share capital
				Number of warrants	As a % total number of warrants of the same class	Number of convertible securities held	% w.r.t total number of convertible securities of the same class	
1	NOT APPLICABLE							
2								
3								
4								
5								
6								
7								
8								
9								
10								
11								
12								
TOTAL			0.00	0	0.00	0	0.00	0.00



(D)(d) Statement showing details of locked-in shares

Sr. No.	Name of the shareholder	Number of locked-in shares	Locked-in shares as a percentage of total number of shares {i.e., Grand Total (A)+(B)+(C) indicated in Statement at para (D)(a) above}	Promoter/ Promoter Group/ Public
1	NA	0	0.00	Promoter/ Promoter Group
2	NA	0	0.00	Public
3	NA	0	0.00	Promoter/ Promoter Group
4	NA	0	0.00	Public
5	NA	0	0.00	Promoter/ Promoter Group
TOTAL		0	0.00	

