





(1)(a) STATEMENT SHOWING SHAREHOLDING PATTERN IN CLAUSE-35			
NAME OF THE COMPANY: NCC LIMITED		Name of the Scrip: NCC	
SCRIP CODE:	500294		
Class of Security:			
QUARTER ENDED:	31/03/2015		
	No. of partly paid-up shares	As a % of total no. of partly paid-up shares	As a % of total no. of shares of the Company.
Partly paid-up shares			
Held by promoter/promoter group	0	0	0
Held by Public	0	0	0
Total:	0	0	0
	No. of outstanding securities	As a % of total no. of outstanding convertible securities.	As a % of total no. of shares of the Company assuming full conversion of the convertible securities
Outstanding convertible securities:			
Held by promoter/promoter group	0	0	0
Held by Public	0	0	0
Total:	0	0	0
	No. of warrants	As a % of total no. of warrants	As a % of total no. of shares of the Company, assuming full conversion of warrants
Warrants:			
Held by promoter/promoter group	0	0	0
Held by Public	0	0	0
Total:	0	0	0
Total paid-up capital of the Company, assuming full conversion of warrants and convertible securities	555931588	0	100.00




CATEGORY CODE	CATEGORY OF SHAREHOLDER	NO OF SHAREHOLDERS	TOTAL NUMBER OF SHARES	NO OF SHARES HELD IN DEMATERIALIZED FORM	TOTAL SHAREHOLDING AS A % OF TOTAL NO OF SHARES		SHARES PLEDGE OR OTHERWISE ENCUMBERED AS A PERCENTAGE		
					(IV)	(V)	(VI)	(VII)	(VIII)
(I)	(II)								
(A)	PROMOTER AND PROMOTER GROUP								
(1)	INDIAN								
(a)	Individual / HUF	36	70609908	70609908	12.70	12.70	25081879	35.52	0.00
(b)	Central Government/State Government(s)	0	0	0	0.00	0.00	0	0.00	0.00
(c)	Bodies Corporate	6	44168123	44168123	7.95	7.94	21689149	49.11	0.00
(d)	Financial Institutions / Banks	0	0	0	0.00	0.00	0	0.00	0.00
(e)	Others	0	0	0	0.00	0.00	0	0.00	0.00
	Sub-Total A(1) :	42	114778031	114778031	20.65	20.65	46771028	40.75	
(2)	FOREIGN								
(a)	Individuals (NRIs/Foreign Individuals)	0	0	0	0.00	0.00	0	0.00	0.00
(b)	Bodies Corporate	0	0	0	0.00	0.00	0	0.00	0.00
(c)	Institutions	0	0	0	0.00	0.00	0	0.00	0.00
(d)	Qualified Foreign Investor	0	0	0	0.00	0.00	0	0.00	0.00
(e)	Others	0	0	0	0.00	0.00	0	0.00	0.00
	Sub-Total A(2) :	0	0	0	0.00	0.00	0	0.00	0.00
	Total A=A(1)+A(2)	42	114778031	114778031	20.65	20.65	46771028	40.75	
(B)	PUBLIC SHAREHOLDING								
(1)	INSTITUTIONS								
(a)	Mutual Funds /UTI	44	67995570	67995570	12.23	12.23			
(b)	Financial Institutions /Banks	9	935603	934603	0.17	0.17			
(c)	Central Government / State Government(s)	0	0	0	0.00	0.00			
(d)	Venture Capital Funds	0	0	0	0.00	0.00			
(e)	Insurance Companies	0	0	0	0.00	0.00			
(f)	Foreign Institutional Investors	113	167370586	167353086	30.11	30.11			
(g)	Foreign Venture Capital Investors	0	0	0	0.00	0.00			
(h)	Qualified Foreign Investor	0	0	0	0.00	0.00			
(i)	Others	0	0	0	0.00	0.00			
	Sub-Total B(1) :	166	236301759	236277259	42.51	42.51			



CATEGORY CODE	CATEGORY OF SHAREHOLDER	NO OF SHAREHOLDERS	TOTAL NUMBER OF SHARES	NO OF SHARES HELD IN DEMATERIALIZED FORM	TOTAL SHAREHOLDING AS A % OF TOTAL NO OF SHARES		SHARES PLEDGE OR OTHERWISE ENCUMBERED		
					(IV)	(V)	(VI)	(VII)	(VIII)
(1)	(ii)								
(2)	NON-INSTITUTIONS								
(a)	Bodies Corporate	963	67492869	67468247	12.14	12.14			
(b)	Individuals								
	(i) Individuals holding nominal share capital upto Rs.1 lakh	60919	40797748	39900116	7.34	7.34			
	(ii) Individuals holding nominal share capital in excess of Rs.1 lakh	101	89777500	89680500	16.15	16.15			
(c)	Others								
	FOREIGN BODIES-OR	1	1648	1648	0.00	0.00			
	CLEARING MEMBERS	387	2698857	2698857	0.49	0.49			
	NON RESIDENT INDIANS	997	4045376	4045376	0.73	0.73			
	TRUSTS	5	19100	19100	0.00	0.00			
(d)	Qualified Foreign Investor	0	0	0	0.00	0.00			
	Sub-Total B(2) :	63373	204833098	203213844	36.85	36.85			
	Total B=B(1)+B(2) :	63539	441134857	439491103	79.35	79.35			
	Total (A+B) :	63581	555912888	554269134	100.00	100.00			
(c)	Shares held by custodians, against which Depository Receipts have been issued								
(1)	Promoter and Promoter Group	1	18700	18700	0.00	0.00			
(2)	Public								
	GRAND TOTAL (A+B+C) :	63582	555931588	554287834	100.00	100.00	46771028		8.41




Sr.No	Statement showing holding of securities (including shares, warrants, convertible securities) of persons belonging to the category "Promoter and Promoter Group"										Total Shares (including underlying shares assuming full conversion of warrants and convertible securities) as a % of diluted share capital
	Details of Shares held			Encumbered shares (%)				Details of Warrants			
(i)	(ii)	(iii)	(iv)	(v)	(vi)	(vii)	(viii)	(ix)	(x)	(xi)	(xii)
	Name of the Shareholder	No. of Shares held	As a % of grand total (A)+(B)+(C)	Pledge Shares	As a percentage (v)=(v)/(vi)*100	As a % of grand total (A) + (B) + (C) of sub-clause (i)(a)	Number of warrants held	As a % total number of the warrants of the same class	Number of convertible securities held	As a % total number of convertible securities of the same class	
1	11 A V S R HOLDINGS PRIVATE LTD	4.33	13689149	56.80	2.46	0.00	0	0.00	0	0.00	4.33
2	21 A V S R HOLDINGS PRIVATE LIMITED	1.79	8000000	80.38	1.44	0.00	0	0.00	0	0.00	1.79
3	3 ALLURI GOPALA KRISHNAM RAO	9565080	7667000	80.16	1.38	0.00	0	0.00	0	0.00	1.72
4	4 ALLURI VENKATA SATYANARAYANA RAO	8588060	5591119	65.10	1.01	0.00	0	0.00	0	0.00	1.54
5	5 ALLURI VENKATA NARASIMHA RAO	7987791	0	0.00	0.00	0.00	0	0.00	0	0.00	1.44
6	6 ALLURI NARAYANA RAO	7287275	0	0.00	0.00	0.00	0	0.00	0	0.00	1.31
7	7 ALLURI SRINIVASARAYANA RAO	6877215	2.20	2568660	37.34	0.45	0	0.00	0	0.00	1.20
8	8 ALLURI VENKATA VENKATA RANGA RAO	5942740	3.07	184000	3.10	0.09	0	0.00	0	0.00	1.07
9	9 PANGARAJU A V	4720958	0.85	4400000	93.21	0.79	0	0.00	0	0.00	0.85
10	10 JANESH VENTURES PRIVATE LIMITED	4259566	6.77	0	0.00	0.00	0	0.00	0	0.00	0.77
11	11 AVATHESH PROPERTY DEVELOPERS PRIVATE LIMITED	4017000	0	0	0.00	0.00	0	0.00	0	0.00	0.72
12	12 JIAVRANA VENKATA RANGA RAO	3865916	0.61	0	0.00	0.00	0	0.00	0	0.00	0.61
13	13 ALLURI SRINIVASA RAMA RAO	3446568	0.60	2310000	69.02	0.42	0	0.00	0	0.00	0.60
14	14 ALLURI VENKATA SATYANARAYANAMA	2107288	0.38	0	0.00	0.00	0	0.00	0	0.00	0.38
15	15 A S N RAO	1975000	0.36	1400000	70.85	0.25	0	0.00	0	0.00	0.36
16	16 A NARAYANA RAO	1570833	0.28	0	0.00	0.00	0	0.00	0	0.00	0.28
17	17 NARASIMHA DEVELOPERS PRIVATE LIMITED	1516179	0.27	0	0.00	0.00	0	0.00	0	0.00	0.27
18	18 SWETHA MANTHENA	1079483	0.19	0	0.00	0.00	0	0.00	0	0.00	0.19
19	19 ARUNDHATI ALLURI	724825	0.13	0	0.00	0.00	0	0.00	0	0.00	0.13
20	20 SOWANYA	444166	0.08	0	0.00	0.00	0	0.00	0	0.00	0.08
21	21 ANANTHA VENKATA BANGA RAO ALLURI	2800000	0.52	1023100	35.28	0.18	0	0.00	0	0.00	0.52
22	22 BUDANESH REALTORS PRIVATE LIMITED	325000	0.06	0	0.00	0.00	0	0.00	0	0.00	0.06
23	23 JIAVRANA VENKATA RANGA RAO	320183	0.06	0	0.00	0.00	0	0.00	0	0.00	0.06
24	24 SRI DEVI	268666	0.05	0	0.00	0.00	0	0.00	0	0.00	0.05
25	25 SUBHADRA JYOTHRIMANI A	212823	0.04	0	0.00	0.00	0	0.00	0	0.00	0.04
26	26 GOPALA KRISHNAMRAJU ALLURI	194000	0.03	0	0.00	0.00	0	0.00	0	0.00	0.03
27	27 CHAITANYA VARMA	153725	0.03	0	0.00	0.00	0	0.00	0	0.00	0.03
28	28 ALLURI SWETHA	146097	0.03	0	0.00	0.00	0	0.00	0	0.00	0.03
29	29 ALLURI BHARATHI	124059	0.02	0	0.00	0.00	0	0.00	0	0.00	0.02
30	30 ALLURI ARUNDHATHI	122977	0.02	0	0.00	0.00	0	0.00	0	0.00	0.02
31	31 ALLURI SRIDEVI	113884	0.02	0	0.00	0.00	0	0.00	0	0.00	0.02
32	32 JAMPANA SRIDEVI	102773	0.02	0	0.00	0.00	0	0.00	0	0.00	0.02
33	33 JAMPANA KRISHNA CHARANVA VARMA	102366	0.02	0	0.00	0.00	0	0.00	0	0.00	0.02
34	34 ALLURI SUBHADRA JYOTHRIMANI	85368	0.02	0	0.00	0.00	0	0.00	0	0.00	0.02
35	35 ALLURI BHARATHI DEVI	73331	0.01	0	0.00	0.00	0	0.00	0	0.00	0.01
36	36 ALLURI SHAMA	70152	0.01	0	0.00	0.00	0	0.00	0	0.00	0.01
37	37 ALLURI SUGUNA	68602	0.01	0	0.00	0.00	0	0.00	0	0.00	0.01
38	38 JIAVRANA SOWMYA	65000	0.01	0	0.00	0.00	0	0.00	0	0.00	0.01
39	39 SR HARSHA VARMA ALLURI	41780	0.01	0	0.00	0.00	0	0.00	0	0.00	0.01
40	40 SHYAMA ALLURI	29750	0.01	0	0.00	0.00	0	0.00	0	0.00	0.01
41	41 SATYANARAYANAMA A V	12838	0.00	0	0.00	0.00	0	0.00	0	0.00	0.00
42	42 BHUPATHI RAJU KAUSALIYA	11090	0.00	0	0.00	0.00	0	0.00	0	0.00	0.00
TOTAL :		114778031	20.65	4677028	40.75	8.41	0	0.00	0	0.00	20.65




Statement showing holding of securities (including shares, warrants, convertible securities) of persons belonging to the category "Public" and holding more than 1% of the total number of shares						
Sr.No.	Name of the shareholder	Number of shares held	Shares as a percentage of total number of shares (i.e., Grant total (A)+(B)-(C) indicated in Statement at para (f)(a) above)	Details of warrants		Total shares (including underlying shares assuming full conversion of warrants and convertible securities) as a % of diluted share capital)
				Number of warrants held	As a % total number of warrants of the same class	
1	BLACKSTONE GPV CAPITAL PARTNERS MAURITIUS V-ALTD	55032681	9.90	0	0.00	9.90
2	JHUNJUNWALA REKHA RAKESH *	54233256	9.76	0	0.00	9.76
3	UTI- INFRASTRUCTURE FUND *	36371415	6.54	0	0.00	6.54
4	TARISH INVESTMENT AND TRADING CO. PVT. LTD. *	19297217	3.47	0	0.00	3.47
5	MAX LIFE INSURANCE COMPANY LIMITED *	18459947	3.32	0	0.00	3.32
6	DSP BLACKROCK OPPORTUNITIES FUND *	18037005	3.24	0	0.00	3.24
7	GOVERNMENT PENSION FUND GLOBAL	17294512	3.11	0	0.00	3.11
8	BEACON INDIA PRIVATE EQUITY FUND	14891907	2.68	0	0.00	2.68
9	RAKESH JHUNJUNWALA	11600000	2.09	0	0.00	2.09
10	GMO EMERGING DOMESTIC OPPORTUNITIES FUND	8875432	1.60	0	0.00	1.60
11	DIMENSIONAL EMERGING MARKETS VALUE FUND	5680100	1.02	0	0.00	1.02
	TOTAL :	259773482	46.73	0	0.00	46.73

* Indicates PAN wise clubbed folios / Client Ids.




(i)(c)(ii) Sr.No.	Statement showing holding of securities (including shares, warrants, convertible securities) of persons (together with PAC) belonging to the category "Public" and holding more than 5% of the total number of shares of the company Name(s) of the shareholder(s) and the Persons Acting in Concert (PAC) with them	Number of shares held	Shares as a percentage of total number of shares (i.e., Grant total (A)+(B)+(C) Indicated in Statement at para (i)(a) above)	Details of warrants		Details of convertible securities		Total shares (including underlying shares assuming full conversion of warrants and convertible securities) as a % of diluted share capital)
				Number of warrants held	As a % total number of the same class	Number of convertible securities held	% w.r.t total number of convertible securities of the same class	
1	BLACKSTONE with PAC	56932338	10.24	0	0.00	0	0.00	10.24
2	RAKESH JHUNJUNWALA along with PAC	67122254	12.07	0	0.00	0	0.00	12.07
3	UTI- INFRASTRUCTURE FUND *	36371415	6.54	0	0.00	0	0.00	6.54
	TOTAL :	160426017	28.86	0	0.00	0	0.00	28.86



STATEMENT SHOWING DETAILS OF LOCKED-IN SHARES"				
(i)(d)	Name of the shareholder	Number of locked-in shares	Locked-in shares as a (%) percentage of total number of shares (i.e, Grand Total (A)+(B)+(C) Indicated in Statement at para (i)(a) above}	Promoter/Promoter Group/Public
	TOTAL :	0	0	0

STATEMENT SHOWING DETAILS OF DEPOSITORY RECEIPTS (DRS)				
(II)(a)	Type of outstanding DR (ADRs, GDRs, SDRs, etc.)	Number of outstanding DRs	Number of shares underlying outstanding DRs	Shares underlying outstanding DRs as a percentage of total number of shares (i.e., Grand Total (A)+(B)+(C) indicated in Statement at Para (I)(a) above)
1	GDR	18700	18700	0.00
TOTAL :		18700	18700	0.00



Statement showing Holding of Depository Receipts (DRs), where underlying shares held by "Promoter/Promoter group" are in excess of 1% of the total number shares.					
(II)(b)	Sr.No.	Name of the DR Holder	Type of outstanding DR (ADRs,GDRs,SDRs ,etc.)	Number of shares underlying outstanding DRs	Shares underlying outstanding DRs as a percentage of total number of shares {i.e., Grand Total (A)+(B)+(C) indicated in Statement at para(I)(a) above}
		TOTAL :		0	0

