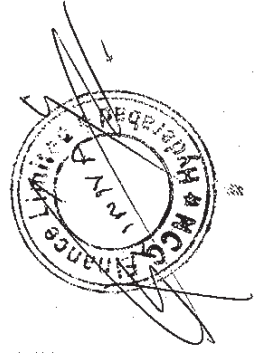



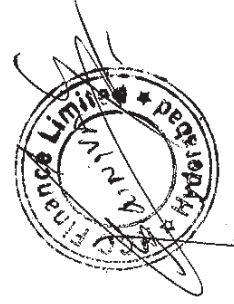
(1)(a) STATEMENT SHOWING SHAREHOLDING PATTERN IN CLAUSE-35			
NAME OF THE COMPANY: NCC FINANCE LIMITED		Name of the Scrip:	
SCRIP CODE:	531452		
Class of Security:			
QUARTER ENDED:	30/09/2014		
Partly paid-up shares	No. of partly paid-up shares	As a % of total no. of partly paid-up shares	As a % of total no. of shares of the Company.
Held by promoter/promoter group	0	0	0
Held by Public	0	0	0
Total:	0	0	0
Outstanding convertible securities:	No. of outstanding securities	As a % of total no. of outstanding convertible securities.	As a % of total no. of shares of the Company assuming full conversion of the convertible securities
Held by promoter/promoter group	0	0	0
Held by Public	0	0	0
Total:	0	0	0
Warrants:	No. of warrants	As a % of total no. of warrants	As a % of total no. of shares of the Company, assuming full conversion of warrants
Held by promoter/promoter group	0	0	0
Held by Public	0	0	0
Total:	0	0	0
Total paid-up capital of the Company, assuming full conversion of warrants and convertible securities	6025690	0	100.00




CATEGORY CODE	CATEGORY OF SHAREHOLDER	NO OF SHAREHOLDERS	TOTAL NUMBER OF SHARES	NO OF SHARES HELD IN DEMATERIALIZED FORM	TOTAL SHAREHOLDING AS A % OF TOTAL NO OF SHARES		SHARES PLEDGE OR OTHERWISE ENCUMBERED	
					(iv)	(v)	(vi)	(vii)
(i)	(ii)	(iii)	(iv)	(v)	(vi)	(vii)	(viii)	(ix)=(viii)/(vi)*100
(A)	PROMOTER AND PROMOTER GROUP							
(L)	INDIAN							
(a)	Individual /HUF	6	462127	462127	7.67	7.67	0	0.00
(b)	Central Government/State Government(s)	0	0	0	0.00	0.00	0	0.00
(c)	Bodies Corporate	2	508745	508745	8.44	8.44	0	0.00
(d)	Financial Institutions / Banks	0	0	0	0.00	0.00	0	0.00
(e)	Others	0	0	0	0.00	0.00	0	0.00
	Sub-Total A(1) :	8	970872	970872	16.11	16.11	0	0.00
(2)	FOREIGN							
(a)	Individuals (NRIs/Foreign Individuals)	0	0	0	0.00	0.00	0	0.00
(b)	Bodies Corporate	0	0	0	0.00	0.00	0	0.00
(c)	Institutions	0	0	0	0.00	0.00	0	0.00
(d)	Qualified Foreign Investor	0	0	0	0.00	0.00	0	0.00
(e)	Others	0	0	0	0.00	0.00	0	0.00
	Sub-Total A(2) :	0	0	0	0.00	0.00	0	0.00
	Total A=A(1)+A(2)	8	970872	970872	16.11	16.11	0	0.00
(B)	PUBLIC SHAREHOLDING							
(1)	INSTITUTIONS							
(a)	Mutual Funds /UTI	0	0	0	0.00	0.00	0	0.00
(b)	Financial Institutions /Banks	0	0	0	0.00	0.00	0	0.00
(c)	Central Government / State Government(s)	0	0	0	0.00	0.00	0	0.00
(d)	Venture Capital Funds	0	0	0	0.00	0.00	0	0.00
(e)	Insurance Companies	0	0	0	0.00	0.00	0	0.00
(f)	Foreign Institutional Investors	0	0	0	0.00	0.00	0	0.00
(g)	Foreign Venture Capital Investors	0	0	0	0.00	0.00	0	0.00
(h)	Qualified Foreign Investor	0	0	0	0.00	0.00	0	0.00
(i)	Others	0	0	0	0.00	0.00	0	0.00
	Sub-Total B(1) :	0	0	0	0.00	0.00	0	0.00




CATEGORY CODE	CATEGORY OF SHAREHOLDER	NO OF SHAREHOLDERS	TOTAL NUMBER OF SHARES	NO OF SHARES HELD IN DEMATERIALIZED FORM	TOTAL SHAREHOLDING AS A % OF TOTAL NO OF SHARES		SHARES PLEDGE OR OTHERWISE ENCUMBERED NUMBER OF SHARES
					(IV)	(V)	
(i)		(iii)		(v)	(vi)	(vii)	
(z)	NON-INSTITUTIONS						
(a)	Bodies Corporate	61	411452	348052	6.83	6.83	
(b)	Individuals						
	(i) Individuals holding nominal share capital upto Rs.1 lakh	5210	3135506	1903967	52.04	52.04	
	(ii) Individuals holding nominal share capital in excess of Rs.1 lakh	50	1383458	1196158	22.96	22.96	
(c)	Others						
	NON RESIDENT INDIANS	8	123402	123402	2.05	2.05	
	CLEARING MEMBERS	1	1000	1000	0.02	0.02	
(d)	Qualified Foreign Investor	0	0	0	0.00	0.00	
	Sub-Total B(2):	5330	5054818	3572579	83.89	83.89	
	Total B=e(1)+B(2) :	5330	5054818	3572579	83.89	83.89	
	Total (A+B) :	5338	6025690	4543451	100.00	100.00	
(c)	Shares held by custodians, against which Depository Receipts have been issued						
(1)	Promoter and Promoter Group	0	0	0	0.00	0.00	
(2)	Public						
	GRAND TOTAL (A+B+C):	5338	6025690	4543451	100.00	0.00	0
							0.00




Sr.No	Statement showing holding of securities (including shares, warrants, convertible securities) of persons belonging to the category "Promoter and Promoter Group"										Total Shares (including underlying shares assuming full conversion of warrants and convertible securities) as a % of diluted share capital
	Details of Shares held			Encumbered shares (*)			Details of Warrants				
(i)	(ii)	(iii)	(iv)	(v)	(vi)=(v)/(iii)*100	(vii)	(viii)	(ix)	(x)	(xi)	(xii)
Name of the Shareholder	No. of Shares held	As a % of grand total (A)+(B)+(C)	Pledge Shares	AS a percentage	AS a % of grand total (A)+(B)+(C) of sub-clause (i)(e)	Number of warrants held	As a % total number of warrants of the same class	Number of convertible securities held	As a % total number of convertible securities of the same class		
1 A V S R HOLDINGS PRIVATE LTD	508736	8.44	0	0.00	0.00	0	0.00	0	0.00	0	0.00
2 ALLURI GOPALA KRISHNAM RAJU	295800	4.91	0	0.00	0.00	0	0.00	0	0.00	0	0.00
3 ALLURI VENKATA NARASIMHA RAJU	75609	1.25	0	0.00	0.00	0	0.00	0	0.00	0	0.00
4 AAV RANGA RAJU	75000	1.24	0	0.00	0.00	0	0.00	0	0.00	0	0.00
5 JAMPANA VENKATA RANGA RAJU	10409	0.17	0	0.00	0.00	0	0.00	0	0.00	0	0.00
6 JAMPANA SRIDEVI	5300	0.09	0	0.00	0.00	0	0.00	0	0.00	0	0.00
7 NCC LIMITED	9	0.00	0	0.00	0.00	0	0.00	0	0.00	0	0.00
8 ALLURI SRIMANNARAYANA RAJU	9	0.00	0	0.00	0.00	0	0.00	0	0.00	0	0.00
TOTAL :	970872	16.11	0	0.00	0.00	0	0.00	0	0.00	0	0.00




(f)(c)(i) Statement showing holding of securities (including shares, warrants, convertible securities) of persons belonging to the category "Public" and holding more than 1% of the total number of shares						
Sr.No.	Name of the shareholder	Number of shares held	Shares as a percentage of total number of shares (i.e., Grant total (A)/(B)*(C) indicated in Statement at para (f)(a) above)	Details of warrants		Total shares (including underlying shares assuming full conversion of warrants and convertible securities) as a % of diluted share capital)
				Number of warrants held	As a % total number of warrants of the same class	
1	RABEN TECHNOLOGY SOLUTIONS PVT LTD	163714	2.72	0	0.00	2.72
2	IMANTENA RAJU	140000	2.32	0	0.00	2.32
3	MAYANA VADILAL VASA	101075	1.68	0	0.00	1.68
4	BINITA RAMESH ANANDPARA	100000	1.66	0	0.00	1.66
5	JAYANTILAL PREMJI SHAH	99750	1.66	0	0.00	1.66
TOTAL :		604539	10.03	0	0.00	10.03




(i)(c)(ii) Statement showing holding of securities (including shares, warrants, convertible securities) of persons (together with PAC) belonging to the category "Public" and holding more than 5% of the total number of shares of the company						
Sr.No.	Name(s) of the shareholder(s) and the Persons Acting in Concert (PAC) with them	Number of shares held	Shares as a percentage of total number of shares (i.e., Grant total (A)÷(B)×(C) Indicated in Statement at para (i)(a) above)	Details of warrants		Total shares (including underlying shares assuming full conversion of warrants and convertible securities) as a % of diluted share capital)
				Number of warrants held	As a % total number of warrants of the same class	
TOTAL :						
		0	0	0	0	0



STATEMENT SHOWING DETAILS OF LOCKED-IN SHARES"			
(1)(d)			
Sr. No.	Name of the shareholder	Number of locked-in shares	Locked-in shares as a (%) percentage of total number of shares (i.e, Grand Total (A)+(B)+(C) indicated in Statement at para (1)(a) above}
	Promoter/Promoter Group/Public		
TOTAL :		0	0



STATEMENT SHOWING DETAILS OF DEPOSITORY RECEIPTS (DRS)				
(II)(a)	Type of outstanding DR (ADRs, GDRs, SDRs, etc.)	Number of outstanding DRs	Number of shares underlying outstanding DRs	Shares underlying outstanding DRs as a percentage of total number of shares (i.e., Grand Total (A)+(B)+(C) indicated in Statement at Para (I)(a) above)
	TOTAL :	0	0	0



(II)(b)	Statement showing Holding of Depository Receipts (DRs), where underlying shares held by "Promoter/Promoter group" are in excess of 1% of the total number shares.			
Sr.No.	Name of the DR Holder	Type of outstanding DR (ADRs,GDRs,SDRs ,etc.)	Number of shares underlying outstanding DRs	Shares underlying outstanding DRs as a percentage of total number of shares {i.e., Grand Total (A)+(B)+(C) indicated in Statement at para (I)(a) above}
	TOTAL :		0	0

