




(1)(a) STATEMENT SHOWING SHAREHOLDING PATTERN IN CLAUSE-35			
NAME OF THE COMPANY: NCC FINANCE LIMITED			
SCRIP CODE:	531452	Name of the Scrip:	
Class of Security:			
QUARTER ENDED:	31/03/2015		
<b>Partly paid-up shares</b>	<b>No. of partly paid-up shares</b>	<b>As a % of total no. of partly paid-up shares</b>	<b>As a % of total no. of shares of the Company.</b>
Held by promoter/promoter group	0	0	0
Held by Public	0	0	0
<b>Total:</b>	<b>0</b>	<b>0</b>	<b>0</b>
<b>Outstanding convertible securities:</b>	<b>No. of outstanding securities</b>	<b>As a % of total no. of outstanding convertible securities.</b>	<b>As a % of total no. of shares of the Company assuming full conversion of the convertible securities</b>
Held by promoter/promoter group	0	0	0
Held by Public	0	0	0
<b>Total:</b>	<b>0</b>	<b>0</b>	<b>0</b>
<b>Warrants:</b>	<b>No. of warrants</b>	<b>As a % of total no. of warrants</b>	<b>As a % of total no. of shares of the Company, assuming full conversion of warrants</b>
Held by promoter/promoter group	0	0	0
Held by Public	0	0	0
<b>Total:</b>	<b>0</b>	<b>0</b>	<b>0</b>
<b>Total paid-up capital of the Company, assuming full conversion of warrants and convertible securities</b>	<b>6025690</b>	<b>0</b>	<b>100.00</b>




CATEGORY CODE	CATEGORY OF SHAREHOLDER	NO OF SHAREHOLDERS	TOTAL NUMBER OF SHARES	NO OF SHARES HELD IN DEMATERIALIZED FORM	TOTAL SHAREHOLDING AS A % OF TOTAL NO OF SHARES		SHARES PLEDGE OR OTHERWISE ENCUMBERED	
					AS a PERCENTAGE of (A+B)	As a PERCENTAGE of (A+B+C)	NUMBER OF SHARES	AS a PERCENTAGE
(I)	(II)	(III)	(IV)	(V)	(VI)	(VII)	(VIII)	(IX)=(VIII)/(IV)*100
(A)	<b>PROMOTER AND PROMOTER GROUP</b>							
(1)	INDIAN							
(a)	Individual /HUF	6	462127	462127	7.67	7.67	0	0.00
(b)	Central Government/State Government(s)	0	0	0	0.00	0.00	0	0.00
(c)	Bodies Corporate	2	508745	508745	8.44	8.44	0	0.00
(d)	Financial Institutions / Banks	0	0	0	0.00	0.00	0	0.00
(e)	Others	0	0	0	0.00	0.00	0	0.00
	<b>Sub-Total A(1) :</b>	<b>8</b>	<b>970872</b>	<b>970872</b>	<b>16.11</b>	<b>16.11</b>	<b>0</b>	<b>0.00</b>
(2)	FOREIGN							
(a)	Individuals (NRIs/Foreign Individuals)	0	0	0	0.00	0.00	0	0.00
(b)	Bodies Corporate	0	0	0	0.00	0.00	0	0.00
(c)	Institutions	0	0	0	0.00	0.00	0	0.00
(d)	Qualified Foreign Investor	0	0	0	0.00	0.00	0	0.00
(e)	Others	0	0	0	0.00	0.00	0	0.00
	<b>Sub-Total A(2) :</b>	<b>0</b>	<b>0</b>	<b>0</b>	<b>0.00</b>	<b>0.00</b>	<b>0</b>	<b>0.00</b>
	<b>Total A=A(1)+A(2)</b>	<b>8</b>	<b>970872</b>	<b>970872</b>	<b>16.11</b>	<b>16.11</b>	<b>0</b>	<b>0.00</b>



CATEGORY CODE	CATEGORY OF SHAREHOLDER	TOTAL SHAREHOLDING AS A % OF TOTAL NO OF SHARES				SHARES PLEDGE OR OTHERWISE ENCUMBERED		
		NO OF SHAREHOLDERS	TOTAL NUMBER OF SHARES	NO OF SHARES HELD IN DEMATERIALIZED FORM	AS a PERCENTAGE of (A+B)	As a PERCENTAGE of (A+B+C)	NUMBER OF SHARES	AS a PERCENTAGE (IX)=(VIII)/(IV)*100
(I)	(II)	(III)	(IV)	(V)	(VI)	(VII)	(VIII)	(IX)=(VIII)/(IV)*100
(B)	<b>PUBLIC SHAREHOLDING</b>							
(1)	INSTITUTIONS							
(a)	Mutual Funds /UTI	0	0	0	0.00	0.00		
(b)	Financial Institutions /Banks	0	0	0	0.00	0.00		
(c)	Central Government / State Government(s)	0	0	0	0.00	0.00		
(d)	Venture Capital Funds	0	0	0	0.00	0.00		
(e)	Insurance Companies	0	0	0	0.00	0.00		
(f)	Foreign Institutional Investors	0	0	0	0.00	0.00		
(g)	Foreign Venture Capital Investors	0	0	0	0.00	0.00		
(h)	Qualified Foreign Investor	0	0	0	0.00	0.00		
(i)	Others	0	0	0	0.00	0.00		
	<b>Sub-Total B(1) :</b>	<b>0</b>	<b>0</b>	<b>0</b>	<b>0.00</b>	<b>0.00</b>		
(2)	NON-INSTITUTIONS							
(a)	Bodies Corporate	55	565339	501939	9.38	9.38		
(b)	Individuals							
	(i) Individuals holding nominal share capital upto Rs.1 lakh	5194	3132566	1902327	51.99	51.99		
	(ii) Individuals holding nominal share capital in excess of Rs.1 lakh	44	1332511	1145211	22.11	22.11		
(c)	Others							
	CLEARING MEMBERS	1	1000	1000	0.02	0.02		
	NON RESIDENT INDIANS	7	23402	23402	0.39	0.39		
(d)	Qualified Foreign Investor	0	0	0	0.00	0.00		
	<b>Sub-Total B(2) :</b>	<b>5301</b>	<b>5054818</b>	<b>3573879</b>	<b>83.89</b>	<b>83.89</b>		
	<b>Total B=B(1)+B(2) :</b>	<b>5301</b>	<b>5054818</b>	<b>3573879</b>	<b>83.89</b>	<b>83.89</b>		
	<b>Total (A+B) :</b>	<b>5309</b>	<b>6025690</b>	<b>4544751</b>	<b>100.00</b>	<b>100.00</b>		
(C)	Shares held by custodians, against which Depository Receipts have been issued							
(1)	Promoter and Promoter Group							
(2)	Public	0	0	0	0.00	0.00		
	<b>GRAND TOTAL (A+B+C) :</b>	<b>5309</b>	<b>6025690</b>	<b>4544751</b>	<b>100.00</b>	<b>0.00</b>	<b>0</b>	




(I)(b) Statement showing holding of securities (including shares, warrants, convertible securities) of persons belonging to the category "Promoter and Promoter Group"											
Sr.No	Name of the Shareholder	Details of Shares held		Encumbered shares (*)			Details of Warrants		Details of convertible securities		Total Shares (including underlying shares assuming full conversion of warrants and convertible securities) as a % of diluted share capital
		No. of Shares held	As a % of grand total (A)+(B)+(C)	Pledge Shares	AS a percentage	AS a % of grand total (A) + (B) + (C) of sub-clause (I)(a)	Number of warrants held	As a % total number of warrants of the same class	Number of convertible securities held	As a % total number of convertible securities of the same class	
(i)	(ii)	(iii)	(iv)	(v)	(vi)=(v)/(iii)*100	(vii)	(viii)	(ix)	(x)	(xi)	(xii)
1	A V S R HOLDINGS PRIVATE LTD	508736	8.44	0	0.00	0.00	0	0.00	0	0.00	8.44
2	ALLURI GOPALA KRISHNAM RAJU	295800	4.91	0	0.00	0.00	0	0.00	0	0.00	4.91
3	ALLURI VENKATA NARASIMHA RAJU	75609	1.25	0	0.00	0.00	0	0.00	0	0.00	1.25
4	AAV RANGA RAJU	75000	1.24	0	0.00	0.00	0	0.00	0	0.00	1.24
5	JAMPANA VENKATA RANGA RAJU	10409	0.17	0	0.00	0.00	0	0.00	0	0.00	0.17
6	JAMPANA SRIDEVI	5300	0.09	0	0.00	0.00	0	0.00	0	0.00	0.09
7	NCC LIMITED	9	0.00	0	0.00	0.00	0	0.00	0	0.00	0.00
8	ALLURI SRIMANNARAYANA RAJU	9	0.00	0	0.00	0.00	0	0.00	0	0.00	0.00
	<b>TOTAL :</b>	<b>970872</b>	<b>16.11</b>	<b>0</b>	<b>0.00</b>	<b>0.00</b>	<b>0</b>	<b>0.00</b>	<b>0</b>	<b>0.00</b>	<b>16.11</b>



(l)(c)(i) Statement showing holding of securities (including shares, warrants, convertible securities) of persons belonging to the category "Public" and holding more than 1% of the total number of shares								
Sr.No.	Name of the shareholder	Number of shares held	Shares as a percentage of total number of shares (i.e., Grant total (A)+(B)+(C) indicated in Statement at para (l)(a) above)	Details of warrants		Details of convertible securities		Total shares (including underlying shares assuming full conversion of warrants and convertible securities) as a % of diluted share capital
				Number of warrants held	As a % total number of warrants of the same class	Number of convertible securities held	% w.r.t total number of convertible securities of the same class	
1	BJD SECURITIES PRIVATE LTD	189974	3.15	0	0.00	0	0.00	3.15
2	RABEN TECHNOLOGY SOLUTIONS PVT LTD	163714	2.72	0	0.00	0	0.00	2.72
3	MANTENA RAJU	140000	2.32	0	0.00	0	0.00	2.32
4	NAYANA VADILAL VASA	100875	1.67	0	0.00	0	0.00	1.67
5	JAYANTILAL PREMJI SHAH	99750	1.66	0	0.00	0	0.00	1.66
6	JOTHI.R	63600	1.06	0	0.00	0	0.00	1.06
	<b>TOTAL :</b>	<b>757913</b>	<b>12.58</b>	<b>0</b>	<b>0.00</b>	<b>0</b>	<b>0.00</b>	<b>12.58</b>




(1)(c)(ii) Statement showing holding of securities (including shares, warrants, convertible securities) of persons (together with PAC) belonging to the category "Public" and holding more than 5% of the total number of shares of the company								
Sr.No.	Name(s) of the shareholder(s) and the Persons Acting in Concert (PAC) with them	Number of shares held	Shares as a percentage of total number of shares (i.e., Grant total (A)+(B)+(C) indicated in Statement at para (1)(a) above)	Details of warrants		Details of convertible securities		Total shares (including underlying shares assuming full conversion of warrants and convertible securities) as a % of diluted share capital)
				Number of warrants held	As a % total number of warrants of the same class	Number of convertible securities held	% w.r.t total number of convertible securities of the same class	
<b>TOTAL :</b>		0	0	0	0	0	0	0



(I)(d) STATEMENT SHOWING DETAILS OF LOCKED-IN SHARES"				
Sr.No.	Name of the shareholder	Number of locked-in shares	Locked-in shares as a (%) percentage of total number of shares {i.e, Grand Total (A)+(B)+(C) Indicated in Statement at para (I)(a) above}	Promoter/Promoter Group/Public
	<b>TOTAL :</b>	0	0	



(II)(a) STATEMENT SHOWING DETAILS OF DEPOSITORY RECEIPTS (DRS)				
Sr.No.	Type of outstanding DR (ADRs,GDRs,SDRs,etc.)	Number of outstanding DRs	Number of shares underlying outstanding DRs	Shares underlying outstanding DRs as a percentage of total number of shares (i.e., Grand Total (A)+(B)+(C) indicated in Statement at Para(I)(a) above}
<b>TOTAL :</b>		<b>0</b>	<b>0</b>	<b>0</b>





(II)(b)	Statement showing Holding of Depository Receipts (DRs), where underlying shares held by "Promoter/Promoter group" are in excess of 1% of the total number shares.			
Sr.No.	Name of the DR Holder	Type of outstanding DR (ADRs,GDRs,SDRs, etc.)	Number of shares underlying outstanding DRs	Shares underlying outstanding DRs as a percentage of total number of shares (i.e., Grand Total (A)+(B)+(C) indicated in Statement at para(I)(a) above}
	TOTAL :		0	0

