




(a) STATEMENT SHOWING SHAREHOLDING PATTERN IN CLAUSE-35

NAME OF THE COMPANY: NCC FINANCE LIMITED		Name of the Scrip:	
RIP CODE:	531452		
Issue of Security:			
ARTER ENDED:	31/03/2014		
		As a % of total no. of partly paid-up shares	As a % of total no. of shares of the Company.
Partly paid-up shares			
held by promoter/promoter group	0	0	0
held by Public	0	0	0
Total:	0	0	0
		As a % of total no. of outstanding convertible securities.	As a % of total no. of shares of the Company assuming full conversion of the convertible securities
Outstanding convertible securities:			
held by promoter/promoter group	0	0	0
held by Public	0	0	0
Total:	0	0	0
		As a % of total no. of warrants	As a % of total no. of shares of the Company, assuming full conversion of warrants
Warrants:			
held by promoter/promoter group	0	0	0
held by Public	0	0	0
Total:	0	0	0
Total paid-up capital of the company, assuming full conversion of warrants and convertible securities	6025690	0	100.00




CATEGORY OF SHAREHOLDER	NO OF SHAREHOLDERS	TOTAL NUMBER OF SHARES	NO OF SHARES HELD IN DEMATERIALIZED FORM	TOTAL SHAREHOLDING AS A % OF TOTAL NO OF SHARES			SHARES PLEDGE OR OTHERWISE ENCUMBERED	
				(IV)	(V)	(VI)	(VII)	(VIII)
(ii)	(iii)	(iv)	(v)	(vi)	(vii)	(viii)	(ix)=(viii)/(iv)*100	
<b>PROMOTER AND PROMOTER GROUP</b>								
INDIAN								
Individual/HUF	6	462127	462127	7.67	7.67	0	0.00	0.00
Central Government/State Government(s)	0	0	0	0.00	0.00	0	0.00	0.00
Bodies Corporate	2	508745	508745	8.44	8.44	0	0.00	0.00
Financial Institutions / Banks	0	0	0	0.00	0.00	0	0.00	0.00
Others	0	0	0	0.00	0.00	0	0.00	0.00
<b>Sub-Total A(1) :</b>	<b>8</b>	<b>970872</b>	<b>970872</b>	<b>16.11</b>	<b>16.11</b>	<b>0</b>	<b>0.00</b>	<b>0.00</b>
FOREIGN								
Individuals (NRIs/Foreign Individuals)	0	0	0	0.00	0.00	0	0.00	0.00
Bodies Corporate	0	0	0	0.00	0.00	0	0.00	0.00
Institutions	0	0	0	0.00	0.00	0	0.00	0.00
Qualified Foreign Investor	0	0	0	0.00	0.00	0	0.00	0.00
Others	0	0	0	0.00	0.00	0	0.00	0.00
<b>Sub-Total A(2) :</b>	<b>0</b>	<b>0</b>	<b>0</b>	<b>0.00</b>	<b>0.00</b>	<b>0</b>	<b>0.00</b>	<b>0.00</b>
<b>Total A=A(1)+A(2)</b>	<b>8</b>	<b>970872</b>	<b>970872</b>	<b>16.11</b>	<b>16.11</b>	<b>0</b>	<b>0.00</b>	<b>0.00</b>
<b>PUBLIC SHAREHOLDING</b>								
INSTITUTIONS								
Mutual Funds /UTI	0	0	0	0.00	0.00	0	0.00	0.00
Financial Institutions /Banks	0	0	0	0.00	0.00	0	0.00	0.00
Central Government / State Government(s)	0	0	0	0.00	0.00	0	0.00	0.00
Venture Capital Funds	0	0	0	0.00	0.00	0	0.00	0.00
Insurance Companies	0	0	0	0.00	0.00	0	0.00	0.00
Foreign Institutional Investors	0	0	0	0.00	0.00	0	0.00	0.00
Foreign Venture Capital Investors	0	0	0	0.00	0.00	0	0.00	0.00
Qualified Foreign Investor	0	0	0	0.00	0.00	0	0.00	0.00
Others	0	0	0	0.00	0.00	0	0.00	0.00
<b>Sub-Total B(1) :</b>	<b>0</b>	<b>0</b>	<b>0</b>	<b>0.00</b>	<b>0.00</b>	<b>0</b>	<b>0.00</b>	<b>0.00</b>






CATEGORY OF SHAREHOLDER	NO OF SHAREHOLDERS	TOTAL NUMBER OF SHARES	NO OF SHARES HELD IN DEMATERIALIZED FORM	TOTAL SHAREHOLDING AS A % OF TOTAL NO OF SHARES			SHARES PLEDGE OR OTHERWISE ENCUMBERED	
				(IV)	(V)	(VI)	(VII)	(VIII)
(ii)								
NON-INSTITUTIONS								
Bodies Corporate	59	398693	335293	6.62	6.62			
Individuals								
(i) Individuals holding nominal share capital upto Rs.1 lakh	5235	3148291	1912852	52.25	52.25			
(ii) Individuals holding nominal share capital in excess of Rs.1 lakh	50	1374332	1187032	22.81	22.81			
Others								
NON RESIDENT INDIANS	9	127902	127902	2.12	2.12			
CLEARING MEMBERS	3	5600	5600	0.09	0.09			
Qualified Foreign Investor	0	0	0	0.00	0.00			
Sub-Total B(2) :	5356	5054818	3568679	83.89	83.89			
Total B=B(1)+B(2) :	5356	5054818	3568679	83.89	83.89			
Total (A+B) :	5364	6025690	4539551	100.00	100.00			
Shares held by custodians, against which Depository Receipts have been issued								
Promoter and Promoter Group	0	0	0	0.00	0.00			
Public								
<b>GRAND TOTAL (A+B+C) :</b>	<b>5364</b>	<b>6025690</b>	<b>4539551</b>	<b>100.00</b>	<b>100.00</b>	<b>0</b>	<b>0</b>	<b>0.00</b>



Statement showing holding of securities (including shares, warrants, convertible securities) of persons belonging to the category 'Promoter and Promoter Group'												
Name of the Shareholder	Details of Shares held			Encumbered shares (*)			Details of Warrants			Details of convertible securities		Total Shares (including underlying shares assuming full conversion of warrants and convertible securities) as a % of diluted share capital
	No. of Shares held	As a % of grand total (A)+(B)+(C)	Pledge Shares	AS a percentage (VI)-(V)/(III)*100	AS a % of grand total (A) + (B) + (C) of sub-clause (I)(a)	Number of warrants held	As a % total number of warrants of the same class	Number of convertible securities held	As a % total number of convertible securities of the same class	(X)	(XI)	
(ii)	(iii)	(iv)	(v)	(vi)-(v)/(iii)*100	(vii)	(viii)	(ix)	(x)	(xi)	(xii)	(xiii)	(xiv)
1. A V S R HOLDINGS PRIVATE LTD	508736	8.44	0	0.00	0.00	0	0.00	0	0.00	0	0.00	8.44
2. ALLURI GOPALA KRISHNAM RAJU	295800	4.91	0	0.00	0.00	0	0.00	0	0.00	0	0.00	4.91
3. ALLURI VENKATA NARASIMHA RAJU	75609	1.25	0	0.00	0.00	0	0.00	0	0.00	0	0.00	1.25
4. AAV RANGA RAJU	75000	1.24	0	0.00	0.00	0	0.00	0	0.00	0	0.00	1.24
5. JAMPANA VENKATA RANGA RAJU	10409	0.17	0	0.00	0.00	0	0.00	0	0.00	0	0.00	0.17
6. JAMPANA SRIDEVI	5300	0.09	0	0.00	0.00	0	0.00	0	0.00	0	0.00	0.09
7. INCC LIMITED	9	0.00	0	0.00	0.00	0	0.00	0	0.00	0	0.00	0.00
8. ALLURI SRIMANNARAYANA RAJU	9	0.00	0	0.00	0.00	0	0.00	0	0.00	0	0.00	0.00
<b>TOTAL :</b>	<b>970872</b>	<b>16.11</b>	<b>0</b>	<b>0.00</b>	<b>0.00</b>	<b>0</b>	<b>0.00</b>	<b>0</b>	<b>0.00</b>	<b>0</b>	<b>0.00</b>	<b>16.11</b>

(l)(c)(i) Statement showing holding of securities (including shares, warrants, convertible securities) of persons belonging to the category "Public" and holding more than 1% of the total number of shares								
Sr. No.	Name of the shareholder	Number of shares held	Shares as a percentage of total number of shares (i.e., Grant total (A)-(B)+(C) indicated in Statement at para (l)(a) above)	Details of warrants	Details of convertible securities	Total shares (including underlying shares assuming full conversion of warrants and convertible securities) as a % of diluted share capital)		
				Number of warrants held	As a % total number of warrants of the same class	Number of convertible securities held	% w.r.t total number of convertible securities of the same class	
1	RABEN TECHNOLOGY SOLUTIONS PVT LTD	163714	2.72	0	0.00	0	0.00	2.72
2	MANITENA RAJU	140000	2.32	0	0.00	0	0.00	2.32
3	BINITA RAMESH ANANDPARA	100000	1.66	0	0.00	0	0.00	1.66
4	JAYANTILAL PREMJI SHAH	99750	1.66	0	0.00	0	0.00	1.66
5	NAYANA VADILAL VASA	92175	1.53	0	0.00	0	0.00	1.53
	<b>TOTAL :</b>	<b>595639</b>	<b>9.88</b>	<b>0</b>	<b>0.00</b>	<b>0</b>	<b>0.00</b>	<b>9.88</b>







STATEMENT SHOWING DETAILS OF DEPOSITORY RECEIPTS (DRS)				
(II)(a)	Type of outstanding DR (ADRs,GDRs,SDRs,etc.)	Number of outstanding DRs	Number of shares underlying outstanding DRs	Shares underlying outstanding DRs as a percentage of total number of shares {i.e., Grand Total (A)+(B)+(C) indicated in Statement at Para(I)(a) above}
		0	0	0
	<b>TOTAL :</b>			





Statement showing Holding of Depository Receipts (DRs), where underlying shares held by "Promoter/Promoter group" are in excess of 1% of the total number shares.				
(II)(b)				
Sr.No.	Name of the DR Holder	Type of outstanding DR (ADRs, GDRs, SDRs, etc.)	Number of shares underlying outstanding DRs	Shares underlying outstanding DRs as a percentage of total number of shares (i.e., Grand Total (A)+(B)+(C) indicated in Statement at para(I)(a) above)
	<b>TOTAL :</b>		<b>0</b>	<b>0</b>