

**Introductory sub-table (I)(a)**

**Name of the Company: MOVING PICTURE COMPANY (INDIA) LIMITED**

**scrip Code: 590011, Name of the scrip: MOVINGPI, class of security: EQUITY**

**Quarter ended: 31ST MARCH, 2014**

Partly paid-up shares:-	No. of partly paid-up shares	As a % of total no. of partly paid-up shares	
		paid-up shares	As a % of total no. of shares of the company
Held by promoter/promoter group	N/A	N/A	N/A
Held by public	N/A	N/A	N/A
<b>Total</b>	<b>N/A</b>	<b>N/A</b>	<b>N/A</b>

Outstanding convertible securities:-	No. of outstanding securities	As a % of total no. of outstanding convertible securities	
		As a % of total no. of shares of the company, assuming full conversion of the convertible securities	As a % of total no. of shares of the company, assuming full conversion of the convertible securities
Held by promoter/promoter group	N/A	N/A	N/A
Held by public	N/A	N/A	N/A
<b>Total</b>	<b>N/A</b>	<b>N/A</b>	<b>N/A</b>

Warrants:-	No. of warrants	As a % of total no. of warrants	
		As a % of total no. of shares of the company, assuming full conversion of warrants	As a % of total no. of shares of the company, assuming full conversion of warrants
Held by promoter/promoter group	0	0	0
Held by public	0	0	0
<b>Total</b>	<b>0</b>	<b>0</b>	<b>0</b>

**Total paid-up capital of the company, assuming full conversion of warrants and convertible securities**

13201450

**Statement Showing Shareholding Pattern**

Category code	Category of Shareholder	Number of Shares holder	Table (I)(a)			Total shareholding as a percentage of total number of shares		Number of shares otherwise encumbered	Shares Pledged or otherwise encumbered
			Total number of shares	Number of shares held in dematerialized form	As a percentage of (A+B) <sup>1</sup>	As a percentage of (A+B+C)			
(D)	(II)	(III)	(IV)	(V)	(VI)	(VII)	(VIII)	(IX) = (VIII)/(IV)*100	
(A)	Shareholding of Promoter and Indian								
(a)	Individuals/ Hindu Undivided Family								
(b)	Central Government/ State Government(s)	4	2229435	2229435	16.89	16.89	0	0.00	
(c)	Bodies Corporate	0	0	0	0.00	0.00	0	0.00	
(d)	Financial Institutions/ Banks	0	0	0	0.00	0.00	0	0.00	
(e)	Any Others(Specify)	0	0	0	0.00	0.00	0	0.00	
(e-i)	Trust	0	0	0	0.00	0.00	0	0.00	
(e-ii)	Society	0	0	0	0.00	0.00	0	0.00	
(e-iii)	Educational Institutions	0	0	0	0.00	0.00	0	0.00	

For Moving Picture Company (I) Ltd.

Company Secretary



	Sub Total(A)(1)	4	2229435	2229435	16.89	16.89	0	0.00
2	Foreign							
a	Individuals (Non-Residents Individuals/ Foreign Individuals)	0	0	0	0.00	0.00	0	0.00
b	Bodies Corporate	0	0	0	0.00	0.00	0	0.00
c	Institutions	0	0	0	0.00	0.00	0	0.00
d	Qualified Foreign Investor	0	0	0	0.00	0.00	0	0.00
e	Any Others(Specify)	0	0	0	0.00	0.00	0	0.00
e-i		0	0	0	0.00	0.00	0	0.00
e-ii								
	Sub Total(A)(2)	0	0	0	0.00	0.00	0	0.00
	Total Shareholding of Promoter and	4	2229435	2229435	16.89	16.89	0	0.00
(B)	Public shareholding							
1	Institutions							
(a)	Mutual Funds/ UTI	1	294271	294271	2.23	2.23		
(b)	Financial Institutions / Banks	1	5000	5000	0.04	0.04		
(c)	Central Government/ State Government(s)	0	0	0	0.00	0.00		
(d)	Venture Capital Funds	0	0	0	0.00	0.00		
(e)	Insurance Companies	1	100000	100000	0.76	0.76		
(f)	Foreign Institutional Investors	0	0	0	0.00	0.00		
(g)	Foreign Venture Capital Investors	0	0	0	0.00	0.00		
(h)	Qualified Foreign Investor	0	0	0	0.00	0.00		
(i)	Any Other (specify)	0	0	0	0.00	0.00		
(i-i)					0.00	0.00		
(i-ii)								

For Moving Picture Company (P) Ltd.

*Pratik*  
Company Secretary

	Sub-Total (B)(1)	3	399271	399271	3.02	3.02			
B 2	Non-institutions								
(a)	Bodies Corporate	123	4319431	4299431	32.73	32.73			
(b)	Individuals				0.00	0.00			
I	Individuals - i. Individual shareholders holding nominal share capital up to Rs 1 lakh	2614	2962074	2904235	22.44	22.44			
II	ii. Individual shareholders holding nominal share capital in excess of Rs. 1 lakh.	91	2884447	2864437	21.85	21.85			
(c)	Qualified Foreign Investor	0	0	0	0.00	0.00			
(d)	Any Other (specify)				0.00	0.00			
(d-i)	Trust & Foundations	1	375000	0	2.84	2.84			
(d-ii)	Non Resident Individuals	8	31792	31792	0.24	0.24			
	Sub-Total (B)(2)	2837	10572744	10099895	80.09	80.09			
(B)	Total Public Shareholding (B)= (B)(1)+(B)(2)	2840	10972015	10499166	83.11	83.11			
	TOTAL (A)+(B)	2844	13201450	12728601	100.00	100.00			
(C)	Shares held by Custodians and against which Depository Receipts have been issued								
1	Promoter and Promoter Group	0	0	0	0	0.00			
2	Public	0	0	0	0	0.00			
	Sub-Total (C)	0	0	0	0	0			
	GRAND TOTAL (A)+(B)+(C)	2844	13201450	12728601	100	100.00	0	0.00	

For Moving Picture Company (I) Ltd.

*P. K. Singh*


Company Secretary

**(I)(b) Statement showing holding of securities (including shares, warrants, convertible securities) category "Promoter and Promoter Group"**

Sr.	Name of the shareholder	Details of Shares held		Encumbered shares (*)			Details of warrants	
		Number of shares held	As a % of grand total (A)+(B)+(C)	No.	As a percentage	As a % of grand total (A)+(B)+(C) of sub-clause (I)(a)	Number of warrants held	As a % total number of warrants of the same class
No.								
(I)	(II)	(III)	(IV)	(V)	(VI)=(V)/(III)*100	(VII)	(VIII)	(IX)
1	SANCHAITA GAJAPATI	1095543	8.30	0	0.00	0.00	0	0
2	RAMESH SHARMA	733490	5.56	0	0.00	0.00	0	0
3	UMA GAJAPATI RAJU	299402	2.27	0	0.00	0.00	0	0
4	VINAY JHA	101000	0.77	0	0.00	0.00	0	0
<b>TOTAL</b>		<b>2229435</b>	<b>16.89</b>	<b>0</b>	<b>0.00</b>	<b>0.00</b>	<b>0</b>	<b>0</b>

(\*) The term "encumbrance" has the same meaning as assigned to it in regulation 28(3) of the SAST Reg

For Moving Picture Company (I) Ltd.

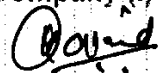
  
Company Secretary

of persons belonging to the

Details of convertible securities		Total shares (including underlying shares assuming full conversion of warrants and convertible securities) as a % of diluted share capital
Number of convertible securities held	As a % total number of convertible securities of the same class	
(X)	(XI)	(XII)
0	0	
0	0	
0	0	
0	0	
0		0

ulations, 2011

For Moving Picture Company (I) Ltd.

  
Company Secretary

**D)(c)(i) Statement showing holding of securities (including shares, warrants, convertible securities) of persons belonging to the category "Public" and holding more than 1% of the total number of shares**

Sr. No	Name of the shareholder	Number of shares held	Shares as a percentage of total number of shares {i.e., Grand Total (A)+(B)+(C) indicated in Statement at para (D)(a) above}	Details of warrants		Details of convertible securities		Total shares (including underlying shares assuming full conversion of warrants and convertible securities) as a % of diluted share capital
				Number of warrants held	As a % of total number of warrants of the same class	Number of convertible securities held	% w.r.t total number of convertible securities of the same class	
1	SMIFS CAPITAL MARKETS LTD.	881600	6.68	0	0	0	0	0
2	SHRI PARASRAM HOLDINGS PVT. LTD.	805453	6.10	0	0	0	0	0
3	BERKELEY SECURITIES LTD	650000	4.92	0	0	0	0	0
4	MULTI PLEX CAPITAL LTD	440000	3.33	0	0	0	0	0
5	MPCIL- ESOS Trust	375000	2.84	0	0	0	0	0
6	ADMINISTRATOR OF THE SPECIFIED UN	294271	2.23	0	0	0	0	0
7	DURGESH JINDAL	250000	1.89	0	0	0	0	0
8	NISHA AGGARWAL	200000	1.52	0	0	0	0	0
9	GLOBE FINCAP LIMITED	196200	1.49	0	0	0	0	0
10	HARBANS JINDAL	191890	1.45	0	0	0	0	0

FOR MOVING TO THE COMPANY'S WEBSITE

Company Name  


11	NDA SECURITIES LTD.	186535	1.41	0	0	0	0	0
12	V K FINVEST PVT LTD	180000	1.36	0	0	0	0	0
13	ANJU GUPTA	151517	1.15	0	0	0	0	0
	<b>TOTAL</b>	<b>4802466</b>	<b>36.37</b>	<b>0</b>	<b>0</b>	<b>0</b>	<b>0</b>	<b>0</b>

For Moving Picture Company (I) Ltd.


*Devin*  
Company Secretary



**(D)(e)(ii) Statement showing holding of securities (including shares, warrants, convertible securities) of persons (together with PAC) belonging to the category "Public" and holding more than 5% of the total number of shares of the company**

Sr. No.	Name(s) of the shareholder(s) and the Persons Acting in Concert (PAC) with them	Number of shares	Shares as a percent age of total number of shares {i.e., Grand Total (A)+(B)+(C)+(C) indicate d in State ment at para (D)(a)}	Details of warrants		Details of convertible securities		Total shares (including underlying shares assuming full conversion of warrants and convertible securities) as a % of diluted share capital
				Number of warrants	As a % total number of warrants of the same class	Number of convertible securities held	% w.r.t total number of convertible securities of the same class	
1	SMIFS CAPITAL MARKETS LTD.	881600	6.68	0	0	0	0	0
2	SHRI PARASRAM HOLDINGS PVT	805453	6.10	0	0	0	0	0
<b>TOTAL</b>		<b>1687053</b>	<b>12.78</b>	<b>0</b>	<b>0</b>	<b>0</b>	<b>0</b>	<b>0</b>

For Moving Picture Company

Company 

**(I)(d) Statement showing details of locked-in shares**


Sr. No.	Name of the shareholder	Number of locked-in shares	Locked-in shares as a percentage of total number of shares {i.e., Grand Total (A)+(B)+(C) indicated in Statement at para (I)(a) above}
1	NIL	NIL	NIL
2			0.00
3			0.00
4			0.00
5			0.00
6			0.00
7			0.00
8			0.00
9			0.00
<b>TOTAL</b>		<b>NIL</b>	<b>NIL</b>

For Moving Picture Company (I) Ltd.

*Dalind*  
Company Secretary

(11)(a) Statement showing details of Depository Receipts (DRs)


Sr. No.	Type of outstanding DR (ADRs, GDRs, SDRs, etc.)	Number of outstanding DRs	Number of shares underlying outstanding DRs	Shares underlying outstanding DRs as a percentage of total number of shares {i.e., Grand Total (A)+(B)+(C) indicated in Statement at para (1)(a) above}
1	NIL	NIL	NIL	NIL
2				0.00
3				0.00
4				0.00
5				0.00
6				0.00
7				0.00
8				0.00
9				0.00
<b>TOTAL</b>		<b>NIL</b>	<b>NIL</b>	<b>NIL</b>

For Moving Picture Company (I) Ltd.  
  
 Company Secretary

**(II)(b) Statement showing holding of Depository Receipts (DRs), where un-  
by "promoter/promoter group" are in excess of 1% of the total num**

Sr. No.	Name of the DR Holder	Type of outstanding DR (ADRs, GDRs, SDRs, etc.)
1	NIL	
2		NIL
3		
4		
5		
6		
7		
8		
9		
<b>TOTAL NIL</b>		<b>NIL</b>

For Moving Pictures Company (I) Ltd.

  
Company Secretary

**Underlying shares held**

**Number of shares**

<b>Number of shares underlying outstanding DRs</b>	<b>Shares underlying outstanding DRs as a percentage of total number of shares {i.e., Grand Total (A)+(B)+(C) indicated in Statement at para (I)(a) above}</b>
NIL	NIL
NIL	NIL

For Moving Picture Company (I) Ltd.

*Palma*  
Company Secretary