

Introductory sub-table (I)(a)

Name of the Company: **MOVING PICTURE COMPANY (INDIA) LIMITED**

Scrip Code: 590011, Name of the scrip: **MOVINGPI**, class of security: **EQUITY**

Quarter ended: **30th June, 2014**


Partly paid-up shares:-	No. of partly paid-up shares	As a % of total no. of partly paid-up shares	As a % of total no. of shares of the company
Held by promoter/promoter group	N.A	N.A	N.A
Held by public	N.A	N.A	N.A
Total	N.A	N.A	N.A

Outstanding convertible securities:-	No. of outstanding securities	As a % of total no. of outstanding convertible securities	As a % of total no. of shares of the company, assuming full conversion of the convertible securities
Held by promoter/promoter group	N.A	N.A	N.A
Held by public	N.A	N.A	N.A
Total	N.A	N.A	N.A

Warrants:-	No. of warrants	As a % of total no. of warrants	As a % of total no. of shares of the company, assuming full conversion of warrants
Held by promoter/promoter group	0	0	0
Held by public	0	0	0
Total	0	0	0


Total paid-up capital of the company, assuming full conversion of warrants and convertible securities

13201450

For Moving Picture Company (I) Ltd.

 Director

Statement Showing Shareholding Pattern


Category code	Category of Shareholder	Table (I)(a)					Total shareholding as a percentage of total number of shares		Shares Pledged or otherwise encumbered
		Number of Share holders	Total number of shares	Number of shares held in dematerialized form	As a percentage of (A+B) ¹		As a percentage of (A+B+C)	Number of shares	
					(VI)	(VII)			
(I)	(II)	(III)	(IV)	(V)	(VI)	(VII)	(VIII)	(IX) = (VIII)/(IV)*100	
(A)	Shareholding of Promoter and Indian								
(a)	Individuals/ Hindu Undivided Family								
(b)	Central Government/ State Government(s)	4	2229435	2229435	16.89	16.89	0	0.00	
(c)	Bodies Corporate	0	0	0	0.00	0.00	0	0.00	
(d)	Financial Institutions/ Banks	0	0	0	0.00	0.00	0	0.00	
(e)	Any Others(Specify)	0	0	0	0.00	0.00	0	0.00	
(e-i)	Trust	0	0	0	0.00	0.00	0	0.00	
(e-ii)	Society	0	0	0	0.00	0.00	0	0.00	
(e-iii)	Educational Institutions	0	0	0	0.00	0.00	0	0.00	

For Moving Picture Company (I) Ltd.

 Director

		4	2229435	2229435	16.89	16.89	0	0.00
	Sub Total(A)(1)							
2	Foreign							
a	Individuals (Non-Residents Individuals/ Foreign Individuals)	0	0	0	0.00	0.00	0	0.00
b	Bodies Corporate	0	0	0	0.00	0.00	0	0.00
c	Institutions	0	0	0	0.00	0.00	0	0.00
d	Qualified Foreign Investor	0	0	0	0.00	0.00	0	0.00
e	Any Others(Specify)	0	0	0	0.00	0.00	0	0.00
e-i		0	0	0	0.00	0.00	0	0.00
e-ii								
	Sub Total(A)(2)	0	0	0	0.00	0.00	0	0.00
	Total Shareholding of Promoter and	4	2229435	2229435	16.89	16.89	0	0.00
(B)	Public shareholding							
1	Institutions							
(a)	Mutual Funds/ UTI	1	294271	294271	2.23	2.23		
(b)	Financial Institutions / Banks	1	5000	5000	0.04	0.04		
(c)	Central Government/ State Government(s)	0	0	0	0.00	0.00		
(d)	Venture Capital Funds	0	0	0	0.00	0.00		
(e)	Insurance Companies	1	100000	100000	0.76	0.76		
(f)	Foreign Institutional Investors	0	0	0	0.00	0.00		
(g)	Foreign Venture Capital Investors	0	0	0	0.00	0.00		
(h)	Qualified Foreign Investor	0	0	0	0.00	0.00		
(i)	Any Other (specify)	0	0	0	0.00	0.00		
(i-ii)								
(i-ii)								

For Moving Picture Company (I) Ltd.


Director



		3	399271	399271	3.02	3.02
	Sub-Total (B)(1)					
B 2	Non-institutions					
(a)	Bodies Corporate	123	4381846	4361846	33.19	33.19
(b)	Individuals				0.00	0.00
	Individuals -i. Individual shareholders holding nominal share capital up to Rs 1 lakh	2556	2864545	2806706	21.70	21.70
	ii. Individual shareholders holding nominal share capital in excess of Rs. 1 lakh.					
(c)	Qualified Foreign Investor	90	2921208	2901198	22.13	22.13
(d)	Any Other (specify)	0	0	0	0.00	0.00
(d-i)	Trust & Foundations				0.00	0.00
(d-ii)	Non Resident Individuals	1	375000	0	2.84	2.84
		8	30145	30145	0.23	0.23
	Sub-Total (B)(2)	2778	10572744	10099895	80.08	80.08
(B)	Total Public Shareholding (B)= (B)(1)+(B)(2)	2781	10972015	10499166	83.11	83.11
	TOTAL (A)+(B)	2785	13201450	12728601	100.00	100.00
(C)	Shares held by Custodians and against which Depository Receipts have been issued					
1	Promoter and Promoter Group	0	0	0	0	0.00
2	Public	0	0	0	0	0.00
	Sub-Total (C)	0	0	0	0	0
	GRAND TOTAL (A)+(B)+(C)	2785	13201450	12728601	100	100.00
					0	0.00

Sr.No	Notes
1	
2	
3	
4	
5	
6	
7	
8	
9	

For Moving Picture Company (I) Ltd.



Director

(1)(b) Statement showing holding of securities (including shares, warrants, convertible securities) of persons belonging to the category "Promoter and Promoter Group"

Sr.No	Name of the shareholder	Details of Shares held	Number of shares held	As a % of grand total (A)+(B)+(C)	No.	As a percentage (VI)=(V/(III))*100	As a % of grand total (A)+(B)+(C) of sub-clause (I)(a)	Number of warrants held	Details of warrants		Details of convertible securities		Total shares (including underlying shares assuming full conversion of warrants and convertible securities) as a % of diluted share capital
									As a % total number of warrants of the same class	Number of convertible securities held	As a % total number of convertible securities of the same class		
(i)	(ii)	(iii)	(iv)	(v)	(vi)=(v/(iii))*100	(vii)	(viii)	(ix)	(x)	(xi)	(xii)		
1	SANCHAITA GALAPATI RAJU		1095543	8.30	0	0.00	0.00	0	0	0	0		
2	RAMESH SHARMA		733490	5.56	0	0.00	0.00	0	0	0	0		
3	UMA GALAPATI RAJU		299402	2.27	0	0.00	0.00	0	0	0	0		
4	VINAY JHA		101000	0.77	0	0.00	0.00	0	0	0	0		
TOTAL			2229435	16.89	0	0.00	0.00	0	0	0	0	0	

(*) The term "encumbrance" has the same meaning as assigned to it in regulation 28(3) of the SAST Regulations, 2011

For Moving Picture Company (I) Ltd.



Director

D)(c)(i) Statement showing holding of securities (including shares, warrants, convertible securities) of persons belonging to the category "Public" and holding more than 1% of the total number of shares

Sr. No	Name of the shareholder	Number of shares held	Shares as a percentage of total number of shares i.e., Grand Total (A)+(B)+(C) indicated in Statement at para (I)(a) above}	Details of warrants		Details of convertible securities		Total shares (including underlying shares assuming full conversion of warrants and convertible securities) as a % of diluted share capital
				Number of warrants held	As a % of total number of warrants of the same class	Number of convertible securities held	% w.r.t total number of convertible securities of the same class	
1	SMIFS CAPITAL MARKETS LTD.	881600	6.68	0	0	0	0	0
2	SHRI PARASRAM HOLDINGS PVT. LTD.	770114	5.83	0	0	0	0	0
3	BERKELEY SECURITIES LTD	650000	4.92	0	0	0	0	0
4	MULTIPLY CAPITAL LTD	440000	3.33	0	0	0	0	0
5	MPCIL- ESOS Trust	375000	2.84	0	0	0	0	0
	ADMINISTRATOR OF THE SPECIFIED							
6	UNDERTAKING OF THE UNIT TRUST	294271	2.23	0	0	0	0	0
7	DURGESH JINDAL	250000	1.89	0	0	0	0	0
8	NISHA AGGARWAL	200000	1.52	0	0	0	0	0
9	GLOBE FINCAP LIMITED	196200	1.49	0	0	0	0	0
10	HARBANS JINDAL	191890	1.45	0	0	0	0	0
11	B S GOYAL	184517	1.39	0	0	0	0	0
12	V K FINVEST PVT LTD	180000	1.36	0	0	0	0	0
13	ANJU GUPTA	151517	1.15	0	0	0	0	0
14	JYOTI PORTFOLIO LIMITED	222759	1.69	0	0	0	0	0
	TOTAL	4987868	37.78	0	0	0	0	0

For Moving

Prakash

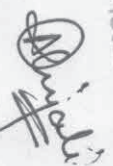
Director

Picture Company (I) Ltd.

(1)(c)(ii) Statement showing holding of securities (including shares, warrants, convertible securities) of persons (together with PAC) belonging to the category "Public" and holding more than 5% of the total number of shares of the company

Sr. No.	Name(s) of the shareholder(s) and the Persons Acting in Concert (PAC) with them	Number of shares	Shares as a percent age of total number of shares {i.e., Grand Total (A)+(B) +(C) indicate d in Stateme nt at para (1)(a)}	Details of warrants		Details of convertible securities		Total shares (including underlying shares assuming full conversion of warrants and convertible securities) as a % of diluted share capital
				Number of warrants	As a % total number of warrants of the same class	Number of convertible securities held	% w.r.t total number of convertible securities of the same class	
1	SMIFS CAPITAL MARKETS LTD.	881600	6.68	0	0	0	0	0
2	SHRI PARASRAM HOLDINGS PVT	770114	5.83	0	0	0	0	0
TOTAL		1651714	12.51	0	0	0	0	0

For Moving Picture Company (I) Ltd.



Director

(I)(d) Statement showing details of locked-in shares

Sr. No.	Name of the shareholder	Number of locked-in shares	Locked-in shares as a percentage of total number of shares {i.e., Grand Total (A)+(B)+(C) indicated in Statement at para (I)(a) above}
1	NIL	NIL	NIL
2			0.00
3			0.00
4			0.00
5			0.00
6			0.00
7			0.00
8			0.00
9			0.00
TOTAL		NIL	NIL

For Moving Picture Company (I) Ltd.



Director

(II)(a) Statement showing details of Depository Receipts (DRs)

Sr. No.	Type of outstanding DR (ADRs, GDRs, SDRs, etc.)	Number of outstanding DRs	Number of shares underlying outstanding DRs	Shares underlying outstanding DRs as a percentage of total number of shares i.e., Grand Total (A)+(B)+(C) indicated in Statement at para (I)(a) above}
1	NIL	NIL	NIL	NIL
2				0.00
3				0.00
4				0.00
5				0.00
6				0.00
7				0.00
8				0.00
9				0.00
TOTAL		NIL	NIL	NIL

For Moving Picture Company (I) Ltd.



Director

