


I (a) Outstanding Convertible securities/warrants issued to the Promoters/Public			
Name of the Company : Motilal Oswal Financial Services Limited			
Scrip Code : BSE: 532892 NSE: MOTILALOFS			
Quarter ended : 31.12.2014			
Partly Paid-up shares	No. of Partly Paid-up shares	As a % of total no. of partly paid-up shares	As a % of total no. of shares of the Company
Held by promoter / promoter group			
Held by public	NIL	NIL	NIL
Total	NIL	NIL	NIL
Outstanding convertible securities	No. of outstanding securities	As a % of total no. of outstanding convertible securities	As a % of total no. of shares of the Company, assuming full conversion of the convertible securities
Held by promoter / promoter group			
Held by public	NIL	NIL	NIL
Total	NIL	NIL	NIL
Warrants	No. of warrants	As a % of total no. of warrants	As a % of total no. of shares of the Company, assuming full conversion of warrants
Held by promoter / promoter group			
Held by public	NIL	NIL	NIL
Total	NIL	NIL	NIL
Total paid-up capital of the company, assuming full conversion of warrants and convertible securities	139,355,255		



(I) (a) STATEMENT SHOWING SHAREHOLDING PATTERN								
NAME OF THE COMPANY: MOTILAL OSWAL FINANCIAL SERVICES LIMITED								
Scrip Code: BSE: 532892								
NSE: MOTILALOFS								
CATEGORY: EQUITY SHARES								
QUARTER ENDED: 31/12/2014								
CATEG ORY CODE	CATEGORY OF SHAREHOLDER	NUMBER OF SHAREHOLDER	TOTAL NUMBER OF SHARES	NUMBER OF SHARES HELD IN DEMATERIALIZED FORM	TOTAL SHAREHOLDING AS A PERCENTAGE OF TOTAL NUMBER OF SHARES		SHARES PLEDGED OR OTHERWISE ENCUMBERED AS A PERCENTAGE (IX)=(VIII)/(IV) *100	
					AS A PERCENTAGE OF (A+B)	AS A PERCENTAGE OF (A+B+C)	NUMBER OF SHARES (VIII)	
(I)	(II)	(III)	(IV)	(V)	(VI)	(VII)	(VIII)	
(A)	PROMOTER AND PROMOTER GROUP							
(1)	INDIAN							
(a)	Individuals /Hindu Undivided Family	15	25,517,536	25,517,536	18.31%	18.31%	-	-
(b)	Central Government/State Government(s)	-	-	-	-	-	-	-
(c)	Bodies Corporate	2	76,793,394	76,793,394	55.11%	55.11%	-	-
(d)	Financial Institutions / Banks	-	-	-	-	-	-	-
(e)	Any Others	-	-	-	-	-	-	-
	Sub-Total (A) (1) :	17	102,310,930	102,310,930	73.42%	73.42%	-	-
(2)	FOREIGN							
(a)	Individuals (NRIs/Foreign Individuals)	-	-	-	-	-	-	-
(b)	Bodies Corporate	-	-	-	-	-	-	-
(c)	Institutions	-	-	-	-	-	-	-
(d)	Qualified Foreign Investors	-	-	-	-	-	-	-
(e)	Any Others	-	-	-	-	-	-	-
	Sub-Total (A) (2) :	-	-	-	-	-	-	-
	Total Share Holding of Promoter and Promoter Group (A)=(A)(1)+(A)(2)	17	102,310,930	102,310,930	73.42%	73.42%	-	-
(B)	PUBLIC SHAREHOLDING							
(1)	INSTITUTIONS							
(a)	Mutual Funds /UTI	9	10,719,121	10,719,121	7.69%	7.69%	-	-
(b)	Financial Institutions /Banks	-	-	-	-	-	-	-
(c)	Central Government / State Government(s)	-	-	-	-	-	-	-
(d)	Venture Capital Funds	-	-	-	-	-	-	-
(e)	Insurance Companies	-	-	-	-	-	-	-
(f)	Foreign Institutional Investors	22	8,767,629	8,767,629	6.29%	6.29%	-	-
(g)	Foreign Venture Capital Investors	-	-	-	-	-	-	-
(h)	Qualified Foreign Investors	-	-	-	-	-	-	-
(i)	Any Others	-	-	-	-	-	-	-
	Sub-Total (B) (1) :	31	19,486,750	19,486,750	13.98%	13.98%	-	-
(2)	NON-INSTITUTIONS							
(a)	Bodies Corporate	208	1,097,638	1,097,638	0.79%	0.79%	21523	1.96%
(b)	Individuals							
	(i) Individual shareholders holding nominal share capital up to Rs.1 lakh	10,273	4,378,051	4,326,040	3.14%	3.14%	123814	2.83%
	(ii) Individual shareholders holding nominal share capital in excess of Rs.1 lakh	13	3,733,800	2,681,600	2.68%	2.68%	-	-
(c)	Qualified Foreign Investors	-	-	-	-	-	-	-
(d)	Any Others	-	-	-	-	-	-	-
	Clearing Members	65	39,316	39,316	0.03%	0.03%	1,991	5.06%
	Market Maker	-	-	-	-	-	-	-
	Office Bearers	-	-	-	-	-	-	-
	Foreign Nationals							
	Non Resident Indians - (On repatriation basis)	74	470,523	470,523	0.34%	0.34%	-	-
	Non Resident Indians - (On Non- repatriation basis)	34	34,237	34,237	0.02%	0.02%	-	-
	Foreign Companies	-	-	-	-	-	-	-
	Directors	1	7,804,010	7,804,010	5.60%	5.60%	-	-
	Trusts	-	-	-	-	-	-	-
	Sub-Total (B) (2) :	10,668	17,557,575	16,453,364	12.60%	12.60%	147,328	0.84%
	Total Public Share Holding (B)=(B)(1)+(B)(2) :	10,699	37,044,325	35,940,114	26.58%	26.58%	147,328	0.40%
	Total (A)+(B) :	10,716	139,355,255	138,251,044	100%	100.00%	147,328	0.11%
(C)	Shares held by custodians, against which Depository Receipts have been issued							
	GRAND TOTAL (A)+(B)+(C) :	10,716	139,355,255	138,251,044	100%	100%	147,328	0.11%

[Signature]



(I) (b) STATEMENT SHOWING SHAREHOLDING OF PERSONS BELONGING TO THE CATEGORY "PROMOTER AND PROMOTER GROUP"



S. No	NAME OF THE SHAREHOLDER	TOTAL SHARES HELD		SHARES PLEDGED OR OTHERWISE ENCUMBERED			Details of warrants		Details of convertible securities		Total shares (including underlying shares assuming full conversion of warrants and convertible securities) as a % of diluted share capital
		NUMBER	AS A % OF GRAND TOTAL (A)+(B)+(C)	NUMBER	AS A PERCENTAGE	AS A % OF GRAND TOTAL (A)+(B)+(C) OF SUB CLAUSE (I) (a)	Number of warrants held	As a % total number of warrants of the same class	Number of convertible securities held	% w.r.t total number of convertible securities of the same class	
(I)	(II)	(III)	(IV)	(V)	(VI)=(V)/(III)*100	(VII)	(VIII)	(IX)	(X)	(XI)	(XII)
1	Passionate Investment Management Private Limited	76792394	55.11	-	-	-	-	-	-	-	-
2	Mr. Motilal Oswal	12110476	8.69	-	-	-	-	-	-	-	-
3	Mr. Raamdeo Agarawal	11828100	8.49	-	-	-	-	-	-	-	-
4	Raamdeo Agrawal HUF	650000	0.47	-	-	-	-	-	-	-	-
5	Mrs. Suneeta Raamdeo Agrawal	295400	0.21	-	-	-	-	-	-	-	-
6	Mrs. Vimla Motilal Oswal	125240	0.09	-	-	-	-	-	-	-	-
7	Dr. Karoon Ramgopal Agrawal	100000	0.07	-	-	-	-	-	-	-	-
8	Mr. Vinay R. Agrawal	100000	0.07	-	-	-	-	-	-	-	-
9	Mr. Sukhdeo Ramgopal Agrawal	80200	0.06	-	-	-	-	-	-	-	-
10	Mr. Rajendra G. Oswal	65000	0.05	-	-	-	-	-	-	-	-
11	Mr. Govinddeo R. Agarawal	60000	0.04	-	-	-	-	-	-	-	-
12	Mrs. Suman Agrawal	50000	0.04	-	-	-	-	-	-	-	-
13	Mrs. Anita Anandmurthy Agrawal	30000	0.02	-	-	-	-	-	-	-	-
14	Mrs. Vimladevi Salecha	22000	0.02	-	-	-	-	-	-	-	-
15	Mr. Motilal Gopilal Oswal (Holding on behalf of VISU Associates)	1000	0.00	-	-	-	-	-	-	-	-
16	OSAG Enterprises LLP	1000	0.00	-	-	-	-	-	-	-	-
17	Motilal Oswal HUF	120	0.00	-	-	-	-	-	-	-	-
	TOTAL	102,310,930	73.42	-	0.00%	0.00%	-	-	-	-	-

[Handwritten Signature]



(I) (C) (i) (Statement showing Shareholding of persons belonging to the category "Public" and holding more than 1% of the total number of shares)								
Sr No.	Name of the shareholder	Number of shares	Shares as a percentage of total number of shares [i.e., Grand Total (A)+(B)+(C) indicated in Statement at para (I)(a) above]	Details of		Details of		Total shares (including underlying shares assuming full conversion of warrants and convertible securities) as a % of diluted share capital
				Number of warrants held	As a % total number of warrants of the same class	Number of convertible securities held	% w.r.t total number of convertible securities of the same class	
1	HDFC Funds Group	8342000	5.99	-	-	-	-	-
2	Mr. Navin Agarwal	7804010	5.60	-	-	-	-	-
3	JP Morgan Indian Investment Company (Mauritius) Limited	2632674	1.89					
4	ICICI Prudential Value Fund Series 1	1631239	1.17	-	-	-	-	-
TOTAL		20,409,923	14.65	-	-	-	-	-

(I) (C) (ii) (Statement showing Shareholding of persons belonging to the category "Public" and holding more than 5% of the total number of shares)								
Sr No.	Name of the shareholder	Number of shares	Shares as a percentage of total number of shares [i.e., Grand Total (A)+(B)+(C) indicated in Statement at para (I)(a) above]	Details of warrants		Details of convertible		Total shares (including underlying shares assuming full conversion of warrants and convertible securities) as a % of diluted share capital
				Number of warrants held	As a % total number of warrants of the same class	Number of convertible securities held	% w.r.t total number of convertible securities of the same class	
1	HDFC Funds Group	8342000	5.99	-	-	-	-	-
2	Mr. Navin Agarwal	7804010	5.60	-	-	-	-	-
TOTAL		16,146,010	11.59	-	-	-	-	-

(I)(d) Statement showing details of locked-in shares				
Sr No.	Name of the shareholder	Category of shareholders (Promoters/Public)	Number of locked-in shares	Locked-in shares as a percentage of total number of shares (i.e., Grand Total (A)+(B)+(C) indicated in Statement at para (I)(a) above}
		NA	NA	NA
TOTAL			-	NA

(II)(a) Statement showing details of Depository Receipts (DRs)			
Sr No.	Type of outstanding DR (ADRs, GDRs, SDRS, etc.)	Number of outstanding DRs	Shares underlying outstanding DRs as a percentage of total number of shares (I.e., Grand Total (A)+(B)+(C) indicated in Statement at para (I)(a) above}
1	Global Depository Receipts (GDRs)	N.A.	N.A.
TOTAL		N.A.	N.A.

(II)(b) Statement showing Holding of Depository Receipts (DRs) where underlying shares are in excess of 1% of the total number of shares			
Sr No.	Name of the DR Holder	Type of outstanding DR (ADRs, GDRs, SDRs, etc.)	Shares underlying outstanding DRs as a percentage of total number of shares (I.e., Grand Total (A)+(B)+(C) indicated in Statement at para (I)(a) above}
1		N.A.	N.A.
TOTAL		N.A.	N.A.

