


Share of the company: **WARRANTS**
 Scrip Code: Name of the scrip: class of security: **BSL:ST140**
 Quarter Ended: **30-Sep-2014**

EQUITY

	No. of partly paid-up shares	As a % of total no. of partly paid-up shares	As a % of total no. of shares of the company
Partly paid-up shares:-			
Held by promoter/promoter group	NA	NA	NA
Held by public	NA	NA	NA
Total	NA	NA	NA
Outstanding convertible Securities:-	No. of outstanding securities	As a % of total no. of outstanding convertible securities	As a % of total no. of shares of the company, assuming full conversion of the convertible securities
Held by promoter/promoter group	NA	NA	NA
Held by public	NA	NA	NA
Total	NA	NA	NA
Warrants:-	No. of warrants	As a % of total no. of warrants	As a % of total no. of shares of the company, assuming full conversion of warrants
Held by promoter/promoter group	0	0	.0000
Held by public	0	0	.0000
Total	0	0	.0000
Total paid-up capital of the company assuming full conversion of warrants and convertible securities			
208306104			

Prepared by MCS Limited.

CERTIFIED TRUE COPY
FOR ROSEBUD AIR INDIA LTD.

 Company Secretary



Quarter Ended 30-Sep-2014


Category Code	Category of Shareholders	Number of Shareholders	Total no. of Shares	No. of Shares held in Dematerialised form	Total Shares held as a percentage of (A+B)		Total Shares held as a percentage of (A+B+C)		Number of Shares	As a percentage of (A+B+C)
					As a percentage of (A+B)	As a percentage of (A+B+C)	As a percentage of (A+B+C)	As a percentage of (A+B+C)		
A Shareholding of Promoter and Promoter Group										
1 Indian										
a	Individuals/ Hindu Undivided Family	2	67420141	67420141	32.3659	32.3659	67420141	100.0000	0	.0000
b	Central Government/ State Government(s)	0	0	0	.0000	.0000	0	.0000	0	.0000
c	Public Corporate	0	0	0	.0000	.0000	0	.0000	0	.0000
d	Financial Institutions/ Banks	0	0	0	.0000	.0000	0	.0000	0	.0000
e Any Other (Specify)										
i	Trust	0	0	0	.0000	.0000	0	.0000	0	.0000
ii	Society	0	0	0	.0000	.0000	0	.0000	0	.0000
iii	Educational Institutions	0	0	0	.0000	.0000	0	.0000	0	.0000
Sub Total (A)(1) :										
		2	67420141	67420141	32.3659	32.3659	67420141	100.0000		
2 Foreign										
a	Individuals (Non Resident Indians/ Foreign Individuals)	0	0	0	.0000	.0000	0	.0000	0	.0000
b	Bodies Corporate	0	0	0	.0000	.0000	0	.0000	0	.0000
c	Institutions	0	0	0	.0000	.0000	0	.0000	0	.0000
d	Qualified Foreign Investor	0	0	0	.0000	.0000	0	.0000	0	.0000
e Any Other (Specify)										
		0	0	0	.0000	.0000	0	.0000	0	.0000
		0	0	0	.0000	.0000	0	.0000	0	.0000
Sub Total (A)(2) :										
		0	0	0	.0000	.0000	0	.0000	0	.0000
Total Shareholding of Promoter and Promoter Group (A) = (A)(1) + (A)(2) :										
		2	67420141	67420141	32.3659	32.3659	67420141	100.0000		
B Public Shareholding:										
1 Institutions										
a	Mutual Funds/ UTI	2	1250	1250	.0006	.0006	0	.0000	0	.0000
b	Financial Institutions/ Banks	6	7937	537	.0038	.0038	0	.0000	0	.0000
c	Central Government/ State Government(s)	0	0	0	.0000	.0000	0	.0000	0	.0000
d	Venture Capital Funds	0	0	0	.0000	.0000	0	.0000	0	.0000



Quarter Ended 30-Sep-2014

Category Code	Category of Shareholders	Number of Shareholders	Total no. of Shares	No. of Shares held in Demat form	Total Shareholding as a percentage of total shares	As a percentage of (A+B)	As a percentage of (A+B+C)	Number of shares	As a percentage of share structure
B Public Shareholding									
1 Institutions									
e	Insurance Companies	0	0	0	.0000			NA	NA
f	Foreign Institutional Investors	2	305	5	.0001	.0001		NA	NA
g	Foreign Venture Capital Investors	0	0	0	.0000			NA	NA
h	Qualified Foreign Investor	0	0	0	.0000			NA	NA
i	Any Other (Specify)	0	0	0	.0000			NA	NA
Sub Total (B)(1) :									
		10	9492	1792	.0045	.0045		NA	NA
2 Non-Institutions									
a Bodies Corporate									
b	Individuals	1373	18498734	18468784	8.8806	8.8806			
i	Individual Shareholders Holding Nominal Share Capital Up to Rs. 1 Lakh.	119645	64798910	64017242	31.1075	31.1075			
ii	Individual Shareholders Holding Nominal Share Capital in excess of Rs. 1 Lakh.	1345	44396650	44355425	21.3132	21.3132			
Sub Total (B)(2) :									
		123521	140876471	139979775	67.6296	67.6296			
Total (A) + (B) :		123533	208306104	207401708	100.0000	100.0000		67420141	32.3659
Total Public Shareholding (B) = (B)(1) + (B)(2) :									
		123531	140885963	139981567	67.6341	67.6341			
C Shares held by Custodians and against which Depository Receipts have been issued									
1 Promoter and Promoter Group									
1	Promoter and Promoter Group	0	0	0	0	0			
2 Public									
2	Public	0	0	0	0	0			
GRAND TOTAL (A) + (B) + (C)		123533	208306104	207401708	100.0000	100.0000		67420141	32.3659

Prepared By: MCS Limited.



UNIT : MOSER BAER INDIA LTD

(1) (b) Statement showing holding of securities including shares, warrants, convertible securities) of persons belonging to the category "Promoter and Promoter Group"


Srl No.	Name of the shareholder	Total shares held		Shares pledged or otherwise encumbered		Details of Warrants		Details of Convertible Securities held		Total shares including underlying shares assuming full conversion of warrants and convertible securities) as a % of diluted share capital
		Number	As a % of grand total (A)+(B)+(C)	Number	As a percentage	Number of Warrants	As a % of total number of warrants of the same class	Number of convertible securities held	As a % of total number of convertible securities of the same class	
1	Deepak Puri	63013857	30.2506	63013857	100.0000	NH	NH	NH	NH	NH
2	Deepak Puri	4406284	2.1153	4406284	100.0000	NH	NH	NH	NH	NH
	TOTAL	67420141	32.3659	67420141	100.0000	NH	NH	NH	NH	NH



UNIT : MOSER BAER (INDIA) LTD

(D) (c)(i) Statement showing holding of securities(including shares,warrants,convertible securities) of persons belonging to the category "Public" and holding more than 1% of the total number of shares.


Sl No.	Name of the shareholder	Number of Shares	Shares as a percentage of total number of shares i.e., Grand Total (A)+(B)+(C) indicated in Statement at para (D)(a) above }	Details of Warrants		Details of Convertible Securities held		Total shares(including underlying shares assuming full conversion of warrants and convertible securities) as a % of diluted share capital
				Number of Warrants	As a % of total number of warrants of the same class	Number of convertible Securities held	As a % of total number of convertible securities of the same class	
1	ELECTRA PARTNERS MAURITIUS LIMITED	99560345	4.7816	Nil	Nil	Nil	Nil	Nil
2	MARIO OSCAR FRANCIS LOBO	2525999	1.2126	Nil	Nil	Nil	Nil	Nil
	TOTAL	12486344	5.9942	Nil	Nil	Nil	Nil	Nil



UNIT : MOSER BAER INDIA LTD

(1) (d) Statement showing details of Locked-in shares.

Srl No.	Name of the shareholder	Number of Shares Locked-in	Locked-in Shares as a percentage of total number of shares (i.e. Grand Total (A)+(B)+(C) indicated in Statement at para (1)(a) above)	Promoter/Promoter Group / Public
1	Deepak Puri	20000000	9.6013	PROMOTER
TOTAL		20000000	9.6013	



(11) (a) Statement showing details of Depository Receipts (DRs)

Sr No.	Type of outstanding DR (ADRS,GDRS, SDRs, etc.)	Number of outstanding DRs	Number of shares underlying outstanding DRs	Shares underlying outstanding DRs as a percentage of total number of shares (ie Grand Total (A)+(B)+(C) indicated in statement at para (1)(a) above)
1		Nil	Nil	Nil
	TOTAL	Nil	Nil	Nil

(11) (b) Statement showing details of Depository Receipts (DRs) where underlying shares held by 'promoter/promoter group' are in excess of 1% of the total number of shares.

Sr No.	Name of the DR Holder	Type of outstanding DRs (ADRS,GDRS, SDRs etc.)	Number of shares underlying outstanding DRs	Shares underlying outstanding DRs as a percentage of total number of shares (ie Grand Total (A)+(B)+(C) indicated in statement at para (1)(a) above)
1		Nil	Nil	Nil
	TOTAL	Nil	Nil	Nil

