


Introductory sub-table (I)(a)

<b>Name of the Company: MODERN STEELS LIMITED</b>			
<b>Scrip Code, Name of the scrip, class of security: 513303, MDRNSTL, EQUITY</b>			
<b>Quarter ended: 31st March, 2015</b>			
<b>Partly paid-up shares:-</b>	<b>No. of partly paid-up shares</b>	<b>As a % of total no. of partly paid-up shares</b>	<b>As a % of total no. of shares of the company</b>
Held by promoter/promoter group	0	#DIV/0!	0
Held by public	0	#DIV/0!	0
<b>Total - D</b>	<b>0</b>	<b>#DIV/0!</b>	<b>0</b>
<b>Outstanding convertible securities:- securities</b>	<b>No. of outstanding securities</b>	<b>As a % of total no. of outstanding convertible securities</b>	<b>As a % of total no. of shares of the company, assuming full conversion of the convertible securities</b>
Held by promoter/promoter group	0	#DIV/0!	0
Held by public	0	#DIV/0!	0
<b>Total - E</b>	<b>0</b>	<b>#DIV/0!</b>	<b>0</b>
<b>Warrants:-</b>	<b>No. of warrants</b>	<b>As a % of total no. of warrants</b>	<b>As a % of total no. of shares of the company, assuming full conversion of warrants</b>
Held by promoter/promoter group	0	#DIV/0!	0
Held by public	0	#DIV/0!	0
<b>Total - F</b>	<b>0</b>	<b>#DIV/0!</b>	<b>0</b>
<b>Total paid-up capital of the company, assuming full conversion of warrants and convertible securities</b>	<b>13762359</b>	<b>100.00</b>	



Statement Showing Shareholding Pattern								
Category code	Category of Shareholder	Number of Shareholders	Table (I)(a)		Total shareholding as a percentage of total number of shares		Shares Pledged or otherwise encumbered	
			Total number of shares	Number of shares held in dematerialized form	As a percentage of(A+B) <sup>1</sup>	As a percentage of (A+B+C)	Number of shares	As a percentage
(I)	(II)	(III)	(IV)	(V)	(VI)	(VII)	(VIII)	(IX)= (VIII)/(IV)*100
<b>(A)</b>	<b>Shareholding of Promoter and</b>							
<b>1</b>	<b>Indian</b>							
(a)	Individuals/ Hindu Undivided Family	9	6885859	6885859	50.03	50.03	6,395,859	92.88
(b)	Central Government/ State Government(s)	-	-	-	0.00	0.00	-	#DIV/0!
(c)	Bodies Corporate	5	2133077	2133077	15.50	15.50	1,453,077	68.12
(d)	Financial Institutions/ Banks	-	-	-	0.00	0.00	-	#DIV/0!
(e)	Any Others(Specify)	-	-	-	0.00	0.00	-	#DIV/0!
(e-i)					0.00	0.00	-	#DIV/0!
(e-ii)					0.00	0.00	-	#DIV/0!
	<b>Sub Total(A)(1)</b>	<b>14</b>	<b>9018936</b>	<b>9018936</b>	<b>65.53</b>	<b>65.53</b>	<b>7,848,936</b>	<b>87.03</b>
<b>2</b>	<b>Foreign</b>							
a	Individuals (Non-Residents Individuals/ Foreign Individuals)	-	-	-	0.00	0.00	-	#DIV/0!
b	Bodies Corporate	-	-	-	0.00	0.00	-	#DIV/0!
c	Institutions	-	-	-	0.00	0.00	-	#DIV/0!
d	Any Others(Specify)	-	-	-	0.00	0.00	-	#DIV/0!
d-i								
	<b>Sub Total(A)(2)</b>	<b>0</b>	<b>0</b>	<b>0</b>	<b>0.00</b>	<b>0.00</b>	<b>0</b>	<b>#DIV/0!</b>
	<b>Total Shareholding of Promoter and</b>	<b>14</b>	<b>9018936</b>	<b>9018936</b>	<b>65.53</b>	<b>65.53</b>	<b>7848936</b>	<b>87.03</b>



<b>(B)</b>	<b>Public shareholding</b>							
<b>1</b>	<b>Institutions</b>							
(a)	Mutual Funds/ UTI	4	6000	3600	0.04	0.04	-	
(b)	Financial Institutions / Banks	1	1000	0	0.01	0.01	-	
(c)	Central Government/ State Government(s)							
		-	-	-	0.00	0.00	-	
(d)	Venture Capital Funds	-	-	-	0.00	0.00	-	
(e)	Insurance Companies	-	-	-	0.00	0.00	-	
(f)	Foreign Institutional Investors	-	-	-	0.00	0.00	-	
(g)	Foreign Venture Capital Investors	-	-	-	0.00	0.00	-	
(h)	Any Other (specify)	-	-	-	0.00	0.00	-	
(h-i)					0.00	0.00		
	<b>Sub-Total (B)(1)</b>	<b>5</b>	<b>7000</b>	<b>3600</b>	<b>0.05</b>	<b>0.05</b>		
<b>B 2</b>	<b>Non-institutions</b>							
(a)	Bodies Corporate	108	321819	278219	2.34	2.34	-	
(b)	Individuals						-	
I	Individuals -i. Individual shareholders holding nominal share capital up to Rs 1 lakh	6855	2549095	1714990	18.52	18.52	-	
II	ii. Individual shareholders holding nominal share capital in excess of Rs. 1 lakh.	35	1829671	1808671	13.29	13.29	-	
(c)	Any Other (specify)				0.00	0.00	-	
(c-i)	NRI	27	35838	35838	0.26	0.26		
	<b>Sub-Total (B)(2)</b>	<b>7025</b>	<b>4736423</b>	<b>3837718</b>	<b>34.42</b>	<b>34.42</b>		
<b>(B)</b>	<b>Total Public Shareholding (B)= (B)(1)+(B)(2)</b>	<b>7030</b>	<b>4743423</b>	<b>3841318</b>	<b>34.47</b>	<b>34.47</b>		
	<b>TOTAL (A)+(B)</b>	<b>7044</b>	<b>13762359</b>	<b>12860254</b>	<b>100.00</b>	<b>100.00</b>		
<b>(C)</b>	<b>Shares held by Custodians and against which Depository Receipts have been issued</b>							
1	Promoter and Promoter Group					0.00		#DIV/0!
2	Public					0.00		
	<b>Sub-Total (C)</b>	<b>0</b>	<b>0</b>	<b>0</b>		<b>0</b>	<b>0</b>	
	<b>GRAND TOTAL (A)+(B)+(C)</b>	<b>7044</b>	<b>13762359</b>	<b>12860254</b>	<b>100</b>	<b>100.00</b>	<b>7848936</b>	<b>57.03</b>



Sr.No	Notes
1	NA
2	
3	
4	
5	
6	
7	
8	
9	



**(I)(b) Statement showing holding of securities (including shares, warrants, convertible securities) of persons belonging to the category “Promoter and Promoter Group”**


Sr. No	Name of the shareholder	Details of Shares held		Encumbered shares (*)			Details of warrants		Details of convertible securities		Total shares (including underlying shares assuming full conversion of warrants and convertible securities) as a % of diluted share	
		Number of shares held	As a % of grand total (A)+(B)+(C)	No.	As a percentage	As a % of grand total (A)+(B)+(C) of sub-clause (I)(a)	Number of warrants held	As a % total number of warrants of the same class	Number of convertible securities held	As a % total number of convertible securities of the same class	Total no of shares after conversion of warrants	%
(I)	(II)	(III)	(IV)	(V)	(VI)=(V)/(III)*100	(VII)	(VIII)	(IX)	(X)	(XI)	(XII)	(XIII)
1	Krishan Kumar Goyal	2496179	18.14	2396179	96%	18.14	-	-	-	-	2496179	18.14%
2	Amarjit Goyal	1189250	8.64	1099250	92%	8.64	-	-	-	-	1189250	8.64%
3	Alka Goyal	1488840	10.82	1488840	100%	10.82	-	-	-	-	1488840	10.82%
4	Nabha Commerce Pvt Ltd.	837750	6.09	837750	100%	6.09	-	-	-	-	837750	6.09%
5	Aditya Goyal	795590	5.78	795590	100%	5.78	-	-	-	-	795590	5.78%
6	Chandigarh Finance Pvt Ltd	380625	2.77	380625	100%	2.77	-	-	-	-	380625	2.77%
7	Krishan Kumar Goyal (HUF)	546000	3.97	346000	63%	3.97	-	-	-	-	546000	3.97%
8	Amarjit Goyal (HUF)	370000	2.69	270000	73%	2.69	-	-	-	-	370000	2.69%
9	Times Finvest & Commerce Limited	234702	1.71	234702	100%	1.71	-	-	-	-	234702	1.71%
10	Indo Pacific Finlease Limited	680000	4.94	0	0%	4.94	-	-	-	-	0	0.00%
<b>TOTAL</b>		<b>9018936</b>	<b>65.53</b>	<b>-</b>	<b>8.25</b>	<b>65.53</b>	<b>-</b>	<b>-</b>	<b>-</b>	<b>-</b>	<b>9018936</b>	<b>65.53%</b>

(\*) The term “encumbrance” has the same meaning as assigned to it in regulation 28(3) of the SAST Regulations, 2011



**(D)(c)(i) Statement showing holding of securities (including shares, warrants, convertible securities) of persons belonging to the category "Public" and holding more than 1% of the total number of shares**

Sr. No.	Name of the shareholder	Number of shares held	Shares as a percentage of total number of shares {i.e., Grand Total (A)+(B)+(C) indicated in Statement at para (I)(a) above}	Details of warrants		Details of convertible securities		Total shares (including underlying shares assuming full conversion of warrants and convertible securities) as a % of diluted share capital
				Number of warrants held	As a % total number of warrants of the same class	Number of convertible securities held	% w.r.t total number of convertible securities of the same class	
1	Ajay Goyal	469135	3.41		#DIV/0!		#DIV/0!	
2	Veenu Garg	366707	2.66		#DIV/0!		#DIV/0!	
3	Laven Kumar Goyal	195672	1.42		#DIV/0!		#DIV/0!	
4	Vijay Garg	187921	1.37		#DIV/0!		#DIV/0!	
5					#DIV/0!		#DIV/0!	
6					#DIV/0!		#DIV/0!	
7					#DIV/0!		#DIV/0!	
8					#DIV/0!		#DIV/0!	
9					#DIV/0!		#DIV/0!	
10					#DIV/0!		#DIV/0!	
<b>TOTAL</b>		<b>1219435</b>	<b>8.86</b>	<b>0</b>	<b>#DIV/0!</b>	<b>0</b>	<b>#DIV/0!</b>	<b>0</b>



**(I)(c)(ii) Statement showing holding of securities (including shares, warrants, convertible securities) of persons (together with PAC) belonging to the category “Public” and holding more than 5% of the total number of shares of the company**

Sr. No.	Name(s) of the shareholder(s) and the Persons Acting in Concert (PAC) with them	Number of shares	Shares as a percentage of total number of shares {i.e., Grand Total (A)+(B)+(C) indicated in Statement at para (I)(a) above}	Details of warrants		Details of convertible securities		Total shares (including underlying shares assuming full conversion of warrants and convertible securities) as a % of diluted share capital
				Number of warrants	As a % total number of warrants of the same class	Number of convertible securities held	% w.r.t total number of convertible securities of the same class	
1			0.00		#DIV/0!		#DIV/0!	
2			0.00		#DIV/0!		#DIV/0!	
3			0.00		#DIV/0!		#DIV/0!	
4			0.00		#DIV/0!		#DIV/0!	
5			0.00		#DIV/0!		#DIV/0!	
6			0.00		#DIV/0!		#DIV/0!	
7			0.00		#DIV/0!		#DIV/0!	
8			0.00		#DIV/0!		#DIV/0!	
9			0.00		#DIV/0!		#DIV/0!	
10			0.00		#DIV/0!		#DIV/0!	
<b>TOTAL</b>		<b>0</b>	0.00	<b>0</b>	#DIV/0!	<b>0</b>	#DIV/0!	<b>0</b>



(1)(d) Statement showing details of locked-in shares


Sr. No.	Name of the shareholder	Number of locked-in shares	Locked-in shares as a percentage of total number of shares {i.e., Grand Total (A)+(B)+(C) indicated in Statement at para (1)(a) above}
1	Krishan Kumar Goyal	100000	0.73
2	Amarjit Goyal	90000	0.65
3	Krishan Kumar Goyal (HUF)	200000	1.45
4	Amarjit Goyal (HUF)	100000	0.73
5	Indo Pacific Finlease Limited	680000	4.94
6			
7			
8			
9			
<b>TOTAL</b>		<b>1170000</b>	<b>8.50</b>





(II)(a) Statement showing details of Depository Receipts (DRs)

Sr. No.	Type of outstanding DR (ADRs, GDRs, SDRs, etc.)	Number of outstanding DRs	Number of shares underlying outstanding DRs	Shares underlying outstanding DRs as a percentage of total number of shares {i.e., Grand Total (A)+(B)+(C) indicated in Statement at para (I)(a) above}
1				0.00
2				0.00
3				0.00
4				0.00
5				0.00
6				0.00
7				0.00
8				0.00
9				0.00
<b>TOTAL</b>		<b>0</b>	<b>0</b>	<b>0.00</b>



**(II)(b) Statement showing holding of Depository Receipts (DRs), where underlying shares held by "promoter/promoter group" are in excess of 1% of the total number of shares**

Sr. No.	Name of the DR Holder	Type of outstanding DR (ADRs, GDRs, SDRs, etc.)	Number of shares underlying outstanding DRs	Shares underlying outstanding DRs as a percentage of total number of shares {i.e., Grand Total (A)+(B)+(C) indicated in Statement at para (I)(a) above}
1				0.00
2				0.00
3				0.00
4				0.00
5				0.00
6				0.00
7				0.00
8				0.00
9				0.00
<b>TOTAL</b>			<b>0</b>	

