

Introductory sub-table (I)(a)

Name of the Company **MINDIVISION CAPITAL LIMITED**

Scrip Code, Name of the scrip, class of security:

Quarter ended: 30th June, 2014

Partly paid-up shares:-		As a % of total no. of partly paid-up shares	As a % of total no. of shares of the company
Held by promoter/promoter group		#DIV/0!	0
Held by public		#DIV/0!	0
Total - D	0	#DIV/0!	0
Outstanding convertible securities:-			
		As a % of total no. of outstanding convertible securities	As a % of total no. of shares of the company, assuming full conversion of the convertible securities
Held by promoter/promoter group		#DIV/0!	0
Held by public		#DIV/0!	0
Total - E	0	#DIV/0!	0
Warrants:-			
		As a % of total no. of warrants	As a % of total no. of shares of the company, assuming full conversion of warrants
Held by promoter/promoter group		#DIV/0!	0
Held by public		#DIV/0!	0
Total - F	0	#DIV/0!	0
Total paid-up capital of the company, assuming full conversion of warrants and convertible securities			
5300000			



Statement Showing Shareholding Pattern

Category code	Category of Shareholder	Table I(a)					Total shareholding as a percentage of total number of shares		Shares Pledged or otherwise encumbered	As a percentage
		Number of Shares	Total number of shares	Number of shares held in dematerialized form	As a percentage of (A+B) ¹	As a percentage of (A+B+C)	Number of shares	(IX) = (VIII)/(IV)*100		
(I)	(II)	(III)	(IV)	(V)	(VI)	(VII)	(VIII)	(IX)		
(A)	Shareholding of Promoter and Indian									
(a)	Individuals/ Hindu Undivided Family	2	5772	5772	0.11	0.11	0	0.00		
(b)	Central Government/ State Government(s)	0	0	0	0.00	0.00	0	#DIV/0!		
(c)	Bodies Corporate	0	0	0	0.00	0.00	0	#DIV/0!		
(d)	Financial Institutions/ Banks	0	0	0	0.00	0.00	0	#DIV/0!		
(e)	Any Others(Specify)	0	0	0	0.00	0.00	0	#DIV/0!		
(e-i)	Directors	0	0	0	0.00	0.00	0	#DIV/0!		
(e-ii)	Director Relatives	0	0	0	0.00	0.00	0	#DIV/0!		
(e-iii)	Person Acting in Concern	0	0	0	0.00	0.00	0	#DIV/0!		
	Sub Total(A)(1)	2	5772	5772	0.11	0.11	0	0.00		
2	Foreign									
a	Individuals (Non-Residents Individuals/ Foreign Individuals)	0	0	0	0.00	0.00	0	#DIV/0!		
b	Bodies Corporate	0	0	0	0.00	0.00	0	#DIV/0!		
c	Institutions	0	0	0	0.00	0.00	0	#DIV/0!		
d	Qualified Foreign Investor	0	0	0	0.00	0.00	0	#DIV/0!		
e	Any Others(Specify)	0	0	0	0.00	0.00	0	#DIV/0!		
e-i		0	0	0	0.00	0.00	0	#DIV/0!		
e-ii		0	0	0	0.00	0.00	0	#DIV/0!		
	Sub Total(A)(2)	0	0	0	0.00	0.00	0	#DIV/0!		
	Total Shareholding of Promoter and	2	5772	5772	0.11	0.11	0	0.00		




(B)	Public shareholding																			
1	Institutions																			
(a)	Mutual Funds/ UTI	0	0	0	0	0	0	0	0	0	0	0	0	0	0	0	0	0	0	0
(b)	Financial Institutions / Banks	0	0	0	0	0	0	0	0	0	0	0	0	0	0	0	0	0	0	0
(c)	Central Government/ State Government(s)	0	0	0	0	0	0	0	0	0	0	0	0	0	0	0	0	0	0	0
(d)	Venture Capital Funds	0	0	0	0	0	0	0	0	0	0	0	0	0	0	0	0	0	0	0
(e)	Insurance Companies	0	0	0	0	0	0	0	0	0	0	0	0	0	0	0	0	0	0	0
(f)	Foreign Institutional Investors	0	0	0	0	0	0	0	0	0	0	0	0	0	0	0	0	0	0	0
(g)	Foreign Venture Capital Investors	0	0	0	0	0	0	0	0	0	0	0	0	0	0	0	0	0	0	0
(h)	Qualified Foreign Investor	0	0	0	0	0	0	0	0	0	0	0	0	0	0	0	0	0	0	0
(i)	Any Other (specify)	0	0	0	0	0	0	0	0	0	0	0	0	0	0	0	0	0	0	0
(i-i)		0	0	0	0	0	0	0	0	0	0	0	0	0	0	0	0	0	0	0
(i-ii)		0	0	0	0	0	0	0	0	0	0	0	0	0	0	0	0	0	0	0
	Sub-Total (B)(1)	0	0	0	0	0	0	0	0	0	0	0	0	0	0	0	0	0	0	0
B 2	Non-institutions																			
(a)	Bodies Corporate	71	1204282	1201882	22.72	22.72	0	0	0	0	0	0	0	0	0	0	0	0	0	0
(b)	Individuals	0	0	0	0.00	0.00	0	0	0	0	0	0	0	0	0	0	0	0	0	0
1	Individuals - i. Individual shareholders holding nominal share capital up to Rs 1 lakh	1646	895555	547964	16.90	16.90														
II	ii. Individual shareholders holding nominal share capital in excess of Rs. 1 lakh.																			
(c)	Qualified Foreign Investor	45	2517746	2517746	47.50	47.50														
(d)	Any Other (specify)	0	0	0	0.00	0.00														
(d-i)	NRI (Repat & Non Repat)	10	114758	114758	2.17	2.17														
(d-ii)	OCBs	0	0	0	0.00	0.00														
(d-iii)	Trust	0	0	0	0.00	0.00														
(d-iv)	Hindu Undivided Family	34	549898	549898	10.38	10.38														
(d-v)	Employee	0	0	0	0.00	0.00														
(d-vi)	Clearing Members	2	11989	11989	0.23	0.23														
	Sub-Total (B)(2)	1808	5294228	4944237	99.89	99.89														
(B)	Total Public Shareholding (B)= (B)(1)+(B)(2)	1808	5294228	4944237	99.89	99.89														
	TOTAL (A)+(B)	1810	5300000	4950009	100.00	100.00														
(C)	Shares held by Custodians and against which Depository Receipts have been issued																			
1	Promoter and Promoter Group	0	0	0	0.00	0.00														




#DIV/01

2	Public	0	0	0	0	0.00	0	#DIV/0!
	Sub-Total (C)	0	0	0	0	0	0	#DIV/0!
	GRAND TOTAL (A)+(B)+(C)	1810	5300000	4950009	100.00	0	0.00	



Sr.No	Notes
1	
2	
3	
4	
5	
6	
7	
8	
9	



(D)(b) Statement showing holding of securities (including shares, warrants, convertible securities) of persons belonging to the category "Promoter and Promoter Group"

Sr. No.	Name of the shareholder	Details of Shares held			Encumbered shares (*)			Details of warrants			Details of convertible securities		Total shares (including underlying shares assuming full conversion of warrants and convertible securities) as a % of diluted share capital
		Number of shares held	As a % of grand total (A)+(B)+(C)	No.	As a percentage (VI)=(V)/(III)*100	As a % of grand total (A)+(B)+(C) of sub-clause (I)(a)	Number of warrants held	As a % total number of warrants of the same class	Number of convertible securities held	As a % total number of convertible securities of the same class			
(i)	(ii)	(iii)	(iv)	(v)	(vi)=(v)/(iii)*100	(vii)	(viii)	(ix)	(x)	(xi)	(xii)	(xiii)	
1	NARENDRA RAMANLAL SHAH	3104	0.06		0.00	0.00		#DIV/0!		#DIV/0!			
2	GEEETA N SHAH	2668	0.05		0.00	0.00		#DIV/0!		#DIV/0!			
			0.00		#DIV/0!	0.00		#DIV/0!		#DIV/0!			
	TOTAL	5772	0.11	0	0.00	0.00	0	#DIV/0!	0	#DIV/0!	0	0	

(*) The term "encumbrance" has the same meaning as assigned to it in regulation 28(3) of the SAST Regulations, 2011



(D)(c)(i) Statement showing holding of securities (including shares, warrants, convertible securities) of persons belonging to the category "Public" and holding more than 1% of the total number of shares

Sr. No.	Name of the shareholder	Number of shares held	Shares as a percentage of total number of shares {i.e., Grand Total (A)+(B)+(C) indicated in Statement at para (D)(a) above}	Details of warrants		Details of convertible securities		Total shares (including underlying shares assuming full conversion of warrants and convertible securities) as a % of diluted share capital
				Number of warrants held	As a % of total number of warrants of the same class	Number of convertible securities held	% w.r.t total number of convertible securities of the same class	
1	DINESH NAGINDAS SHAH	698078	13.17	0	#DIV/0!	0	#DIV/0!	
2	RAJENDRAKUMAR PRANJIVAN SHAH	224153	4.23	0	#DIV/0!	0	#DIV/0!	
3	BHANWARLAL MISHRIMAL SANGHVI	215000	4.06	0	#DIV/0!	0	#DIV/0!	
4	VANTAGE FINANCIAL SERVICES PRIVATE	211450	3.99	0	#DIV/0!	0	#DIV/0!	
5	CHOICE EQUITY BROKING PVT LTD	210648	3.97	0	#DIV/0!	0	#DIV/0!	
6	NATWAR AGRAWAL	150000	2.83	0	#DIV/0!	0	#DIV/0!	
7	DYNAMATIC DEVELOPERS LTD	132250	2.50	0	#DIV/0!	0	#DIV/0!	
8	PAREEN NEMICHAND SANGHVI	125000	2.36	0	#DIV/0!	0	#DIV/0!	
9	PRASHANT CHANDRASHEKAR	113239	2.14	0	#DIV/0!	0	#DIV/0!	
10	SAWAN VINODBHAI RAVANI	102100	1.93	0	#DIV/0!	0	#DIV/0!	
11	MAHENDRA GOSAR GADA	100000	1.89	0	#DIV/0!	0	#DIV/0!	
12	ADITYA VINOD ROONGTA	93057	1.76	0	#DIV/0!	0	#DIV/0!	
13	ANJU SARAF	90863	1.71	0	#DIV/0!	0	#DIV/0!	
14	ROONGTA CAPITAL MARKETS PVT.LTD	83457	1.57	0	#DIV/0!	0	#DIV/0!	
15	BASIZ FUND SERVICE PRIVATE LIMITED	83109	1.57	0	#DIV/0!	0	#DIV/0!	
16	SARBA MANGALAM FINETEX PVT.LTD	81500	1.54	0	#DIV/0!	0	#DIV/0!	
17	MUKESH DOSHI	80000	1.51	0	#DIV/0!	0	#DIV/0!	
18	C N GOENKA (HUF)	73000	1.38	0	#DIV/0!	0	#DIV/0!	
19	R P SHAH	62500	1.18	0	#DIV/0!	0	#DIV/0!	
			0.00	0	#DIV/0!	0	#DIV/0!	
TOTAL		2929404	55.27	0	#DIV/0!	0	#DIV/0!	0




(D)(c)(ii) Statement showing holding of securities (including shares, warrants, convertible securities) of persons (together with PAC) belonging to the category "Public" and holding more than 5% of the total number of shares of the company

Sr. No.	Name(s) of the shareholder(s) and the Persons Acting in Concert (PAC) with them	Number of shares	Shares as a percentage of total number of shares {i.e., Grand Total (A)+(B)+(C) indicated in Statement at para (D)(a) above}	Details of warrants		Details of convertible securities		Total shares (including underlying shares assuming full conversion of warrants and convertible securities) as a % of diluted share capital
				Number of warrants	As a % total number of warrants of the same class	Number of convertible securities held	% w.r.t total number of convertible securities of the same class	
1	DINESH NAGINDAS SHAH	698078	13.17	0	#DIV/0!	0	#DIV/0!	
			0.00	0	#DIV/0!	0	#DIV/0!	
TOTAL		698078	13.17	0	#DIV/0!	0	#DIV/0!	0




(D)(d)	Statement showing details of locked-in shares		
Sr. No.	Name of the shareholder	Number of locked-in shares	Promoter / Promoter Group / Public
1	NIL	0	
		0.00	
		0.00	
		0.00	
TOTAL		0	



(II)(a) Statement showing details of Depository Receipts (DRs)

Sr. No.	Type of outstanding DR (ADRs, GDRs, SDRs, etc.)	Number of outstanding DRs	Number of shares underlying outstanding DRs	Shares underlying outstanding DRs as a percentage of total number of shares {i.e., Grand Total (A)+(B)+(C) indicated in Statement at para (I)(a) above}
1	Nil	0	0	0.00
TOTAL		0	0	0.00



(II)(b) Statement showing holding of Depository Receipts (DRs), where underlying shares held by "promoter/promoter group" are in excess of 1% of the total number of shares

Sr. No.	Name of the DR Holder	Type of outstanding DR (ADRs, GDRs, SDRs, etc.)	Number of shares underlying outstanding DRs	Shares underlying outstanding DRs as a percentage of total number of shares {i.e., Grand Total (A)+(B)+(C) indicated in Statement at para (I)(a) above}
1	NIL	0	0	0.00
TOTAL				0.00

