


## Introductory sub-table (I)(a)

Name of the Company: Mercator Limited			
Scrip Code, Name of the scrip, class of security: BSE - 526235, NSE - MERCATOR			
Quarter ended: June 30, 2014			
<b>Partly paid-up shares:-</b>	<b>No. of partly paid-up shares</b>	<b>As a % of total no. of partly paid-up shares</b>	<b>As a % of total no. of shares of the company</b>
Held by promoter/promoter group	0	0	0
Held by public	0	0	0
<b>Total - D</b>	<b>0</b>	<b>0</b>	<b>0</b>
<b>Outstanding convertible securities:-</b>	<b>No. of outstanding securities</b>	<b>As a % of total no. of outstanding convertible securities</b>	<b>As a % of total no. of shares of the company, assuming full conversion of the convertible securities</b>
Held by promoter/promoter group	0	0	0
Held by public	0	0	0
<b>Total - E</b>	<b>0</b>	<b>0</b>	<b>0</b>
<b>Warrants:-</b>	<b>No. of warrants</b>	<b>As a % of total no. of warrants</b>	<b>As a % of total no. of shares of the company, assuming full conversion of warrants</b>
Held by promoter/promoter group	0	0	0
Held by public	0	0	0
<b>Total - F</b>	<b>0</b>	<b>0</b>	<b>0</b>
<b>Total paid-up capital of the company, assuming full conversion of warrants and convertible securities</b>	<b>244892073</b>	<b>0</b>	<b>0</b>



Statement Showing Shareholding Pattern								
Table 1(a)								
Category code	Category of Shareholder	Number of Shareholders	Total number of shares	Number of shares held in dematerialized form	Total shareholding as a percentage of total number of shares		Shares Pledged or otherwise encumbered	
					As a percentage of (A+B)	As a percentage of (A+B+C)	Number of shares	As a percentage
(I)	(II)	(III)	(IV)	(V)	(VI)	(VII)	(VIII)	(IX) = (VIII)/(IV)*100
<b>(A)</b>	<b>Shareholding of Promoter and Promoter Group</b>							
1	<b>Indian</b>							
(a)	Individuals/ Hindu Undivided Family	9	80077816	80077816	32.70	32.70	0	0
(b)	Central Government/ State Government(s)	0	0	0	0.00	0.00	0	0
(c)	Bodies Corporate	1	18406250	18406250	7.52	7.52	0	0
(d)	Financial Institutions/ Banks	0	0	0	0.00	0.00	0	0
(e)	Any Others(Specify)	0	0	0	0.00	0.00	0	0
	<b>Sub Total(A)(1)</b>	<b>10</b>	<b>98484066</b>	<b>98484066</b>	<b>40.22</b>	<b>40.22</b>	<b>0</b>	<b>0.00</b>
2	<b>Foreign</b>							
a	Individuals (Non-Residents Individuals/Foreign Individuals)	0	0	0	0	0	0	0
b	Bodies Corporate	0	0	0	0	0	0	0
c	Institutions	0	0	0	0	0	0	0
d	Qualified Foreign Investor	0	0	0	0	0	0	0
e	Any other (Specify)	0	0	0	0	0	0	0
	<b>Sub Total(A)(2)</b>	<b>0</b>	<b>0</b>	<b>0</b>	<b>0.00</b>	<b>0.00</b>	<b>0</b>	<b>0</b>
	<b>Total Shareholding of Promoter and Promoter Group (A)= (A)(1)+(A)(2)</b>	<b>10</b>	<b>98484066</b>	<b>98484066</b>	<b>40.22</b>	<b>40.22</b>	<b>0</b>	<b>0.00</b>
<b>(B)</b>	<b>Public shareholding</b>							
1	<b>Institutions</b>							
(a)	Mutual Funds/ UTI	2	77531	2531	0.03	0.03	0	0
(b)	Financial Institutions/ Banks	6	2048015	2048015	0.84	0.84	0	0.00
(c)	Central Government/ State Government(s)	2	2500	2500	0.00	0.00	0	0
(d)	Venture Capital Funds	0	0	0	0	0	0	0
(e)	Insurance Companies	0	0	0	0	0	0	0
(f)	Foreign Institutional Investors	24	39631403	39626403	16.18	16.18	0	0
(g)	Foreign Venture Capital Investors	0	0	0	0	0	0	0
(h)	Qualified Foreign Investor	0	0	0	0	0	0	0
(i)	Any Other (specify)	0	0	0	0	0	0	0
	<b>Sub-Total (B)(1)</b>	<b>34</b>	<b>41759449</b>	<b>41679449</b>	<b>17.05</b>	<b>17.05</b>	<b>0</b>	<b>0.000</b>
B 2	<b>Non-institutions</b>							
(a)	Bodies Corporate	1073	17964174	17934674	7.34	7.34	0	0.000
(b)	Individuals							
I	Individuals - i. Individual shareholders holding nominal share capital up to Rs 1 lakh	84819	65956929	63638348	26.93	26.93	0	0.000
II	ii. Individual shareholders holding nominal share capital in excess of Rs. 1 lakh.	46	14284929	14284929	5.83	5.83	0	0.000
(c)	Qualified Foreign Investor	0	0	0	0	0	0	0
(d)	Any Other (specify)							
(d-i)	Clearing Member	392	2762480	2762480	1.13	1.13	0	0.000
(d-ii)	Office Bearers	10	351100	351100	0.14	0.14	0	0.000
(d-iii)	Foreign Nationals	0	0	0	0.00	0.00	0	0
(d-iv)	Non Resident Indians (REPAT)	934	2592266	2495766	1.06	1.06	0	0.000
(d-v)	Non Resident Indians (NON REPAT)	248	563894	563894	0.23	0.23	0	0.000
(d-vi)	Directors / Relatives	3	169250	169250	0.07	0.07	0	0
(d-vii)	Trusts	2	3536	3536	0.00	0.00	0	0
	<b>Sub-Total (B)(2)</b>	<b>87527</b>	<b>104648558</b>	<b>102203977</b>	<b>42.73</b>	<b>42.73</b>	<b>0</b>	<b>0.000</b>
<b>(B)</b>	<b>Total Public Shareholding (B)= (B)(1)+(B)(2)</b>	<b>87561</b>	<b>146408007</b>	<b>143883426</b>	<b>59.78</b>	<b>59.78</b>	<b>0</b>	<b>0.000</b>
	<b>TOTAL (A)+(B)</b>	<b>87571</b>	<b>244892073</b>	<b>242367492</b>	<b>100</b>	<b>100</b>	<b>0</b>	<b>0.000</b>
<b>(C)</b>	<b>Shares held by Custodians and against which Depository Receipts have been issued</b>							
1	Promoter and Promoter Group	0	0	0	0	0.00	0	0
2	Public	0	0	0	0	0.00	0	0
	<b>Sub-Total (C)</b>	<b>0</b>	<b>0</b>	<b>0</b>	<b>0</b>	<b>0</b>	<b>0</b>	<b>0</b>
	<b>GRAND TOTAL (A)+(B)+(C)</b>	<b>87571</b>	<b>244892073</b>	<b>242367492</b>	<b>100</b>	<b>100.00</b>	<b>0</b>	<b>0.00</b>




(D)(b) Statement showing holding of securities (including shares, warrants, convertible securities) of persons belonging to the category "Promoter and Promoter Group"

Sr. No.	Name of the shareholder	Details of Shares held		Encumbered shares (*)			Details of warrants		Details of convertible securities		Total shares (including underlying shares assuming full conversion of warrants and convertible securities) as a % of diluted share capital
		Number of shares held	As a % of grand total (A)+(B)+(C)	No.	As a percentage	As a % of grand total (A)+(B)+(C) of sub-clause (I)(a)	Number of warrants held	As a % total number of warrants of the same class	Number of convertible securities held	As a % total number of convertible securities of the same class	
(I)	(II)	(III)	(IV)	(V)	(VI)=(V)/(III)*100	(VII)	(VIII)	(IX)	(X)	(XI)	(XII)
1	Harishkumar Mittal	46654200	19.05	0	0.00	0.00	0	0	0	0	19.05
2	Archana Mittal	26327400	10.75	0	0.00	0.00	0	0	0	0	10.75
3	AHM Investments Pvt Ltd	18406250	7.52	0	0.00	0.00	0	0	0	0	7.52
4	Atul J Agarwal (s)	5460966	2.23	0	0.00	0.00	0	0	0	0	2.23
5	Manjuli Agarwal	559000	0.23	0	0.00	0.00	0	0	0	0	0.23
6	Shalabh Mittal	361250	0.15	0	0.00	0.00	0	0	0	0	0.15
7	Aayush Atul Agarwal	317500	0.13	0	0.00	0.00	0	0	0	0	0.13
8	Arooshi Atul Agarwal	317500	0.13	0	0.00	0.00	0	0	0	0	0.13
9	Adip Mittal	80000	0.03	0	0.00	0.00	0	0	0	0	0.03
10	Shruti Mittal	0	0.00	0	0.00	0.00	0	0	0	0	0
11	Pallavi Mittal	0	0.00	0	0.00	0.00	0	0	0	0	0
12	Tanvi Mittal	0	0.00	0	0.00	0.00	0	0	0	0	0
13	Amol Mittal	0	0.00	0	0.00	0.00	0	0	0	0	0
<b>TOTAL</b>		<b>98484066</b>	<b>40.22</b>	<b>0</b>	<b>0.00</b>	<b>0.00</b>	<b>0</b>	<b>0.00</b>	<b>0</b>	<b>0</b>	<b>40.22</b>

(\*) The term "encumbrance" has the same meaning as assigned to it in regulation 28(3) of the SAST Regulations, 2011

(S) In the above shareholding table of promoters / promoters group, shares holding of Mr. Atul Agarwal in two different folios one in his single name and other in jointly with his wife Mrs. Manjuli Agarwal is clubbed together



(I)(c)(i) Statement showing holding of securities (including shares, warrants, convertible securities) of persons belonging to the category "Public" and holding more than 1% of the total number of shares

Sr. No.	Name of the shareholder	Number of shares held	Shares as a percentage of total number of shares (i.e., Grand Total (A)+(B)+(C) indicated in Statement at para (I)(a) above)	Details of warrants		Details of convertible securities		Total shares (including underlying shares assuming full conversion of warrants and convertible securities) as a % of diluted share capital
				Number of warrants held	As a % total number of warrants of the same class	Number of convertible securities held	% w.r.t total number of convertible securities of the same class	
1	Lotus Global Investments Ltd	14229669	5.81	0	0	0	0	5.81
2	Kotak Mahindra (International) Limited	8159363	3.33	0	0	0	0	3.33
3	Cresta Fund Ltd	5650000	2.31	0	0	0	0	2.31
4	Albula Investment Fund Ltd	5175644	2.11	0	0	0	0	2.11
5	LKP Finance Limited	3885862	1.59					1.59
<b>TOTAL</b>		<b>37100538</b>	<b>15.15</b>	<b>0</b>	<b>0</b>	<b>0</b>	<b>0</b>	<b>15.15</b>



**(I)(c)(ii) Statement showing holding of securities (including shares, warrants, convertible securities) of persons (together with PAC) belonging to the category "Public" and holding more than 5% of the total number of shares of the company**

Sr. No.	Name(s) of the shareholder(s) and the Persons Acting in Concert (PAC) with them	Number of shares	Shares as a percentage of total number of shares (i.e., Grand Total (A)+(B)+(C) indicated in Statement at para (I)(a) above)	Details of warrants		Details of convertible securities		Total shares (including underlying shares assuming full conversion of warrants and convertible securities) as a % of diluted share capital
				Number of warrants	As a % total number of warrants of the same class	Number of convertible securities held	% w.r.t total number of convertible securities of the same class	
1	Lotus Global Investments Ltd	14229669	5.81	0	0	0	0	5.81
<b>TOTAL</b>		<b>14229669</b>	<b>5.81</b>	<b>0</b>	<b>0</b>	<b>0</b>	<b>0</b>	<b>5.81</b>



(I)(d) Statement showing details of locked-in shares

Sr. No.	Name of the shareholder	Number of locked-in shares	Locked-in shares as a percentage of total number of shares (i.e., Grand Total (A)+(B)+(C) indicated in Statement at para (I)(a) above)
1	Nil	Nil	Nil
<b>TOTAL</b>		<b>0</b>	<b>0.00</b>




(II)(a) Statement showing details of Depository Receipts (DRs)

Sr. No.	Type of outstanding DR (ADRs, GDRs, SDRs, etc.)	Number of outstanding DRs	Number of shares underlying outstanding DRs	Shares underlying outstanding DRs as a percentage of total number of shares {i.e., Grand Total (A)+(B)+(C) indicated in Statement at para (I)(a) above}
1	Nil	Nil	Nil	Nil
2				
<b>TOTAL</b>				



(II)(b) Statement showing holding of Depository Receipts (DRs), where underlying shares held by "promoter/promoter group" are in excess of 1% of the total number of shares

Sr. No.	Name of the DR Holder	Type of outstanding DR (ADRs, GDRs, SDRs, etc.)	Number of shares underlying outstanding DRs	Shares underlying outstanding DRs as a percentage of total number of shares (i.e., Grand Total (A)+(B)+(C) indicated in Statement at para (I)(a) above}
1	Nil	Nil	Nil	Nil
2				
<b>TOTAL</b>				





Sr. No.	Notes
1	The Total Foreign shareholding is 4,27,87,563 i.e. 17.47 % of the total capital. The Company has not issued either GDR or ADR.
2	Directors disclosed at B2(c-vi) are Non-promoter non-executive directors.

