



Introductory sub-table (I)(a)

Name of the Company: MEHTA INTEGRATED FINANCE LTD			
Scrip Code, Name of the scrip, class of security: 511377 MEHTA INT FIN 'T' CLASS			
Quarter ended: 30 th SEPT 2014			
Partly paid-up shares:-			
	No. of partly paid-up shares	As a % of total no. of partly paid-up shares	As a % of total no. of shares of the company
Held by promoter/promoter group	NIL	NIL	NIL
Held by public	NIL	NIL	NIL
Total - D	NIL	NIL	NIL
Outstanding convertible securities:-			
	No. of outstanding securities	As a % of total no. of outstanding convertible securities	As a % of total no. of shares of the company, assuming full conversion of the convertible securities
Held by promoter/promoter group	NIL	NIL	NIL
Held by public	NIL	NIL	NIL
Total - E	NIL	NIL	NIL
Warrants:-			
	No. of warrants	As a % of total no. of warrants	As a % of total no. of shares of the company, assuming full conversion of warrants
Held by promoter/promoter group	NIL	NIL	NIL
Held by public	NIL	NIL	NIL
Total - F	NIL	NIL	NIL
Total paid-up capital of the company, assuming full conversion of warrants and convertible securities (Grand Total (A+B+C)+ D+E+F)	5000000	100%	100%




Statement Showing Shareholding Pattern

Category code	Category of Shareholder	Number of Shareholders	Table (I)(a)		Total shareholding as a percentage of total number of shares		Shares Pledged or otherwise encumbered	
			Total number of shares	Number of shares held in dematerialized form	As a percentage of (A+B) ¹	As a percentage of (A+B+C)	Number of shares	As a percentage
(I)	(II)	(III)	(IV)	(V)	(VI)	(VII)	(VIII)	(IX)= (VIII)/(IV)* 100
(A)	Shareholding of Promoter and Promoter Group²							
1	Indian							
(a)	Individuals/ Hindu Undivided Family	10	2025979	2025979	40.52	40.52	0	0
(b)	Central Government/ State Government(s)	-	-	-	-	-	-	-
(c)	Bodies Corporate	1	224021	224021	4.48	4.48	-	0
(d)	Financial Institutions/ Banks	-	-	-	-	-	-	-
(e)	Any Others(Specify)	-	-	-	-	-	-	-
(e-i)								
(e-ii)								
	Sub Total(A)(1)	11	2250000	2250000	45.00	45.00	0	0
2	Foreign							
a	Individuals (Non-Residents Individuals/ Foreign Individuals)	-	-	-	-	-	-	-
b	Bodies Corporate	-	-	-	-	-	-	-
c	Institutions	-	-	-	-	-	-	-
d	Any Others(Specify)	-	-	-	-	-	-	-
d-i		-	-	-	-	-	-	-
d-ii		-	-	-	-	-	-	-
	Sub Total(A)(2)	0	0	0	0	0	0	0
	Total Shareholding of Promoter and Promoter Group (A)= (A)(1)+(A)(2)	11	2250000	2250000	45.00	45.00	0	0
(B)	Public shareholding							
1	Institutions							
(a)	Mutual Funds/ UTI	-	-	-	-	-	-	-
(b)	Financial Institutions / Banks	-	-	-	-	-	-	-



(c)	Central Government/ State Government(s)	-	-	-	-	-	-	-
(d)	Venture Capital Funds							
(e)	Insurance Companies	-	-	-	-	-	-	-
(f)	Foreign Institutional Investors	-	-	-	-	-	-	-
(g)	Foreign Venture Capital Investors	-	-	-	-	-	-	-
(h)	Any Other (specify)	-	-	-	-	-	-	-
(h-i)								
(h-ii)								
	Sub-Total (B)(1)	0	0	0	0	0	0	0
B 2	Non-institutions							
(a)	Bodies Corporate	48	189339	169039	3.79	3.79	-	-
(b)	Individuals							
I	Individuals -i. Individual shareholders holding nominal share capital up to Rs 1 lakh	10022	1987372	601572	39.75	39.75	-	-
II	ii. Individual shareholders holding nominal share capital in excess of Rs. 1 lakh.	14	539567	539567	10.79	10.79	-	-
(c)	Qualified Foreign investor	-	-	-	-	-	-	-
(d)	Any Other (specify)							
	N.R.I (Repeat & Non Repeat)	34	15000	7300	0.30	0.30		
	Foreign body Corporate	1	6500	6500	0.13	0.13		
(d-i)	Clearing Member	3	600	600	0.01	0.01		
(c-ii)	Hindu Undivided Family	18	11622	11622	0.23	0.23		
	Sub-Total (B)(2)	10140	2750000	1336200	55.00	55.00	-	-
(B)	Total Public Shareholding (B)= (B)(1)+(B)(2)	10140	2750000	1336200	55.00	55.00	-	-
	TOTAL (A)+(B)	10151	5000000	3586200	100	100		
(C)	Shares held by Custodians and against which Depository Receipts have been issued	-	-	-	-	-	-	-
1	Promoter and Promoter Group	-	-	-	-	-	-	-
2	Public	-	-	-	-	-	-	-
	Sub-Total (C)	-	-	-	-	-	-	-
	GRAND TOTAL (A)+(B)+(C)	10151	5000000	3586200	100	100	-	-




(I)(B) Statement showing Shareholding of Persons belonging to the category “Promoter and Promoter Group

Sr. No.	Name of the shareholder	Total shares held		Shares pledged or otherwise encumbered		
		Number of shares	As a % of grand total (A) +(B) +(C)	Number	As a percentage	As a % of grand total (A)+(B)+(C) of sub-clause (I)(a)
(I)	(II)	(III)	(IV)	(V)	(VI)=(V)/(III)*100	(VII)
1.	Darshan V. Mehta	250000	5.00	0	0	0
2.	Bhavna D. Mehta	150000	3.00	0	0	0
3.	Vasantlal P. Mehta	150000	3.00	0	0	0
4.	Indira V. Mehta	100000	2.00	0	0	0
5.	Chirag D. Mehta	100000	2.00	0	0	0
6.	Vishwesh D. Mehta	100000	2.00	0	0	0
7.	Bhavna D Mehta	50000	1.00	0	0	0
8.	D.V.M. family H.U.F.	350000	7.00	0	0	0
9.	Shreeji Family Trust	400000	8.00	0	0	0
10.	M. P. Family Trust	323179	6.46	0	0	0
11.	Mehta Securities Ltd.	224021	4.48	0	0	0
12.	Staff Welfare Fund	52800	1.06	0	0	0
Total		2250000	45.00	0	0	0

(I)(c) Statement showing Shareholding of persons belonging to the category “Public” and holding more than 1% of the total number of shares

Sr. No.	Name of the shareholder	Number of shares	Shares as a percentage of total number of shares {i.e., Grand Total (A)+(B)+(C) indicated in Statement at para (I)(a) above}
1.	Kunal D. Sheth	202603	4.05
2.	Darshan Stock Broking Pvt Ltd	55800	1.11
TOTAL		258403	5.16




(I)(c) (ii) Statement showing holding of the belonging to the category "Public" and holding more than 5% of the total number of shares

Sr. No	Name(s) of the Share holder(s) and the Persons Acting in Concert (PAC) with them	Number of shares	Shares as a percentage of total number of shares {i.e., Grand Total (A)+(B)+(C) indicated in Statement at para (I)(a)above}	Details of Warrant		Details of Convertible securities		Total shares (including underlying shares assuming full conversion of warrants and convertible securities) as a % of diluted share capital
				Number of warrants	As a % total number of warrants of the same class	Number of convertible securities held	% w.r.t total number of convertible securities of the same class	
(I)(1	NIL	NIL	NIL	NIL	NIL	NIL	NIL

Statement showing details of locked-in shares

Sr. No.	Name of the shareholder	Number of locked-in shares	Locked-in shares as a percentage of total number of shares {i.e., Grand Total (A)+(B)+(C) indicated in Statement at para (I)(a) above}
1	NIL	0.00	0.00
TOTAL		0.00	0.00



(II)(a) (DRs) Statement showing details of Depository Receipts

Sr. No.	Type of outstanding DR (ADRs, GDRs, SDRs, etc.)	Number of outstanding DRs	Number of shares underlying outstanding DRs	Shares underlying outstanding DRs as a percentage of total number of shares {i.e., Grand Total (A)+(B)+(C) indicated in Statement at para (I)(a) above}
1	NIL	NIL	0.00	0.00
TOTAL		NIL	0.00	0.00

(II)(b) Statement showing holding of Depository Receipts (DRs), where underlying shares held by "promoter/promoter group" are in excess of 1% of the total number of shares

Sr. No.	Name of the DR Holder	Type of outstanding DR (ADRs, GDRs, SDRs, etc.)	Number of shares underlying outstanding DRs	Shares underlying outstanding DRs as a percentage of total number of shares {i.e., Grand Total (A)+(B)+(C) indicated in Statement at para (I)(a) above}
1	NIL	NIL	0.00	0.00
TOTAL		NIL	0.00	0.00

