



Introductory sub-table (I)(a)

| | | | |
|--|--------------------------------------|--|---|
| Name of the Company: MEHTA INTEGRATED FINANCE LTD | | | |
| Scrip Code, Name of the scrip, class of security: 511377 MEHTA INT FIN 'T' CLASS | | | |
| Quarter ended: 30th June 2014 | | | |
| | | | |
| Partly paid-up shares:- | No. of partly paid-up shares | As a % of total no. of partly paid-up shares | As a % of total no. of shares of the company |
| Held by promoter/promoter group | NIL | NIL | NIL |
| Held by public | NIL | NIL | NIL |
| Total - D | NIL | NIL | NIL |
| | | | |
| Outstanding convertible securities:- | No. of outstanding securities | As a % of total no. of outstanding convertible securities | As a % of total no. of shares of the company, assuming full conversion of the convertible securities |
| Held by promoter/promoter group | NIL | NIL | NIL |
| Held by public | NIL | NIL | NIL |
| Total - E | NIL | NIL | NIL |
| | | | |
| Warrants:- | No. of warrants | As a % of total no. of warrants | As a % of total no. of shares of the company, assuming full conversion of warrants |
| Held by promoter/promoter group | NIL | NIL | NIL |
| Held by public | NIL | NIL | NIL |
| Total - F | NIL | NIL | NIL |
| | | | |
| Total paid-up capital of the company, assuming full conversion of warrants and convertible securities (Grand Total (A+B+C)+ D+E+F) | 5000000 | 100% | 100% |




Statement Showing Shareholding Pattern

| Category code | Category of Shareholder | Number of Shareholders | Table (I)(a) | | Total shareholding as a percentage of total number of shares | | Shares Pledged or otherwise encumbered | |
|---------------|---|------------------------|------------------------|--|--|----------------------------|--|------------------------------|
| | | | Total number of shares | Number of shares held in dematerialized form | As a percentage of (A+B) ¹ | As a percentage of (A+B+C) | Number of shares | As a percentage |
| | | | (IV) | (V) | (VI) | (VII) | (VIII) | (IX)= (VIII)/(IV)* 100 |
| (I) | (II) | (III) | (IV) | (V) | (VI) | (VII) | (VIII) | (IX)= (VIII)/(IV)* 100 |
| (A) | Shareholding of Promoter and Promoter Group² | | | | | | | |
| 1 | Indian | | | | | | | |
| (a) | Individuals/ Hindu Undivided Family | 10 | 2025979 | 2025979 | 40.52 | 40.52 | 0 | 0 |
| (b) | Central Government/ State Government(s) | - | - | - | - | - | - | - |
| (c) | Bodies Corporate | 1 | 224021 | 224021 | 4.48 | 4.48 | - | 0 |
| (d) | Financial Institutions/ Banks | - | - | - | - | - | - | - |
| (e) | Any Others(Specify) | - | - | - | - | - | - | - |
| (e-i) | | | | | | | | |
| (e-ii) | | | | | | | | |
| | Sub Total(A)(1) | 11 | 2250000 | 2250000 | 45.00 | 45.00 | 0 | 0 |
| 2 | Foreign | | | | | | | |
| a | Individuals (Non-Residents Individuals/ Foreign Individuals) | - | - | - | - | - | - | - |
| b | Bodies Corporate | - | - | - | - | - | - | - |
| c | Institutions | - | - | - | - | - | - | - |
| d | Any Others(Specify) | - | - | - | - | - | - | - |
| d-i | | - | - | - | - | - | - | - |
| d-ii | | - | - | - | - | - | - | - |
| | Sub Total(A)(2) | 0 | 0 | 0 | 0 | 0 | 0 | 0 |
| | Total Shareholding of Promoter and Promoter Group (A)= (A)(1)+(A)(2) | 11 | 2250000 | 2250000 | 45.00 | 45.00 | 0 | 0 |
| (B) | Public shareholding | | | | | | | |
| 1 | Institutions | | | | | | | |
| (a) | Mutual Funds/ UTI | - | - | - | - | - | - | - |
| (b) | Financial Institutions/ Banks | - | - | - | - | - | - | - |



| | | | | | | | | |
|------------|---|--------------|----------------|----------------|--------------|--------------|----------|----------|
| (c) | Central Government/ State Government(s) | - | - | - | - | - | - | - |
| (d) | Venture Capital Funds | | | | | | | |
| (e) | Insurance Companies | - | - | - | - | - | - | - |
| (f) | Foreign Institutional Investors | - | - | - | - | - | - | - |
| (g) | Foreign Venture Capital Investors | - | - | - | - | - | - | - |
| (h) | Any Other (specify) | - | - | - | - | - | - | - |
| (h-i) | | | | | | | | |
| (h-ii) | | | | | | | | |
| | Sub-Total (B)(1) | 0 | 0 | 0 | 0 | 0 | 0 | 0 |
| B 2 | Non-institutions | | | | | | | |
| (a) | Bodies Corporate | 47 | 189631 | 169331 | 3.79 | 3.79 | - | - |
| (b) | Individuals | | | | | | | |
| I | Individuals -i. Individual shareholders holding nominal share capital up to Rs 1 lakh | 10038 | 1989042 | 601142 | 39.78 | 39.78 | - | - |
| II | ii. Individual shareholders holding nominal share capital in excess of Rs. 1 lakh. | 14 | 538105 | 538105 | 10.76 | 10.76 | - | - |
| (c) | Qualified Foreign investor | - | - | - | - | - | - | - |
| (d) | Any Other (specify) | | | | | | | |
| | N.R.I (Repeat & Non Repeat) | 34 | 15000 | 7300 | 0.30 | 0.30 | | |
| | Foreign body Corporate | 1 | 6500 | 6500 | 0.13 | 0.13 | | |
| (d-i) | Clearing Member | 1 | 100 | 100 | 0.00 | 0.00 | | |
| (c-ii) | Hindu Undivided Family | 18 | 11622 | 11622 | 0.23 | 0.23 | | |
| | Sub-Total (B)(2) | 10153 | 2750000 | 1334100 | 55.00 | 55.00 | - | - |
| | | | | | | | | |
| (B) | Total Public Shareholding (B)= (B)(1)+(B)(2) | 10153 | 2750000 | 1334100 | 55.00 | 55.00 | - | - |
| | TOTAL (A)+(B) | 10164 | 5000000 | 3584100 | 100 | 100 | | |
| (C) | Shares held by Custodians and against which Depository Receipts have been issued | | | | | | | |
| 1 | Promoter and Promoter Group | - | - | - | - | - | - | - |
| 2 | Public | - | - | - | - | - | - | - |
| | Sub-Total (C) | - | - | - | - | - | - | - |
| | GRAND TOTAL (A)+(B)+(C) | 10164 | 5000000 | 3584100 | 100 | 100 | - | - |




(I)(B) Statement showing Shareholding of Persons belonging to the category “Promoter and Promoter Group

| Sr. No. | Name of the shareholder | Total shares held | | Shares pledged or otherwise encumbered | | |
|--------------|-------------------------|-------------------|---------------------------------------|--|--------------------|---|
| | | Number of shares | As a % of grand total (A) +(B) +(C) | Number | As a percentage | As a % of grand total (A)+(B)+(C) of sub-clause (I)(a) |
| (I) | (II) | (III) | (IV) | (V) | (VI)=(V)/(III)*100 | (VII) |
| 1. | Darshan V. Mehta | 250000 | 5.00 | 0 | 0 | 0 |
| 2. | Bhavna D. Mehta | 150000 | 3.00 | 0 | 0 | 0 |
| 3. | Vasantlal P. Mehta | 150000 | 3.00 | 0 | 0 | 0 |
| 4. | Indira V. Mehta | 100000 | 2.00 | 0 | 0 | 0 |
| 5. | Chirag D. Mehta | 100000 | 2.00 | 0 | 0 | 0 |
| 6. | Vishwesh D. Mehta | 100000 | 2.00 | 0 | 0 | 0 |
| 7. | Bhavna D Mehta | 50000 | 1.00 | 0 | 0 | 0 |
| 8. | D.V.M. family H.U.F. | 350000 | 7.00 | 0 | 0 | 0 |
| 9. | Shreeji Family Trust | 400000 | 8.00 | 0 | 0 | 0 |
| 10. | M. P. Family Trust | 323179 | 6.46 | 0 | 0 | 0 |
| 11. | Mehta Securities Ltd. | 224021 | 4.48 | 0 | 0 | 0 |
| 12. | Staff Welfare Fund | 52800 | 1.06 | 0 | 0 | 0 |
| Total | | 2250000 | 45.00 | 0 | 0 | 0 |

(I)(c) Statement showing Shareholding of persons belonging to the category “Public” and holding more than 1% of the total number of shares

| Sr. No. | Name of the shareholder | Number of shares | Shares as a percentage of total number of shares {i.e., Grand Total (A)+(B)+(C) indicated in Statement at para (I)(a) above} |
|---------|-------------------------------|------------------|--|
| 1. | Kunal D. Sheth | 201141 | 4.02 |
| 2. | Darshan Stock Broking Pvt Ltd | 55800 | 1.11 |
| | TOTAL | 256941 | 5.13 |



(I)(c) (ii) Statement showing holding of the belonging to the category “Public” and holding more than 5% of the total number of shares

| Sr. No | Name(s) of the Share holder(s) and the Persons Acting in Concert (PAC) with them | Number of shares | Shares as a percentage of total number of shares {i.e., Grand Total (A)+(B)+(C) indicated in Statement at para (I)(a)above} | Details of Warrant | | Details of Convertible securities | | Total shares (including underlying shares assuming full conversion of warrants and convertible securities) as a % of diluted share capital |
|--------|--|------------------|---|--------------------|---|---------------------------------------|--|--|
| | | | | Number of warrants | As a % total number of warrants of the same class | Number of convertible securities held | % w.r.t total number of convertible securities of the same class | |
| 1 | NIL | NIL | NIL | NIL | NIL | NIL | NIL | NIL |

(I)(c)

Statement showing details of locked-in shares

| Sr. No. | Name of the shareholder | Number of locked-in shares | Locked-in shares as a percentage of total number of shares {i.e., Grand Total (A)+(B)+(C) indicated in Statement at para (I)(a) above} |
|--------------|-------------------------|----------------------------|--|
| 1 | NIL | 0.00 | 0.00 |
| TOTAL | | 0.00 | 0.00 |



(II)(a) (DRs) Statement showing details of Depository Receipts

| Sr. No. | Type of outstanding DR (ADRs, GDRs, SDRs, etc.) | Number of outstanding DRs | Number of shares underlying outstanding DRs | Shares underlying outstanding DRs as a percentage of total number of shares {i.e., Grand Total (A)+(B)+(C) indicated in Statement at para (I)(a) above} |
|--------------|---|---------------------------|---|---|
| 1 | NIL | NIL | 0.00 | 0.00 |
| TOTAL | | NIL | 0.00 | 0.00 |

(II)(b) Statement showing holding of Depository Receipts (DRs), where underlying shares held by "promoter/promoter group" are in excess of 1% of the total number of shares

| Sr. No. | Name of the DR Holder | Type of outstanding DR (ADRs, GDRs, SDRs, etc.) | Number of shares underlying outstanding DRs | Shares underlying outstanding DRs as a percentage of total number of shares {i.e., Grand Total (A)+(B)+(C) indicated in Statement at para (I)(a) above} |
|--------------|-----------------------|---|---|---|
| 1 | NIL | NIL | 0.00 | 0.00 |
| TOTAL | | NIL | 0.00 | 0.00 |

