




| | | | |
|---|--------------------------------------|--|--|
| MEGHMANI ORGANICS LIMITED. | | (1) (a) | |
| (1) (a) Statement showing Shareholding Pattern | | | |
| Name of the Company: | | MEGHMANI ORGANICS LIMITED. | |
| Scrip Code, Name of the scrip, class of security: | | MEGH - EQUITY | |
| Quarter ended: | | 31.03.2015 | |
| Partly Paid up Shares :- | No. of Partly Paid up Shares | As a % of total No. of Partly paid up shares | As a % of total No. of shares of the Company |
| Held by Promoter / Promoter Group | 0 | 0 | 0 |
| Held by Public | 0 | 0 | 0 |
| Total | 0 | 0 | 0 |
| Outstanding Convertible Securities :- | No. of Outstanding Securities | As a % of total No. of Outstanding Securities | As a % of total No. of shares of the company assuming full conversion of the convertible securities |
| Held by Promoter / Promoter Group | 0 | 0 | 0 |
| Held by Public | 0 | 0 | 0 |
| Total | 0 | 0 | 0 |
| Warrants :- | No. of Warrants | As a % of total No. of warrants | As a % of total No. of shares of the company assuming full conversion of Warrants |
| Held by Promoter / Promoter Group | 0 | 0 | 0 |
| Held by Public | 0 | 0 | 0 |
| Total | 0 | 0 | 0 |
| Total Paid up Capital of the Company assuming full conversion of warrants and convertible securities | 254,314,211 | 0 | 0 |

FOR MEGHMANI ORGANICS LIMITED

K D Mehta
 (K D MEHTA)
 COMPANY SECRETARY



07.04.2015



MEGHMANI ORGANICS LIMITED.

Table (I)(a)

STATEMENT SHOWING SHAREHOLDING PATTERN

| | |
|--|----------------------------|
| Name of the Company: | MEGHMANI ORGANICS LIMITED. |
| Script Code, Name of the scrip, class of security: | MEGH EQUITY |
| Quarter ended: | 31.03.2015 |


| CATEGORY CODE | CATEGORY OF SHARE HOLDER | NO OF SHARE HOLDERS | TOTAL NO OF SHARES | NO. OF SHARES DEMATERIALIZED | TOTAL SHAREHOLDING AS A % OF TOTAL NO. OF SHARES | | SHARES PLEDGED OR OTHERWISE ENCUMBERED | |
|---------------|--|---------------------|--------------------|------------------------------|--|----------------------------------|--|---------------------------------------|
| | | | | | As a Percentage of (A+B) (VI) | As a Percentage of (A+B+C) (VII) | NO. OF SHARES (VIII) | As a percentage (IX)= (VIII)/(IV)*100 |
| (I) | (II) | (III) | (IV) | (V) | (VI) | (VII) | (VIII) | (IX) |
| (A) | SHAREHOLDING OF PROMOTER & PROMOTER GROUP (2) | | | | | | | |
| 1 | INDIAN | | | | | | | |
| (a) | INDIVIDUAL | 15 | 93,720,785 | 93,720,785 | 43.80% | 36.85% | - | - |
| (b) | CENTRAL / STATE GOVERNMENT(S) | - | - | - | - | - | - | - |
| (c) | BODIES CORPORATE | - | - | - | - | - | - | - |
| (d) | FINANCIAL INSTITUTIONS / BANKS | - | - | - | - | - | - | - |
| (e) | ANY OTHER (SPECIFY) | - | - | - | - | - | - | - |
| | DIRECTORS RELATIVES | 56 | 34,346,610 | 34,346,610 | 16.05% | 13.51% | - | - |
| | SUB TOTAL : (A) 1 | 71 | 128,067,395 | 128,067,395 | 59.85% | 50.36% | - | - |
| 2 | FOREIGN | | | | | | | |
| (a) | INDIVIDUAL | - | - | - | - | - | - | - |
| (b) | BODIES CORPORATE | - | - | - | - | - | - | - |
| (c) | INSTITUTIONS | - | - | - | - | - | - | - |
| (d) | QUALIFIED FOREIGN INVESTOR - CORPORATE | - | - | - | - | - | - | - |
| (e) | ANY OTHER | - | - | - | - | - | - | - |
| | SUB TOTAL : (A) 2 | - | - | - | - | - | - | - |
| (A) | TOTAL HOLDING FOR PROMOTERS : (A) 1 + (A) 2 | 71 | 128,067,395 | 128,067,395 | 59.85% | 50.36% | - | - |
| (B) | PUBLIC SHAREHOLDING (3) | | | | | | | |
| 1 | INSTITUTIONS | | | | | | | |
| (a) | MUTUAL FUNDS / UTI | - | - | - | - | - | - | - |
| (b) | FINANCIAL INSTITUTIONS / BANKS | 4 | 104,302 | 104,302 | 0.05% | 0.04% | 25,072 | 24.04% |
| (c) | CENTRAL / STATE GOVERNMENT(S) | - | - | - | - | - | - | - |
| (d) | VENTURE CAPITAL FUNDS | - | - | - | - | - | - | - |
| (e) | INSURANCE COMPANIES | - | - | - | - | - | - | - |
| (f) | FOREIGN INSTITUTIONAL INVESTORS | 1 | 2,394,154 | 2,394,154 | 1.12% | 0.94% | - | - |
| (g) | FOREIGN VENTURE CAPITAL | - | - | - | - | - | - | - |
| (h) | QUALIFIED FOREIGN INVESTOR - CORPORATE | - | - | - | - | - | - | - |
| (i) | ANY OTHER (SPECIFY) | - | - | - | - | - | - | - |
| | SUB TOTAL : (B) 1 | 5 | 2,498,456 | 2,498,456 | 1.17% | 0.98% | 25,072 | 0 |
| 2 | NON-INSTITUTIONS | | | | | | | |
| (a) | BODIES CORPORATE | 507 | 19,050,629 | 19,050,629 | 8.90% | 7.49% | 700,487 | 3.68% |
| (b) | INDIVIDUAL (CAPITAL <= Rs. 1 LAKH) | 55002 | 51,878,583 | 51,776,308 | 24.25% | 20.40% | 261,569 | 0.50% |
| (b) | INDIVIDUAL (CAPITAL > Rs. 1 LAKH) | 35 | 7,891,285 | 7,741,285 | 3.69% | 3.10% | 148500 | 1.88% |
| (d) | CLEARING MEMBER | 178 | 2,158,993 | 2,158,993 | 1.01% | 0.85% | 255,179 | 11.82% |
| (e) | MARKET MAKER | - | - | - | - | - | - | - |
| (f) | FOREIGN NATIONALS | - | - | - | - | - | - | - |
| (g) | NON RESIDENT INDIANS (REPAT) | 310 | 2,157,750 | 2,157,750 | 1.01% | 0.85% | - | - |
| (h) | NON RESIDENT INDIANS (NON REPAT) | 91 | 258,970 | 258,970 | 0.12% | 0.10% | - | - |
| (i) | FOREIGN COMPANIES | - | - | - | - | - | - | - |
| (j) | OVERSEAS BODIES CORPORATES | - | - | - | - | - | - | - |
| (k) | QUALIFIED FOREIGN INVESTOR - CORPORATE | - | - | - | - | - | - | - |
| (k) | TRUSTS | 2 | 9,000 | 9,000 | 0.00% | 0.00% | - | - |
| (l) | ANY OTHERS | - | - | - | - | - | - | - |
| | SUB TOTAL : (B) 2 | 56,125 | 83,405,210 | 83,152,935 | 38.98% | 32.80% | 1,365,735 | 1.64% |
| (B) | TOTAL HOLDING FOR PUBLIC : (B) 1 + B(2) | 56,130 | 85,903,666 | 85,651,391 | 40.15% | 33.78% | 1,390,807 | 25.68% |
| | TOTAL (A)+(B) | 56,201 | 213,971,061 | 213,718,786 | 100.00% | 84.14% | 1,390,807 | 25.68% |
| (C) | SHARES HELD BY CUSTODIANS AND AGAINST WHICH SINGAPORE DEPOSITORY RECEIPTS HAVE BEEN ISSUED | | | | | | | |
| 1 | PROMOTER AND PROMOTER GROUP | - | - | - | - | - | - | - |
| 2 | PUBLIC | 1 | 40,343,150 | 40,343,150 | - | 15.86% | - | - |
| (C) | SUB TOTAL : (C) | 1 | 40,343,150 | 40,343,150 | - | 15.86% | - | - |
| | GRAND TOTAL (A)+(B)+(C) | 56,202 | 254,314,211 | 254,061,936 | 100.00% | 100.00% | 1,390,807 | 0.55% |


1. Name, Number of Shares held & percentage of entities /persons holding more than 1% of the shares of the Company is enclosed separately.

2 For definitions "Promoter" and "Promoters Group" refer to of clause 40A

3 For definitions "Public shareholding" refer to of clause 40A

FOR MEGHMANI ORGANICS LIMITED


(K D MEHTA)
COMPANY SECRETARY



07.04.2015

I (b)

Meghmani Organics Limited

(I)(b) STATEMENT SHOWING HOLDING OF SECURITIES (INCLUDING SHARES, WARRANTS, CONVERTIBLE SECURITIES) OF PERSONS BELONGING TO THE CATEGORY 'PROMOTER AND PROMOTER GROUP' - 31.03.2015

| Sr. No. | NAME OF THE SHAREHOLDER | NO. OF SHARES HELD | AS A % OF GRAND TOTAL (A)+(B)+(C) | ENCUMBERED SHARES NO. | ENCUMBERED SHARES AS A PERCENTAGE (VI)=(V)/(III)*100 | ENCUMBERED TOTAL (A)+(B)+(C) OF GRAND SUB-CLAUSE(I)(a) | PAN | NUMBER OF WARRANTS HELD | AS A % TOTAL NUMBER OF WARRANTS OF THE SAME CLASS | NUMBER OF CONVERTIBLE SECURITIES HELD | AS A % TOTAL NUMBER OF CONVERTIBLE SECURITIES OF THE SAME CLASS | TOTAL SHARES (INCLUDING UNDERLYING SHARES ASSUMING FULL CONVERSION OF WARRANTS AND CONVERTIBLE SECURITIES) AS A % OF DILUTED SHARE CAPITAL |
|---------|---|--------------------|-----------------------------------|-----------------------|--|--|-------------|-------------------------|---|---------------------------------------|---|--|
| (i) | (ii) | (iii) | (iv) | (v) | (vi) | (vii) | (viii) | (ix) | (x) | (xi) | (xii) | (xiii) |
| 1 | ALPA PRAFUL PATEL | 358801 | 0.14% | - | - | - | ALJPP9147M | - | - | - | - | 0.14% |
| 2 | ANAND I PATEL | 380000 | 0.15% | - | - | - | AACHA5393N | - | - | - | - | 0.15% |
| 3 | ANANDBHAI ISHWARBHAI PATEL | 7750200 | 3.05% | - | - | - | AAUPP1726G | - | - | - | - | 3.05% |
| 4 | ANIL POPATBHAI PATEL | 2800000 | 0.11% | - | - | - | AASPP1629C | - | - | - | - | 0.11% |
| 5 | ANKIT NATUBHAI PATEL | 520865 | 0.20% | - | - | - | AKGPP0621G | - | - | - | - | 0.20% |
| 6 | ANKIT NATUBHAI PATEL | 2500000 | 0.98% | - | - | - | AKGPP0621G | - | - | - | - | 0.98% |
| 7 | ASHISHBHAI NATAWARLAL SOPARKAR | 24158090 | 9.50% | - | - | - | ALRPS6235P | - | - | - | - | 9.50% |
| 8 | BHARIBEN NATUBHAI PATEL | 2000000 | 0.79% | - | - | - | ABHPP4315M | - | - | - | - | 0.79% |
| 9 | CHANDRIKA BALWANTBHAI PATEL | 50000 | 0.02% | - | - | - | BMWPP5924P | - | - | - | - | 0.02% |
| 10 | DEVAL A SOPARKAR | 410710 | 0.16% | - | - | - | AIQPS9189J | - | - | - | - | 0.16% |
| 11 | DISHA NATUBHAI PATEL | 1500000 | 0.59% | - | - | - | AGXPP2982M | - | - | - | - | 0.59% |
| 12 | GAURIBEN HARIBHAI PATEL | 420000 | 0.17% | - | - | - | AHLPP5420F | - | - | - | - | 0.17% |
| 13 | HARIBHAI MEGHJIBHAI PATEL | 435000 | 0.17% | - | - | - | AETPP8959A | - | - | - | - | 0.17% |
| 14 | HEMILATABEN MANSUKHBHAI PATEL | 300000 | 0.12% | - | - | - | ALKPP5617P | - | - | - | - | 0.12% |
| 15 | HETA KIRANKUMAR PATEL | 100000 | 0.04% | - | - | - | AGSPP9055C | - | - | - | - | 0.04% |
| 16 | HETA KIRANKUMAR PATEL | 200000 | 0.08% | - | - | - | AGSPP9055C | - | - | - | - | 0.08% |
| 17 | HETA KIRAN PATEL | 82500 | 0.03% | - | - | - | AGSPP9055C | - | - | - | - | 0.03% |
| 18 | ISHWARBHAI MEGHJIBHAI PATEL | 300000 | 0.12% | - | - | - | ABDPP5340E | - | - | - | - | 0.12% |
| 19 | JAGRUTIBEN LALITBHAI PATEL | 235542 | 0.09% | - | - | - | ABUJPP1229R | - | - | - | - | 0.09% |
| 20 | JAYANTIBHAI MEGHJIBHAI PATEL | 17824390 | 7.01% | - | - | - | AEHPP7163E | - | - | - | - | 7.01% |
| 21 | KANTI BHAI MEGHJIBHAI PATEL | 700000 | 0.28% | - | - | - | ACOPP8641E | - | - | - | - | 0.28% |
| 22 | KANTIBHAI M PATEL | 700000 | 0.28% | - | - | - | AAEHP8364G | - | - | - | - | 0.28% |
| 23 | KAUSHAL ASHISHBHAI SOPARKAR | 8300 | 0.00% | - | - | - | ANZPS7266G | - | - | - | - | 0.00% |
| 24 | KAVITA GAURANG PATEL | 270000 | 0.11% | - | - | - | ACJPP1494J | - | - | - | - | 0.11% |
| 25 | KIRAN M PATEL | 450000 | 0.18% | - | - | - | ACRPP3387L | - | - | - | - | 0.18% |
| 26 | KIRAN MANSUKHBHAI PATEL | 3000 | 0.00% | - | - | - | ACRPP3387L | - | - | - | - | 0.00% |
| 27 | KIRAN MANSUKHBHAI PATEL | 1017500 | 0.40% | - | - | - | ACRPP3387L | - | - | - | - | 0.40% |
| 28 | KIRAN MANSUKHBHAI PATEL (HUF) | 256000 | 0.10% | - | - | - | AABHP8922M | - | - | - | - | 0.10% |
| 29 | KRUTI ADESH PATEL | 380000 | 0.15% | - | - | - | ACJPP1328D | - | - | - | - | 0.15% |
| 30 | KUNVERBEN ISHWARBHAI PATEL | 200000 | 0.08% | - | - | - | AAWPP1236F | - | - | - | - | 0.08% |
| 31 | LALIT K PATEL - KARTALALIT K PATEL(HUF) | 300000 | 0.03% | - | - | - | AAEHF8405Q | - | - | - | - | 0.03% |
| 32 | ASHISHBHAI NATWARLAL SOPARKAR | 300000 | 0.12% | - | - | - | ALRPS6235P | - | - | - | - | 0.12% |
| 33 | LALITBHAI KANTIBHAI PATEL | 700000 | 0.28% | - | - | - | ACNPP2094C | - | - | - | - | 0.28% |
| 34 | LILABEN GANPATBHAI PATEL | 300000 | 0.12% | - | - | - | AAWPP1250F | - | - | - | - | 0.12% |
| 35 | LILABEN GANPATBHAI PATEL | 1270000 | 0.01% | - | - | - | AAWPP1250F | - | - | - | - | 0.01% |
| 36 | MAULIK JAYANTIBHAI PATEL | 30101 | 0.50% | - | - | - | AFZPP4108A | - | - | - | - | 0.50% |
| 37 | NIKUNJ HARIBHAI PATEL | 200000 | 0.08% | - | - | - | AHLPP5474B | - | - | - | - | 0.08% |
| 38 | PATEL NATUBHAI MEGHJIBHAI | 378347 | 0.15% | - | - | - | AAUPP1727H | - | - | - | - | 0.15% |
| 39 | PATEL NATUBHAI MEGHJIBHAI | 20359850 | 8.01% | - | - | - | AAUPP1727H | - | - | - | - | 8.01% |
| 40 | PATEL AMITABEN KANTIBHAI | 500000 | 0.20% | - | - | - | AAUPP1728J | - | - | - | - | 0.20% |
| 41 | PATEL HANSABEN AMRUTBHAI | 83100 | 0.03% | - | - | - | AIXPP9731C | - | - | - | - | 0.03% |
| 42 | PATEL DARSHAN ANANDBHAI | 150000 | 0.06% | - | - | - | ARVPP1234D | - | - | - | - | 0.06% |
| 43 | PATEL GANPATBHAI MEGHJIBHAI | 350000 | 0.14% | - | - | - | ABHPP4218K | - | - | - | - | 0.14% |
| 44 | PATEL DAMINI NARENDRA | 95000 | 0.04% | - | - | - | AERP3431K | - | - | - | - | 0.04% |
| 45 | PATEL JAYANTIBHAI MEGHJIBHAI | 736000 | 0.29% | - | - | - | AADHP0854L | - | - | - | - | 0.29% |

MEGHMANI ORGANICS LIMITED
 1/11/2015
 AHMEDABAD

Meghmani Organics Limited

I (b)

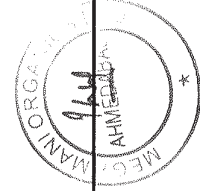
(I)(b) STATEMENT SHOWING HOLDING OF SECURITIES (INCLUDING SHARES, WARRANTS, CONVERTIBLE SECURITIES) OF PERSONS BELONGING TO THE CATEGORY 'PROMOTER AND PROMOTER GROUP' - 31.03.2015

| Sr. No. | NAME OF THE SHAREHOLDER | NO. OF SHARES HELD | AS A % OF GRAND TOTAL (A)+(B)+(C) | ENCUMBERED SHARES NO. | ENCUMBERED SHARES AS A PERCENTAGE V)=(V)/(III)*100 | ENCUMBERED TOTAL (A)+(B)+(C) OF GRAND SUB-CLAUSE(I)(a) | PAN | NUMBER OF WARRANTS HELD | AS A % TOTAL WARRANTS OF THE SAME CLASS | NUMBER OF CONVERTIBLE SECURITIES HELD | AS A % TOTAL CONVERTIBLE SECURITIES OF THE SAME CLASS | TOTAL SHARES (INCLUDING UNDERLYING SHARES ASSUMING FULL CONVERSION OF WARRANTS AND CONVERTIBLE SECURITIES) AS A % OF DILUTED SHARE CAPITAL |
|---------|--|--------------------|-----------------------------------|-----------------------|--|--|------------|-------------------------|---|---------------------------------------|---|--|
| (I) | (II) | (III) | (IV) | (V) | (VI) | (VII) | (VIII) | (IX) | (X) | (XI) | (XII) | (XIII) |
| 46 | PATEL KALPANA RAMESHBHAI | 1000000 | 0.39% | - | - | - | ABHPP4317K | - | - | - | - | 0.39% |
| 47 | PATEL KARANA RAMESHBHAI | 1050000 | 0.41% | - | - | - | AGPPP8170M | - | - | - | - | 0.41% |
| 48 | PATEL KARANA RAMESHBHAI | 1030000 | 0.41% | - | - | - | AGPPP8170M | - | - | - | - | 0.41% |
| 49 | KARANA RAMESHBHAI PATEL | 20000 | 0.01% | - | - | - | AGPPP8170M | - | - | - | - | 0.01% |
| 50 | KARANA RAMESHBHAI PATEL | 82168 | 0.03% | - | - | - | AGPPP8170M | - | - | - | - | 0.03% |
| 51 | PATEL NATWARLAL MEGHJIBHAI | 5172280 | 2.03% | - | - | - | AAEHP2073E | - | - | - | - | 2.03% |
| 52 | PATEL NAYNABEN ANANDBHAI | 2300000 | 0.90% | - | - | - | ABHPP4314L | - | - | - | - | 0.90% |
| 53 | PATEL RAMESHBHAI MEGHJIBHAI | 1020000 | 0.40% | - | - | - | AAHHP9204N | - | - | - | - | 0.40% |
| 54 | PINAL ANILBHAI PATEL | 270000 | 0.11% | - | - | - | ACVPP7824J | - | - | - | - | 0.11% |
| 55 | PRAFUL G PATEL | 90355 | 0.04% | - | - | - | ABCPP4796R | - | - | - | - | 0.04% |
| 56 | PRAFUL GANPATBHAI PATEL | 350000 | 0.14% | - | - | - | ABCPP4796R | - | - | - | - | 0.14% |
| 57 | PRASHANT POPATBHAI PATEL | 270000 | 0.11% | - | - | - | ACVPP7825K | - | - | - | - | 0.11% |
| 58 | RAMESHBHAI MEGHJIBHAI PATEL | 15334120 | 6.03% | - | - | - | ABHPP4316J | - | - | - | - | 6.03% |
| 59 | RAMESHBHAI MEGHJIBHAI PATEL | 68272 | 0.03% | - | - | - | ABHPP4316J | - | - | - | - | 0.03% |
| 60 | RAVI HARIBHAI PATEL | 200000 | 0.08% | - | - | - | ACSPP9054D | - | - | - | - | 0.08% |
| 61 | RUCHI ASHISHBHAI SOPARKAR | 410710 | 0.16% | - | - | - | AKUP5609E | - | - | - | - | 0.16% |
| 62 | SHARDABEN POPATBHAI PATEL | 270000 | 0.11% | - | - | - | AAYP4353R | - | - | - | - | 0.11% |
| 63 | TARABEN JAYANTILAL PATEL | 7360000 | 2.89% | - | - | - | AEHPP4269F | - | - | - | - | 2.89% |
| 64 | VAISHAKHI RAMESHBHAI PATEL | 1000000 | 0.39% | - | - | - | AGPPP8169E | - | - | - | - | 0.39% |
| 65 | LALIT K PATEL - KARTI(LALIT K PATEL-HUF) | 314458 | 0.12% | - | - | - | AAEHP8405G | - | - | - | - | 0.12% |
| 66 | POPATBHAI MEGHJIBHAI PATEL | 450000 | 0.18% | - | - | - | AAYP4354J | - | - | - | - | 0.18% |
| 67 | POPATBHAI MEGHJIBHAI PATEL | 270000 | 0.11% | - | - | - | AAYP4354J | - | - | - | - | 0.11% |
| 68 | ASHISHBHAI NATWARLAL SOPARKAR | 32538 | 0.01% | - | - | - | ALRPS6235P | - | - | - | - | 0.01% |
| 69 | HEMLATABEN MANSUKHBHAI PATEL | 100000 | 0.04% | - | - | - | ALKPP5617P | - | - | - | - | 0.04% |
| 70 | ASHISHBHAI SOPARKAR (HUF) | 127320 | 0.05% | - | - | - | AAHHS4377H | - | - | - | - | 0.05% |
| 71 | KIRAN M PATEL | 152500 | 0.06% | - | - | - | ACRPP3387L | - | - | - | - | 0.06% |
| | Total: | 128,067,395 | 50.36% | | | | | | | | | 50.36% |

(*) The term encumbrance has the same meaning as assigned in regulation 28(3) of the SAST Regulations, 2011

FOR MEGHMANI ORGANICS LIMITED

K D MEHTA
(K D MEHTA)
COMPANY SECRETARY




07.04.2015





| Meghmani Organics Limited | | | | | | | | | |
|---|---|-----------------------|--|------------|-------------------------|---|---------------------------------------|--|---|
| 31.03.2015 (I)(C)(i) | | | | | | | | | |
| (I)(C)(i) STATEMENT SHOWING HOLDING OF SECURITIES (INCLUDING SHARES, WARRANTS, CONVERTIBLE SECURITIES) OF PERSONS BELONGING TO THE CATEGORY 'PUBLIC' AND HOLDING MORE THAN 1% OF THE TOTAL NUMBER OF SHARES | | | | | | | | | |
| SR. NO. | NAME(S) OF THE SHAREHOLDER(S) AND THE PERSONS ACTING IN CONCERT (PAC) WITH THEM | NUMBER OF SHARES HELD | SHARES AS A PERCENTAGE OF TOTAL NUMBER OF SHARES (i.e. GRAND TOTAL (A)+(B)+(C) INDICATED IN STATEMENT AT PARA (I)(a) ABOVE } | PAN No. | NUMBER OF WARRANTS HELD | NUMBER OF AS A % TOTAL WARRANTS OF THE SAME CLASS | NUMBER OF CONVERTIBLE SECURITIES HELD | % W.R.T TOTAL NUMBER OF CONVERTIBLE SECURITIES OF THE SAME CLASS | TOTAL SHARES (INCLUDING UNDERLYING SHARES ASSUMING FULL CONVERSION OF WARRANTS AND CONVERTIBLE SECURITIES) AS A% OF DILUTED SHARE CAPITAL |
| 1 | VLS FINANCE LTD | 7500000 | 2.95% | AAACG4183G | - | - | - | - | 2.95% |
| 2 | GLOBE FINCAP LIMITED | 3261898 | 1.28% | AAACG4267G | - | - | - | - | 1.28% |
| Total : | | 10761898 | 4.23% | | 0.00 | 0.00 | 0.00 | 0.00 | 4.23% |

| | |
|-------------------------------|-------------------|
| FOR MEGHMANI ORGANICS LIMITED | |
| <i>K D MEHTA</i> | 07.04.2015 |
| (K D MEHTA) | COMPANY SECRETARY |





| Meghmani Organics Limited | | | | | | | | | | |
|--|---|--------|--|-------------------------|---|---------------------------------------|--|--|---|---|
| 31.03.2015 | | | | | | | | | | |
| (I)(c)(ii) | | | | | | | | | | |
| (I)(c)(ii) STATEMENT SHOWING HOLDING OF SECURITIES (INCLUDING SHARES, WARRANTS, CONVERTIBLE SECURITIES) OF PERSONS (TOGETHER WITH PAC) BELONGING TO THE CATEGORY 'PUBLIC AND HOLDING MORE THAN 5% OF THE TOTAL NUMBER OF SHARES OF THE COMPANY | | | | | | | | | | |
| SR. NO. | NAME(S) OF THE SHAREHOLDER(S) AND THE PERSONS ACTING IN CONCERT (PAC) WITH THEM | SHARES | SHARES AS A PERCENTAGE OF TOTAL NUMBER OF SHARES (i.e. GRAND TOTAL (A)+(B)+(C) INDICATED IN STATEMENT AT PARA (I)(a) ABOVE } | NUMBER OF WARRANTS HELD | NUMBER OF AS A % TOTAL WARRANTS OF THE SAME CLASS | NUMBER OF CONVERTIBLE SECURITIES HELD | % W.R.T TOTAL NUMBER OF CONVERTIBLE SECURITIES OF THE SAME CLASS | TOTAL SHARES (INCLUDING UNDERLYING SHARES ASSUMING FULL CONVERSION OF WARRANTS AND CONVERTIBLE SECURITIES) AS A % OF DILUTED SHARE CAPITAL | | |
| 1 | | 0 | 0.00 | 0 | 0 | 0 | 0 | 0 | 0 | 0 |
| | Total : | 0 | 0.00 | 0 | 0 | 0 | 0 | 0 | 0 | 0 |
| FOR MEGHMANI ORGANICS LIMITED | | | | | | | | | | |
|  (K D MEHTA) COMPANY SECRETARY | | | | | | | | | | |
|  | | | | | | | | | | |
| 07.04.2015 | | | | | | | | | | |

MEGHMANI ORGANICS LIMITED

AS ON 31.03.2015

(II) (a)

STATEMENT SHOWING DETAILS OF DEPOSITORY RECEIPTS (DRs)

| SR. No. | Type of outstanding DR (ADRs, GDRs, SDRs, etc.) | Number of outstanding DRs | Number of shares underlying outstanding DRs | Shares underlying outstanding DRs as a percentage of total number of shares {i.e., Grand Total (A)+(B)+(C) indicated in Statement at para (I)(a) above |
|---------|---|---------------------------|---|--|
| 1 | Singapore Depository Receipts | 80,686,300 | 40,343,150 | 15.86% |

AS ON 31.03.2015

(II) (b)

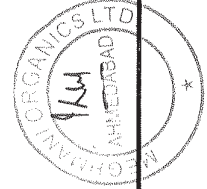
Statement showing holding of Depository Receipts (DRs), where underlying shares held by 'Promoter/Promoter Group' are in excess of 1% of the total number of shares

| SR. No. | Name of the DR holder | Type of outstanding DR (ADRs, GDRs, SDRs, etc.) | Number of shares underlying outstanding DRs | Shares underlying outstanding DRs as a percentage of total number of shares {i.e., Grand Total (A)+(B)+(C) indicated in Statement at para (I)(a) above |
|---------|-----------------------|---|---|--|
| | | 0 | 0 | 0.00 |
| | Total | | 0 | 0.00 |

FOR MEGHMANI ORGANICS LIMITED

K D Mehta

(K D MEHTA)
COMPANY SECRETARY



07.04.2015

