



| MEGHMANI ORGANICS LIMITED.  |                               | (1) (a)                                       |   |
|---|-------------------------------|---|---|
| (1) (a) Statement showing Shareholding Pattern  |                               |   |   |
| Name of the Company:  |                               | MEGHMANI ORGANICS LIMITED.                    |   |
| Scrip Code, Name of the scrip, class of security:   |                               | MEGH - EQUITY                                 |   |
| Quarter ended:  |                               | 31.12.2014                                    |   |
| Partly Paid up Shares :-  | No. of Partly Paid up Shares  | As a % of total No. of Partly paid up shares  | As a % of total No. of shares of the Company  |
| Held by Promoter / Promoter Group   | 0                             | 0   | 0   |
| Held by Public  | 0                             | 0   | 0   |
| Total   | 0                             | 0   | 0   |
| Outstanding Convertible Securities :-   | No. of Outstanding Securities | As a % of total No. of Outstanding Securities | As a % of total No. of shares of the company assuming full conversion of the convertible securities |
| Held by Promoter / Promoter Group   | 0                             | 0   | 0   |
| Held by Public  | 0                             | 0   | 0   |
| Total   | 0                             | 0   | 0   |
| Warrants :-   | No. of Warrants               | As a % of total No. of warrants               | As a % of total No. of shares of the company assuming full conversion of Warrants                   |
| Held by Promoter / Promoter Group   | 0                             | 0   | 0   |
| Held by Public  | 0                             | 0   | 0   |
| Total   | 0                             | 0   | 0   |
| <b>Total Paid up Capital of the Company assuming full conversion of warrants and convertible securities</b> | <b>254,314,211</b>            | <b>0</b>                                      | <b>0</b>  |

FOR MEGHMANI ORGANICS LIMITED

(K D MEHTA)  
COMPANY SECRETARY

12.01.2015





MEGHMANI ORGANICS LIMITED.

Table (I)(a)

STATEMENT SHOWING SHAREHOLDING PATTERN

|  |                            |
|--|----------------------------|
| Name of the Company:                               | MEGHMANI ORGANICS LIMITED. |
| Script Code, Name of the scrip, class of security: | MEGH EQUITY                |
| Quarter ended:                                     | 31.12.2014                 |

| CATEGORY CODE | CATEGORY OF SHARE HOLDER   | NO OF SHARE HOLDERS | TOTAL NO OFSHARES | NO. OF SHARES DEMATERIALIZED | TOTAL SHAREHOLDING AS A % OF TOTAL NO.OF SHARES |                                  | SHARES PLEDGED OR OTHERWISE ENCUMBERED |                                      |
|---------------|--|---------------------|-------------------|------------------------------|---|----------------------------------|--|--------------------------------------|
|               |  |                     |                   |                              | As a Percentage of (A+B) (VI)                   | As a Percentage of (A+B+C) (VII) | NO.OF SHARES (VIII)                    | As a percentage (IX)=(VIII)/(IV)*100 |
| (I)           | (II)   | (III)               | (IV)              | (V)                          | (VI)  | (VII)                            | (VIII)                                 | (IX)                                 |
| (A)           | SHAREHOLDING OF PROMOTER & PROMOTER GROUP (2)  |                     |                   |                              |   |                                  |  |                                      |
| 1             | INDIAN   |                     |                   |                              |   |                                  |  |                                      |
| (a)           | INDIVIDUAL   | 14                  | 93,641,407        | 93,641,407                   | 44.19%  | 36.82%                           | -                                      | -                                    |
| (b)           | CENTRAL / STATE GOVERNMENT(S)  | -                   | -                 | -                            | -   | -                                | -                                      | -                                    |
| (c)           | BODIES CORPORATE   | -                   | -                 | -                            | -   | -                                | -                                      | -                                    |
| (d)           | FINANCIAL INSTITUTIONS / BANKS   | -                   | -                 | -                            | -   | -                                | -                                      | -                                    |
| (e)           | ANY OTHER (SPECIFY)  | -                   | -                 | -                            | -   | -                                | -                                      | -                                    |
|               | DIRECTORS RELATIVES  | 56                  | 34,473,202        | 34,473,202                   | 16.27%  | 13.56%                           | -                                      | -                                    |
|               | SUB TOTAL : (A) 1  | 70                  | 128,114,609       | 128,114,609                  | 60.46%  | 50.38%                           | -                                      | -                                    |
| 2             | FOREIGN  |                     |                   |                              |   |                                  |  |                                      |
| (a)           | INDIVIDUAL   | -                   | -                 | -                            | -   | -                                | -                                      | -                                    |
| (b)           | BODIES CORPORATE   | -                   | -                 | -                            | -   | -                                | -                                      | -                                    |
| (c)           | INSTITUTIONS   | -                   | -                 | -                            | -   | -                                | -                                      | -                                    |
| (d)           | QUALIFIED FOREIGN INVESTOR - CORPORATE   | -                   | -                 | -                            | -   | -                                | -                                      | -                                    |
| (e)           | ANY OTHER  | -                   | -                 | -                            | -   | -                                | -                                      | -                                    |
|               | SUB TOTAL : (A) 2  | -                   | -                 | -                            | -   | -                                | -                                      | -                                    |
| (A)           | TOTAL HOLDING FOR PROMOTERS : (A) 1 + (A) 2  | 70                  | 128,114,609       | 128,114,609                  | 60.46%  | 50.38%                           | -                                      | -                                    |
| (B)           | PUBLIC SHAREHOLDING (3)  |                     |                   |                              |   |                                  |  |                                      |
| 1             | INSTITUTIONS   |                     |                   |                              |   |                                  |  |                                      |
| (a)           | MUTUAL FUNDS / UTI   | -                   | -                 | -                            | -   | -                                | -                                      | -                                    |
| (b)           | FINANCIAL INSTITUTIONS / BANKS   | 1                   | 5,000             | 5,000                        | -   | -                                | -                                      | -                                    |
| (c)           | CENTRAL / STATE GOVERNMENT(S)  | -                   | -                 | -                            | -   | -                                | -                                      | -                                    |
| (d)           | VENTURE CAPITAL FUNDS  | -                   | -                 | -                            | -   | -                                | -                                      | -                                    |
| (e)           | INSURANCE COMPANIES  | -                   | -                 | -                            | -   | -                                | -                                      | -                                    |
| (f)           | FOREIGN INSTUTIONAL INVESTORS  | 2                   | 2,887,251         | 2,887,251                    | 1.36%   | 1.14%                            | -                                      | -                                    |
| (g)           | FOREIGN VENTURE CAPITAL  | -                   | -                 | -                            | -   | -                                | -                                      | -                                    |
| (h)           | QUALIFIED FOREIGN INVESTOR - CORPORATE   | -                   | -                 | -                            | -   | -                                | -                                      | -                                    |
| (i)           | ANY OTHER (SPECIFY)  | -                   | -                 | -                            | -   | -                                | -                                      | -                                    |
|               | SUB TOTAL : (B) 1  | 3                   | 2,892,251         | 2,892,251                    | 1.36%   | 1.14%                            | -                                      | -                                    |
| 2             | NON-INSTITUTIONS   |                     |                   |                              |   |                                  |  |                                      |
| (a)           | BODIES CORPORATE   | 516                 | 18,238,845        | 18,238,845                   | 8.61%   | 7.17%                            | 53,400                                 | 0.29%                                |
| (b)           | INDIVIDUAL (CAPITAL <= Rs. 1 LAKH)   | 54251               | 49,644,460        | 49,544,185                   | 23.43%  | 19.52%                           | 352,754                                | 0.71%                                |
| (b)           | INDIVIDUAL (CAPITAL > Rs. 1 LAKH)  | 40                  | 8,468,886         | 8,318,886                    | 4.00%   | 3.33%                            | 0                                      | 0.00%                                |
| (d)           | CLEARING MEMBER  | 260                 | 1,904,231         | 1,904,231                    | 0.90%   | 0.75%                            | 37,510                                 | 1.97%                                |
| (e)           | MARKET MAKER   | -                   | -                 | -                            | -   | -                                | -                                      | -                                    |
| (f)           | FOREIGN NATIONALS  | -                   | -                 | -                            | -   | -                                | -                                      | -                                    |
| (g)           | NON RESIDENT INDIANS (REPAT)   | 272                 | 2,233,584         | 2,233,584                    | 1.05%   | 0.88%                            | -                                      | -                                    |
| (h)           | NON RESIDENT INDIANS (NON REPAT)   | 85                  | 215,692           | 215,692                      | 0.10%   | 0.08%                            | -                                      | -                                    |
| (i)           | FOREIGN COMPANIES  | 1                   | 177,000           | 177,000                      | 0.08%   | 0.07%                            | -                                      | -                                    |
| (j)           | OVERSEAS BODIES CORPORATES   | -                   | -                 | -                            | -   | -                                | -                                      | -                                    |
| (j)           | QUALIFIED FOREIGN INVESTOR - CORPORATE   | -                   | -                 | -                            | -   | -                                | -                                      | -                                    |
| (k)           | TRUSTS   | 3                   | 5,003             | 5,003                        | 0.00%   | 0.00%                            | -                                      | -                                    |
| (l)           | ANY OTHERS   | -                   | -                 | -                            | -   | -                                | -                                      | -                                    |
|               | SUB TOTAL : (B) 2  | 55,428              | 80,887,701        | 80,637,426                   | 38.17%  | 31.81%                           | 443,664                                | 0.55%                                |
| (B)           | TOTAL HOLDING FOR PUBLIC : (B)1 + B(2)   | 55,431              | 83,779,952        | 83,529,677                   | 39.54%  | 32.94%                           | 443,664                                | 0.55%                                |
|               | TOTAL (A)+(B)  | 55,501              | 211,894,561       | 211,644,286                  | 100.00%   | 83.32%                           | 443,664                                | 0.55%                                |
| (C)           | SHARES HELD BY CUSTODIANS AND AGAINST WHICH SINGAPORE DEPOSITORY RECEIPTS HAVE BEEN ISSUED |                     |                   |                              |   |                                  |  |                                      |
| 1             | PROMOTER AND PROMOTER GROUP  | -                   | -                 | -                            | -   | -                                | -                                      | -                                    |
| 2             | PUBLIC   | 1                   | 42,419,650        | 42,419,650                   | -   | 16.68%                           | -                                      | -                                    |
| (C)           | SUB TOTAL : (C)  | 1                   | 42,419,650        | 42,419,650                   | -   | 16.68%                           | -                                      | -                                    |
|               | GRAND TOTAL (A)+(B)+(C)  | 55,502              | 254,314,211       | 254,063,936                  | 100.00%   | 100.00%                          | 443,664                                | 0.17%                                |

1. Name, Number of Shares held & percentage of entities /persons holding more than 1% of the shares of the Company is enclosed separately.  
 2 For definitions "Promoter" and "Promoters Group" refer to of clause 40A  
 3 For definitions "Public shareholding" refer to of clause 40A

FOR MEGHMANI ORGANICS LIMITED

*K D Mehta*  
 (K D MEHTA)

COMPANY SECRETARY

12.01.2015

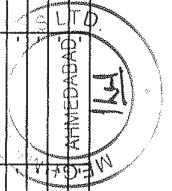


**Meghmani Organics Limited**

**I (b)**

**(I)(b) STATEMENT SHOWING HOLDING OF SECURITIES (INCLUDING SHARES, WARRANTS, CONVERTIBLE SECURITIES) OF PERSONS BELONGING TO THE CATEGORY 'PROMOTER AND PROMOTER GROUP' - 31.12.2014**

| Sr. No. | NAME OF THE SHAREHOLDER                | NO. OF SHARES HELD | AS A % OF GRAND TOTAL (A)+(B)+(C) | ENCUMBERED SHARES NO. | ENCUMBERED SHARES AS A PERCENTAGE VI)=(V)/(III)*100 | ENCUMBERED SHARES AS A % OF GRAND TOTAL (A)+(B)+(C) OF SUB-CLAUSE(I)(a) | PAN        | NUMBER OF WARRANTS HELD | AS A % TOTAL WARRANTS OF THE SAME CLASS | NUMBER OF CONVERTIBLE SECURITIES HELD | AS A % TOTAL CONVERTIBLE SECURITIES OF THE SAME CLASS | TOTAL SHARES (INCLUDING UNDERLYING SHARES ASSUMING FULL CONVERSION OF WARRANTS AND CONVERTIBLE SECURITIES) AS A % OF DILUTED SHARE CAPITAL |
|---------|--|--------------------|-----------------------------------|-----------------------|---|---|------------|-------------------------|---|---------------------------------------|---|--|
| (i)     | (ii)                                   | (iii)              | (iv)                              | (v)                   | (vi)  | (vii)   | (ix)       | (x)                     | (xi)                                    | (xii)                                 | (xiii)  | (xiv)  |
| 1       | ALPA PRAFUL PATEL                      | 358801             | 0.14%                             | -                     | -   | -   | ALJPP9147M | -                       | -                                       | -                                     | -   | 0.14%  |
| 2       | ANAND I PATEL                          | 380000             | 0.15%                             | -                     | -   | -   | AACHA5393N | -                       | -                                       | -                                     | -   | 0.15%  |
| 3       | ANANDBHAI ISHWARBHAI PATEL             | 7750200            | 3.05%                             | -                     | -   | -   | AAJPP1726G | -                       | -                                       | -                                     | -   | 3.05%  |
| 4       | ANIL POPATBHAI PATEL                   | 280000             | 0.11%                             | -                     | -   | -   | AASPP1629C | -                       | -                                       | -                                     | -   | 0.11%  |
| 5       | ANKIT NATUBHAI PATEL                   | 520865             | 0.20%                             | -                     | -   | -   | AKGPP0621G | -                       | -                                       | -                                     | -   | 0.20%  |
| 6       | ANKIT NATUBHAI PATEL                   | 2500000            | 0.98%                             | -                     | -   | -   | AKGPP0621G | -                       | -                                       | -                                     | -   | 0.98%  |
| 7       | ASHISHBHAI NATAWARLAL SOPARKAR         | 24158090           | 9.50%                             | -                     | -   | -   | ALRPS6235P | -                       | -                                       | -                                     | -   | 9.50%  |
| 8       | BHARTIBEN NATUBHAI PATEL               | 2000000            | 0.79%                             | -                     | -   | -   | ABHPP4315M | -                       | -                                       | -                                     | -   | 0.79%  |
| 9       | CHANDRIKA BALWANTBHAI PATEL            | 50000              | 0.02%                             | -                     | -   | -   | BMWPP5924P | -                       | -                                       | -                                     | -   | 0.02%  |
| 10      | DEVAL A. SOPARKAR                      | 410710             | 0.16%                             | -                     | -   | -   | AIQPS9189J | -                       | -                                       | -                                     | -   | 0.16%  |
| 11      | DISHA NATUBHAI PATEL                   | 1500000            | 0.59%                             | -                     | -   | -   | AGXPP2982M | -                       | -                                       | -                                     | -   | 0.59%  |
| 12      | GAURIBEN HARIBHAI PATEL                | 420000             | 0.17%                             | -                     | -   | -   | AHLP5420F  | -                       | -                                       | -                                     | -   | 0.17%  |
| 13      | HARIBHAI MEGHJIBHAI PATEL              | 435000             | 0.17%                             | -                     | -   | -   | AETPP8959A | -                       | -                                       | -                                     | -   | 0.17%  |
| 14      | HEMLATABEN MANSUKHIBHAI PATEL          | 300000             | 0.12%                             | -                     | -   | -   | ALKPP5617P | -                       | -                                       | -                                     | -   | 0.12%  |
| 15      | HETA KIRANKUMAR PATEL                  | 200000             | 0.08%                             | -                     | -   | -   | ACSP9055C  | -                       | -                                       | -                                     | -   | 0.08%  |
| 16      | HETA KIRAN PATEL                       | 82500              | 0.03%                             | -                     | -   | -   | ACSP9055C  | -                       | -                                       | -                                     | -   | 0.03%  |
| 17      | ISHWARBHAI MEGHJIBHAI PATEL            | 300000             | 0.12%                             | -                     | -   | -   | ABDPP5340E | -                       | -                                       | -                                     | -   | 0.12%  |
| 18      | JAGRUTIBEN LALITBHAI PATEL             | 352756             | 0.14%                             | -                     | -   | -   | ABUPP1229R | -                       | -                                       | -                                     | -   | 0.14%  |
| 19      | JAYANTIBHAI MEGHJIBHAI PATEL           | 17824390           | 7.01%                             | -                     | -   | -   | AEHPP7163E | -                       | -                                       | -                                     | -   | 7.01%  |
| 20      | KANTI BHAI MEGHJIBHAI PATEL            | 700000             | 0.28%                             | -                     | -   | -   | ACOPP8641E | -                       | -                                       | -                                     | -   | 0.28%  |
| 21      | KANTIBHAI M PATEL                      | 700000             | 0.28%                             | -                     | -   | -   | AAEHP8364G | -                       | -                                       | -                                     | -   | 0.28%  |
| 22      | KAUSHAL ASHISHBHAI SOPARKAR            | 8300               | 0.00%                             | -                     | -   | -   | ANZPS7266G | -                       | -                                       | -                                     | -   | 0.00%  |
| 23      | KAVITA GAURANG PATEL                   | 270000             | 0.11%                             | -                     | -   | -   | ACJPP1494J | -                       | -                                       | -                                     | -   | 0.11%  |
| 24      | KIRAN M PATEL                          | 450000             | 0.18%                             | -                     | -   | -   | ACRPP3387L | -                       | -                                       | -                                     | -   | 0.18%  |
| 25      | KIRAN MANSUKHIBHAI PATEL               | 3000               | 0.00%                             | -                     | -   | -   | ACRPP3387L | -                       | -                                       | -                                     | -   | 0.00%  |
| 26      | KIRAN MANSUKHIBHAI PATEL               | 1047500            | 0.41%                             | -                     | -   | -   | ACRPP3387L | -                       | -                                       | -                                     | -   | 0.41%  |
| 27      | KIRAN MANSUKHIBHAI PATEL (HUF)         | 256000             | 0.10%                             | -                     | -   | -   | AABHP8922M | -                       | -                                       | -                                     | -   | 0.10%  |
| 28      | KRUTI ADESH PATEL                      | 380000             | 0.15%                             | -                     | -   | -   | ACJPP1328D | -                       | -                                       | -                                     | -   | 0.15%  |
| 29      | KUNVERBEN ISHWARBHAI PATEL             | 200000             | 0.08%                             | -                     | -   | -   | AAWPP1236F | -                       | -                                       | -                                     | -   | 0.08%  |
| 30      | LALIT K PATEL - KARTALALIT K PATEL-HUF | 79378              | 0.03%                             | -                     | -   | -   | AAEHP8405Q | -                       | -                                       | -                                     | -   | 0.03%  |
| 31      | ASHISHBHAI NATAWARLAL SOPARKAR         | 300000             | 0.12%                             | -                     | -   | -   | ALRPS6235P | -                       | -                                       | -                                     | -   | 0.12%  |
| 32      | LALITBHAI KANTIBHAI PATEL              | 700000             | 0.28%                             | -                     | -   | -   | ACNPP2094C | -                       | -                                       | -                                     | -   | 0.28%  |
| 33      | LILABEN GANPATBHAI PATEL               | 300000             | 0.12%                             | -                     | -   | -   | AAWPP1250F | -                       | -                                       | -                                     | -   | 0.12%  |
| 34      | LILABEN GANPATBHAI PATEL               | 30101              | 0.01%                             | -                     | -   | -   | AAWPP1250F | -                       | -                                       | -                                     | -   | 0.01%  |
| 35      | MAULIK JAYANTIBHAI PATEL               | 1270000            | 0.50%                             | -                     | -   | -   | AFZPP4108A | -                       | -                                       | -                                     | -   | 0.50%  |
| 36      | NIKUNJ HARIBHAI PATEL                  | 200000             | 0.08%                             | -                     | -   | -   | AHLPP5474B | -                       | -                                       | -                                     | -   | 0.08%  |
| 37      | PATEL NATUBHAI MEGHJIBHAI              | 378347             | 0.15%                             | -                     | -   | -   | AAUUP1727H | -                       | -                                       | -                                     | -   | 0.15%  |
| 38      | PATEL NATUBHAI MEGHJIBHAI              | 20359850           | 8.01%                             | -                     | -   | -   | AAUUP1727H | -                       | -                                       | -                                     | -   | 8.01%  |
| 39      | PATEL AMITABEN KANTIBHAI               | 500000             | 0.20%                             | -                     | -   | -   | AAUUP1728J | -                       | -                                       | -                                     | -   | 0.20%  |
| 40      | PATEL HANSABEN AMRUTBHAI               | 83100              | 0.03%                             | -                     | -   | -   | AIXPP9731C | -                       | -                                       | -                                     | -   | 0.03%  |
| 41      | PATEL DARSHAN ANANDBHAI                | 150000             | 0.06%                             | -                     | -   | -   | ARVPP1234D | -                       | -                                       | -                                     | -   | 0.06%  |
| 42      | PATEL GANPATBHAI MEGHJIBHAI            | 350000             | 0.14%                             | -                     | -   | -   | ABHPP4218K | -                       | -                                       | -                                     | -   | 0.14%  |
| 43      | PATEL DAMINI NARENDRA                  | 95000              | 0.04%                             | -                     | -   | -   | AERPP3431K | -                       | -                                       | -                                     | -   | 0.04%  |
| 44      | PATEL JAYANTIBHAI MEGHJIBHAI           | 736000             | 0.29%                             | -                     | -   | -   | AADHP0854L | -                       | -                                       | -                                     | -   | 0.29%  |



*Meghmani*

**Meghmani Organics Limited**

**1 (b)**

**(I)(b) STATEMENT SHOWING HOLDING OF SECURITIES (INCLUDING SHARES, WARRANTS, CONVERTIBLE SECURITIES) OF PERSONS BELONGING TO THE CATEGORY 'PROMOTER AND PROMOTER GROUP' - 31.12.2014**

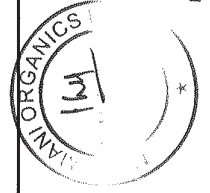
| Sr. No. | NAME OF THE SHAREHOLDER              | NO. OF SHARES HELD | AS A % OF GRAND TOTAL (A)+(B)+(C) | ENCUMBERED SHARES NO. | ENCUMBERED SHARES AS A PERCENTAGE VI)=(V)/(III)*100 | ENCUMBERED SHARES AS A % TOTAL (A)+(B)+(C) OF GRAND SUB-CLAUSE (I)(a) | PAN        | NUMBER OF WARRANTS HELD | AS A % TOTAL NUMBER OF WARRANTS OF THE SAME CLASS | NUMBER OF CONVERTIBLE SECURITIES HELD | AS A % TOTAL NUMBER OF CONVERTIBLE SECURITIES OF THE SAME CLASS | TOTAL SHARES (INCLUDING UNDERLYING SHARES ASSUMING FULL CONVERSION OF WARRANTS AND CONVERTIBLE SECURITIES) AS A % OF DILUTED SHARE CAPITAL |
|---------|--------------------------------------|--------------------|-----------------------------------|-----------------------|---|---|------------|-------------------------|---|---------------------------------------|---|--|
|         | (i)                                  | (ii)               | (iv)                              | (v)                   | (vi)  | (vii)   |            | (viii)                  | (ix)  | (x)                                   | (xi)  | (xii)  |
| 45      | PATEL KALPANA RAMESHBHAI             | 1000000            | 0.39%                             | -                     | -   | -   | ABHPP4317K | -                       | -   | -                                     | -   | 0.39%  |
| 46      | PATEL KARANA RAMESHBHAI              | 1050000            | 0.41%                             | -                     | -   | -   | AGPPP8170M | -                       | -   | -                                     | -   | 0.41%  |
| 47      | PATEL KARANA RAMESHBHAI              | 1030000            | 0.41%                             | -                     | -   | -   | AGPPP8170M | -                       | -   | -                                     | -   | 0.41%  |
| 48      | KARANA RAMESHBHAI PATEL              | 20000              | 0.01%                             | -                     | -   | -   | AGPPP8170M | -                       | -   | -                                     | -   | 0.01%  |
| 49      | KARANA RAMESHBHAI PATEL              | 82168              | 0.03%                             | -                     | -   | -   | AGPPP8170M | -                       | -   | -                                     | -   | 0.03%  |
| 50      | PATEL NATWARLAL MEGHJIBHAI           | 5172280            | 2.03%                             | -                     | -   | -   | AAEHP2073E | -                       | -   | -                                     | -   | 2.03%  |
| 51      | PATEL NAYNABEN ANANDBHAI             | 2300000            | 0.90%                             | -                     | -   | -   | AABHP4314L | -                       | -   | -                                     | -   | 0.90%  |
| 52      | PATEL RAMESHBHAI MEGHJIBHAI          | 1020000            | 0.40%                             | -                     | -   | -   | AABHP9204N | -                       | -   | -                                     | -   | 0.40%  |
| 53      | PINAL ANILBHAI PATEL                 | 270000             | 0.11%                             | -                     | -   | -   | ACVPP7824J | -                       | -   | -                                     | -   | 0.11%  |
| 54      | PRAFUL G PATEL                       | 90355              | 0.04%                             | -                     | -   | -   | ABCPP4796R | -                       | -   | -                                     | -   | 0.04%  |
| 55      | PRAFUL GANPATBHAI PATEL              | 350000             | 0.14%                             | -                     | -   | -   | ABCPP4796R | -                       | -   | -                                     | -   | 0.14%  |
| 56      | PRASHANT POPATBHAI PATEL             | 270000             | 0.11%                             | -                     | -   | -   | ACVPP7825K | -                       | -   | -                                     | -   | 0.11%  |
| 57      | RAMESHBHAI MEGHJIBHAI PATEL          | 15334120           | 6.03%                             | -                     | -   | -   | ABHPP4316J | -                       | -   | -                                     | -   | 6.03%  |
| 58      | RAMESHBHAI MEGHJIBHAI PATEL          | 68272              | 0.03%                             | -                     | -   | -   | ABHPP4316J | -                       | -   | -                                     | -   | 0.03%  |
| 59      | RAVI HARIBHAI PATEL                  | 200000             | 0.08%                             | -                     | -   | -   | ACVPP9054D | -                       | -   | -                                     | -   | 0.08%  |
| 60      | RUCHI ASHISHBHAI SOPARKAR            | 410710             | 0.16%                             | -                     | -   | -   | AKUP59509E | -                       | -   | -                                     | -   | 0.16%  |
| 61      | SHARDABEN POPATBHAI PATEL            | 270000             | 0.11%                             | -                     | -   | -   | AAVPP4353R | -                       | -   | -                                     | -   | 0.11%  |
| 62      | TARABEN JAYANTILAL PATEL             | 7360000            | 2.89%                             | -                     | -   | -   | AEHPP4269F | -                       | -   | -                                     | -   | 2.89%  |
| 63      | VAISHAKHI RAMESHBHAI PATEL           | 1000000            | 0.39%                             | -                     | -   | -   | AGPPP8169E | -                       | -   | -                                     | -   | 0.39%  |
| 64      | LALIT K PATEL - KARTALAL K PATEL-HUF | 314458             | 0.12%                             | -                     | -   | -   | AAEHP8405Q | -                       | -   | -                                     | -   | 0.12%  |
| 65      | POPATBHAI MEGHJIBHAI PATEL           | 450000             | 0.18%                             | -                     | -   | -   | AAVPP4354J | -                       | -   | -                                     | -   | 0.18%  |
| 66      | POPATBHAI MEGHJIBHAI PATEL           | 270000             | 0.11%                             | -                     | -   | -   | AAVPP4354J | -                       | -   | -                                     | -   | 0.11%  |
| 67      | JASHISHBHAI NATWARLAL SOPARKAR       | 32538              | 0.01%                             | -                     | -   | -   | ALRPS6235P | -                       | -   | -                                     | -   | 0.01%  |
| 68      | HEMLATABEN MANSUKHBHAI PATEL         | 100000             | 0.04%                             | -                     | -   | -   | ALKPP5617P | -                       | -   | -                                     | -   | 0.04%  |
| 69      | ASHISHBHAI SOPARKAR (HUF)            | 127320             | 0.05%                             | -                     | -   | -   | AAFS4377H  | -                       | -   | -                                     | -   | 0.05%  |
| 70      | KIRAN M PATEL                        | 152500             | 0.06%                             | -                     | -   | -   | ACRPP3387L | -                       | -   | -                                     | -   | 0.06%  |
|         | <b>Total :</b>                       | <b>128,114,609</b> | <b>50.38%</b>                     |                       |   |   |            |                         |   |                                       |   | <b>50.38%</b>  |

(\*) The term encumbrance has the same meaning as assigned in regulation 28(3) of the SAST Regulations, 2011

FOR MEGHMANI ORGANICS LIMITED


*K D Mehta*  
(K D MEHTA) -  
COMPANY SECRETARY

12.01.2015



12.01.2015



| Meghmani Organics Limited   |   |                       |  |         |                         |   |                                       |  |   |
|---|---|-----------------------|--|---------|-------------------------|---|---------------------------------------|--|---|
| 31.12.2014 (I)(C)(i)  |   |                       |  |         |                         |   |                                       |  |   |
| (I)(C)(i) STATEMENT SHOWING HOLDING OF SECURITIES (INCLUDING SHARES, WARRANTS, CONVERTIBLE SECURITIES) OF PERSONS BELONGING TO THE CATEGORY 'PUBLIC' AND HOLDING MORE THAN 1% OF THE TOTAL NUMBER OF SHARES |   |                       |  |         |                         |   |                                       |  |   |
| SR. NO.   | NAME(S) OF THE SHAREHOLDER(S) AND THE PERSONS ACTING IN CONCERT (PAC) WITH THEM | NUMBER OF SHARES HELD | SHARES AS A PERCENTAGE OF TOTAL NUMBER OF SHARES (i.e. GRAND TOTAL (A)+(B)+(C) INDICATED IN STATEMENT AT PARA (I)(a) ABOVE } | PAN No. | NUMBER OF WARRANTS HELD | AS A % TOTAL NUMBER OF WARRANTS OF THE SAME CLASS | NUMBER OF CONVERTIBLE SECURITIES HELD | % W.R.T TOTAL NUMBER OF CONVERTIBLE SECURITIES OF THE SAME CLASS | TOTAL SHARES (INCLUDING UNDERLYING SHARES ASSUMING FULL CONVERSION OF WARRANTS AND SECURITIES) AS A% OF DILUTED SHARE CAPITAL |
| 1   | GLOBE CAPITAL MARKET LTD  | 8034237               | 3.16%  |         | -                       | 0.00  | -                                     | 0.00   | 3.16%   |
|   | Total:  | 8034237               | 3.16%  |         | 0.00                    | 0.00  | 0.00                                  | 0.00   | 3.16%   |
| FOR MEGHMANI ORGANICS LIMITED   |   |                       |  |         |                         |   |                                       |  |   |
| <br>(K D MEHTA)<br>COMPANY SECRETARY   |   |                       |  |         |                         |   |                                       |  |   |
| 12.01.2015  |   |                       |  |         |                         |   |                                       |  |   |



Handwritten initials/signature





| Meghmani Organics Limited   |   |        |  |                         |   |                                       |  |  |  |
|---|---|--------|--|-------------------------|---|---------------------------------------|--|--|--|
| (I)(c)(ii) 31.12.2014 (I)(c)(ii)  |   |        |  |                         |   |                                       |  |  |  |
| STATEMENT SHOWING HOLDING OF SECURITIES (INCLUDING SHARES, WARRANTS, CONVERTIBLE SECURITIES) OF PERSONS (TOGETHER WITH PAC) BELONGING TO THE CATEGORY 'PUBLIC AND HOLDING MORE THAN 5% OF THE TOTAL NUMBER OF SHARES OF THE COMPANY |   |        |  |                         |   |                                       |  |  |  |
| Sr. No.   | NAME(S) OF THE SHAREHOLDER(S) AND THE PERSONS ACTING IN CONCERT (PAC) WITH THEM | SHARES | SHARES AS A PERCENTAGE OF TOTAL NUMBER OF SHARES (i.e. (A)+(B)+(C) INDICATED IN STATEMENT AT PARA (I)(a) ABOVE } | NUMBER OF WARRANTS HELD | AS A % TOTAL NUMBER OF WARRANTS OF THE SAME CLASS | NUMBER OF CONVERTIBLE SECURITIES HELD | % W.R.T TOTAL NUMBER OF CONVERTIBLE SECURITIES OF THE SAME CLASS | NUMBER OF UNDERLYING SHARES ASSUMING FULL CONVERSION OF WARRANTS AND CONVERTIBLE SECURITIES) AS A % OF DILUTED SHARE CAPITAL | TOTAL SHARES (INCLUDING UNDERLYING SHARES) |
| 1   |   | 0      | 0.00   | 0                       | 0   | 0                                     | 0  | 0  | 0  |
|   | <b>Total:</b>   | 0      | 0.00   | 0                       | 0   | 0                                     | 0  | 0  | 0  |

FOR MEGHMANI ORGANICS LIMITED

*K D Mehta*

(K D MEHTA)  
COMPANY SECRETARY

12.01.2015



*K D Mehta*

I (d)

| Meghmani Organics Limited  |                     |  |                            |   |
|--|---------------------|--|----------------------------|---|
| I (d) STATEMENT SHOWING DETAILS OF LOCKED - IN SHARES - 31.12.2014 |                     |  |                            |   |
| Sr. No.  | NAME OF SHAREHOLDER | CATEGORY OF SHAREHOLDER (PROMOTERS/PUBLIC) | NUMBER OF LOCKED-IN SHARES | LOCKED-IN SHARES AS A PERCENTAGE OF TOTAL NUMBER OF SHARES {i.e., GRAND TOTAL (A)+(B)+(C) INDICATED IN STATEMENT AT PARA (I)(e) ABOVE } |
|  |                     |  |                            |   |
|  | NIL                 |  | NIL                        | NIL   |
|  |                     |  |                            |   |
|  |                     |  |                            |   |
|  |                     |  |                            |   |
|  | Total :             |  | 0                          | 0   |

FOR MEGHMANI ORGANICS LIMITED

*K D Mehta*  
(K D MEHTA)  
COMPANY SECRETARY

12.01.2015



*9/1/15*



MEGHMANI ORGANICS LIMITED

AS ON 31.12.2014

(II) (a)

## STATEMENT SHOWING DETAILS OF DEPOSITORY RECEIPTS (DRs)

| SR. No. | Type of outstanding DR (ADRs, GDRs, SDRs, etc.) | Number of outstanding DRs | Number of shares underlying outstanding DRs | Shares underlying outstanding DRs as a percentage of total number of shares {i.e., Grand Total (A)+(B)+(C) indicated in Statement at para (I)(a) above |
|---------|---|---------------------------|---|--|
| 1       | Singapore Depository Receipts                   | 84,839,300                | 42,419,650                                  | 16.68%   |

AS ON 31.12.2014

(II) (b)

Statement showing holding of Depository Receipts (DRs), where underlying shares held by 'Promoter/Promoter Group' are in excess of 1% of the total number of shares

| SR. No. | Name of the DR holder | Type of outstanding DR (ADRs, GDRs, SDRs, etc.) | Number of shares underlying outstanding DRs | Shares underlying outstanding DRs as a percentage of total number of shares {i.e., Grand Total (A)+(B)+(C) indicated in Statement at para (I)(a) above |
|---------|-----------------------|---|---|--|
|         |                       |   | 0   | 0.00   |
|         |                       | Total   | 0   | 0.00   |

FOR MEGHMANI ORGANICS LIMITED


(K D MEHTA)  
COMPANY SECRETARY

12.01.2015



