

Introductory sub-table (I)(a)

Name of the Company : MEGASOFT LIMITED

Scrip Code: 532408

Quarter Ended:

31-Dec-14

Partly paid-up shares:-	No. of partly paid-up shares	As a % of total no. of partly paid-up shares	As a % of total no. of shares of the company
Held by promoter/promoter group	--	--	--
Held by public	--	--	--
Total - D	--	--	--


Outstanding convertible securities:-	No. of outstanding securities	As a % of total no. of outstanding convertible securities	As a % of total no. of shares of the company, assuming full conversion of the convertible securities
Held by promoter/promoter group	--	--	--
Held by public	--	--	--
Total - E	--	--	--

Warrants:-	No. of warrants	As a % of total no. of warrants	As a % of total no. of shares of the company, assuming full conversion of warrants
Held by promoter/promoter group	--	--	--
Held by public	--	--	--
Total - F	--	--	--

Total paid-up capital of the company, assuming full conversion of warrants and convertible securities	44,267,293		
---	------------	--	--

[Handwritten signature]





Statement Showing Shareholding Pattern
Table (I)(a)

Name of the Company : MEGASOFT LIMITED


Scrp Code: 532408

Quarter Ended:

31-Dec-14

Category Code	Category of shareholder	Number of shareholders	Total No. of shares	Number of shares held in dematerialised form	Total shareholding as a % of total no. of shares		Shares Pledged or otherwise encumbered	
					As a % of (A+B)	As a % of (A+B+C)	Number of Shares	As a percentage (IX)=(VIII / IV)*100
(I)	(II)	(III)	(IV)	(V)	(VI)	(VII)	(VIII)	(IX)
A	Shareholding of Promoter and Promoter Group							
1	Indian							
(a)	Individuals / HUF	4	3,203,956	3,203,956	7.2378	7.2378	--	--
(b)	Central Government / State Government(s)	--	--	--	--	--	--	--
(c)	Bodies Corporate	--	--	--	--	--	--	--
(d)	Financial Institutions / Banks	--	--	--	--	--	--	--
(e)	Any Other (specify)	--	--	--	--	--	--	--
	Sub-Total A(1)	4	3,203,956	3,203,956	7.2378	7.2378	--	--
2	Foreign							
(a)	Individuals (NRI / Foreign individuals)	--	--	--	--	--	--	--
(b)	Bodies Corporate	--	--	--	--	--	--	--
(c)	Institutions	--	--	--	--	--	--	--
(d)	Qualified Foreign Investor	--	--	--	--	--	--	--
(e)	Any Other (specify)	--	--	--	--	--	--	--
	Sub-Total A(2)	--	--	--	--	--	--	--
	Total Shareholding of Promoter & Promoter Group (A=A1+A2)	4	3,203,956	3,203,956	7.2378	7.2378	--	--
B	Public Shareholding							
1	Institutions							
(a)	Mutual Funds / UTI	2	1,768,877	1,768,877	3.9959	3.9959		
(b)	Financial Institutions / Banks	1	12	12	0.0000	0.0000		
(c)	Central Government / State Government(s)	--	--	--	--	--		
(d)	Venture Capital Funds	1	3,762,375	3,762,375	8.4992	8.4992		
(e)	Insurance Companies	1	30,478	30,478	0.0688	0.0688		
(f)	Foreign Institutional Investors	3	2,471,587	2,471,587	5.5833	5.5833		
(g)	Foreign Venture Capital Investors	--	--	--	--	--		
(h)	Qualified Foreign Investor	--	--	--	--	--		
(i)	Any Other (specify)	1	1,197,125	1,197,125	2.7043	2.7043		
	Sub Total B(1)	9	9,230,454	9,230,454	20.8516	20.8516		
2	Non-institutions							
(a)	Bodies Corporate	547	6,632,440	4,579,878	14.9827	14.9827		
(b)	Individuals							
(i)	Individual shareholders holding nominal share capital up to Rs 1 lakh	22,157	7,160,261	6,820,334	16.1751	16.1751		
(ii)	Individual shareholders holding nominal share capital in excess of Rs 1 lakh	187	13,482,004	11,458,304	30.4559	30.4559		
(c)	Qualified Foreign Investor	--	--	--	--	--		
(d)	Any Other (specify)							
	Directors & their Relatives	6	2,403,222	2,403,222	5.4289	5.4289		
	HUF	637	703,473	703,473	1.5891	1.5891		
	Trusts	4	2,325	2,325	0.0053	0.0053		
	Foreign corporate bodies	--	--	--	--	--		
	NRI	217	1,320,193	1,298,132	2.9823	2.9823		
	OCB	--	--	--	--	--		
	Clearing Members	45	128,965	128,965	0.2913	0.2913		
	Sub Total B(2)	909	4,558,178	4,536,117	10.2969	10.2969		
	Sub Total B(2)	23,809	31,832,883	27,394,633	71.9106	71.9106		
	Total Public Shareholding (B=B1+B2)	23,809	41,063,337	36,625,087	92.7622	92.7622		
	Total (A+B)	23,813	44,267,293	39,829,043	100.0000	100.0000		
C	Shares held by Custodians and against which Depository Receipts have been issued							
1	Promoter & Promoter Group	--	--	--	--	--		
2	Public	--	--	--	--	--		
	Grand Total	23,813	44,267,293	39,829,043	100.0000	100.0000	--	--






(I)(b) Statement showing shareholding of persons belonging to the category "Promoter and Promoter Group"

Sr No	Name of the shareholder	Details of Shares held		Encumbered shares (*)			Details of warrants		Details of convertible securities		Total shares (including underlying shares assuming full conversion of warrants and convertible securities) as a % of diluted share capital
		Number of shares held	As a % of Grand Total (A+B+C)	No. of shares	As a %	As a % of grand total (A)+(B)+(C) of sub-clause (I)(a)	Number of warrants held	As a % total number of warrants of the same class	Number of convertible securities held	As a % total number of convertible securities of the same class	
(I)	(II)	(III)	(IV)	(V)	(VI)=(V / III)*100	(VII)	(VIII)	(IX)	(X)	(XI)	(XII)
1	S.RAVINDRA BABU	1,971,870	4.4545	--	0.0000	0.0000	--	--	--	--	4.4545
2	S RAVINDRA BABU	716,898	1.6195	--	0.0000	0.0000	--	--	--	--	1.6195
3	RAVINDRA BABU.S (HUF)	512,126	1.1569	--	0.0000	0.0000	--	--	--	--	1.1569
4	SARASWATHAMMA.S	3,062	0.0069	--	0.0000	0.0000	--	--	--	--	0.0069
	Total	3,203,956	7.2378	--	0.0000	0.0000	--	--	--	--	7.2378






(I)(c)(i) Statement showing holding of securities (including shares, warrants, convertible securities) of persons belonging to the category "Public" and holding more than 1% of the total number of shares

	Name of the shareholder	Number of shares held	Shares as a percentage of total number of shares (i.e., Grand Total (A)+(B)+(C) indicated in Statement at para (I)(a) above)	Details of warrants		Details of convertible securities		Total shares (including underlying shares assuming full conversion of warrants and convertible securities) as a % of diluted share capital
				Number of warrants held	As a % total number of warrants of the same class	Number of convertible securities held	As a % total number of convertible securities of the same class	
1	SRINIVAS RAJU D	747,600	1.6888	--	--	--	--	1.6888
2	GODAVARI GREENLANDS PVT LTD	1,343,750	3.0355	--	--	--	--	3.0355
3	SATYAVATHI DENDUKURI	835,500	1.8874	--	--	--	--	1.8874
4	ASHISH DHAWAN	3,554,769	8.0302	--	--	--	--	8.0302
5	VENKATARAMAN KUMAR GANDARAVAKOTTAI	2,226,911	5.0306	--	--	--	--	5.0306
6	COPTHALL MAURITIUS INVESTMENT LTD.	1,938,547	4.3792	--	--	--	--	4.3792
7	DEUTSCHE SECURITIES MAURITIUS LIMITED	1,197,125	2.7043	--	--	--	--	2.7043
8	RAKESH MISHRA	703,811	1.5899	--	--	--	--	1.5899
	BIRLA SUN LIFE TRUSTEE COMPANY PVT LTD							
9	A/C BIRLA SUN LIFE EQUITY FUND	1,768,877	3.9959	--	--	--	--	3.9959
10	I LABS VENTURE CAPITAL FUND	3,762,375	8.4992	--	--	--	--	8.4992
11	SRI POWER GENERATION (INDIA) PRIVATE LIMITED	1,769,822	3.9980	--	--	--	--	3.9980
12	VENTURETECH SOLUTIONS P LTD	458,250	1.0352	--	--	--	--	1.0352
		20,307,337	45.8744	--	--	--	--	45.8744

(I)(c)(ii) Statement showing holding of securities (including shares, warrants, convertible securities) of persons (together with PAC) belonging to the category "Public" and holding more than 5% of the total number of shares of the company

	Name of the shareholder	Number of shares held	Shares as a percentage of total number of shares (i.e., Grand Total (A)+(B)+(C) indicated in Statement at para (I)(a) above)	Details of warrants		Details of convertible securities		Total shares (including underlying shares assuming full conversion of warrants and convertible securities) as a % of diluted share capital
				Number of warrants held	As a % total number of warrants of the same class	Number of convertible securities held	As a % total number of convertible securities of the same class	
1	ASHISH DHAWAN	3,554,769	8.0302	--	--	--	--	8.0302
2	VENKATARAMAN KUMAR GANDARAVAKOTTAI	2,226,911	5.0306	--	--	--	--	5.0306
3	I LABS VENTURE CAPITAL FUND	3,762,375	8.4992	--	--	--	--	8.4992
		9,544,055	21.5601	--	--	--	--	21.5601





(I)(d) Statement showing details of lock-in shares

	Name of the shareholder	Number of locked-in shares	Locked-in shares as a percentage of total number of shares {i.e., Grand Total (A)+(B)+(C) indicated in Statement at para (I)(a) above}
	Nil		
	Total		--

(II)(a) Statement showing details of Depository Receipts

Sr No	Type of outstanding DR (ADRs, GDRs, SDRs, etc.)	No. of outstanding DRs	No. of shares underlying outstanding DRs	Shares underlying outstanding DRs as a percentage of total number of shares {i.e., Grand Total (A)+(B)+(C) indicated in Statement at para (I)(a) above}
1	NIL			
	Total		--	0.00

(II)(b) Statement showing holding of Depository Receipts where underlying shares are in excess of 1% of the total number of shares

Sr No	Name of the DR holder	Type of outstanding DR (ADRs, GDRs, SDRs, etc.)	No. of shares underlying outstanding DRs	Shares underlying outstanding DRs as a percentage of total number of shares {i.e., Grand Total (A)+(B)+(C) indicated in Statement at para (I)(a) above}
1	NIL			
	Total		--	0.00



[Handwritten signature]