


# MEGA

CORPORATION LTD

## Introductory sub-table (I)(a)

<b>Name of the Company: MEGA CORPORATION LIMITED</b>			
<b>Scrip Code, Name of the scrip, class of security: 531417, MEGACOR, Equity Shares</b>			
<b>Quarter ended: 31<sup>st</sup> December, 2014</b>			
<b>Partly paid-up shares:-</b>			
	<b>No. of partly paid-up shares</b>	<b>As a % of total no. of partly paid-up shares</b>	<b>As a % of total no. of shares of the company</b>
Held by promoter/promoter group	0	0	0
Held by public	0	0	0
<b>Total - D</b>	<b>0</b>	<b>0</b>	<b>0</b>
<b>Outstanding convertible securities:-</b>			
	<b>No. of outstanding securities</b>	<b>As a % of total no. of outstanding convertible securities</b>	<b>As a % of total no. of shares of the company, assuming full conversion of the convertible securities</b>
Held by promoter/promoter group	0		0
Held by public	0		0
<b>Total - E</b>	<b>0</b>		<b>0</b>
<b>Warrants:-</b>			
	<b>No. of warrants</b>	<b>As a % of total no. of warrants</b>	<b>As a % of total no. of shares of the company, assuming full conversion of warrants</b>
Held by promoter/promoter group	0		0
Held by public	0		0
<b>Total - F</b>	<b>0</b>		<b>0</b>
<b>Total paid-up capital of the company, assuming full conversion of warrants and convertible securities (Grand Total (A+B+C)+ (D+E+F))</b>	<b>Rs. 10,00,00,000 divided into 10,00,00,000 equity shares of Rs. 1 each</b>		




# MEGA

CORPORATION LTD

**(I)(a) STATEMENT SHOWING SHAREHOLDING PATTERN.**

<b>Name of the Company: MEGA CORPORATION LIMITED</b>	
<b>Company code: Company Code no. 531417 MEGACOR</b>	<b>Quarter ended: 31.12.2014</b>


Category code	Category of shareholder	Number of shareholders	Total number of shares	Number of shares held in dematerialized form	Total shareholding as a percentage of total number of shares		Shares Pledged or otherwise encumbered	
					As a percent age of (A+B)	As a percent age of (A+B+C)	Number of Shares	As a percent age
<b>(A)</b>	<b>Shareholding of Promoter and Promoter Group</b>							
<b>(1)</b>	<b>Indian</b>							
(a)	Individuals/ Hindu Undivided Family	9	6293746	6293746	6.29	6.29	0	0.00
(b)	Central Government/ State Government(s)	0	0	0	0.00	0.00	0	0.00
(c)	Bodies Corporate	5	47024951	47024951	47.03	47.03	0	0.00
(d)	Financial Institutions/ Banks	0	0	0	0.00	0.00	0	0.00
(e)	Any Other	0	0	0	0.00	0.00	0	0.00



# MEGA

CORPORATION LTD


	<b>Sub-Total (A)(1)</b>	<b>14</b>	<b>53318697</b>	<b>53318697</b>	<b>53.32</b>	<b>53.32</b>	<b>0</b>	<b>0.00</b>
(2)	Foreign							
(a)	Individuals(Non Resident Individuals/ Foreign Individuals)	0	0	0	0.00	0.00	0	0.00
(b)	Bodies Corporate	0	0	0	0.00	0.00	0	0.00
(c)	Institutions	0	0	0	0.00	0.00	0	0.00
(d)	Qualified Foreign Investor	0	0	0	0.00	0.00	0	0.00
(e)	Any Other (specify)	0	0	0	0.00	0.00	0	0.00
	<b>Sub-Total (A)(2)</b>	<b>0</b>	<b>0</b>	<b>0</b>	<b>0.00</b>	<b>0.00</b>	<b>0</b>	<b>0.00</b>
	<b>Total Shareholding of Promoter and Promoter Group (A)= (A)(1)+(A)(2)</b>	<b>14</b>	<b>53318697</b>	<b>53318697</b>	<b>53.32</b>	<b>53.32</b>	<b>0</b>	<b>0.00</b>
(B)	Public shareholding							
(1)	Institutions						N.A.	N.A.
(a)	Mutual Funds/ UTI	0	0	0	0.00	0.00		
(b)	Financial Institutions/ Banks	0	0	0	0.00	0.00		
(c)	Central Government/ State Government(s)	0	0	0	0.00	0.00		



# MEGA

CORPORATION LTD


(d)	Venture Capital Funds	0	0	0	0.00	0.00		
(e)	Insurance Companies	0	0	0	0.00	0.00		
(f)	Foreign Institutional Investors	0	0	0	0.00	0.00		
(g)	Foreign Venture Capital Investors	0	0	0	0.00	0.00		
(h)	Qualified Foreign Investor	0	0	0	0.00	0.00		
(i)	Any Other (specify)	0	0	0	0.00	0.00		
	<b>Sub-Total (B)(1)</b>	<b>0</b>	<b>0</b>	<b>0</b>	<b>0.00</b>	<b>0.00</b>		
(2)	<b>Non-institutions</b>							
(a)	Bodies Corporate	114	14111518	14110518	14.11	14.11	254100	1.80
(b)	<b>Individuals -</b>							
	i. Individual shareholders holding nominal share capital up to Rs. 1 lakh.	4435	11629791	11565149	11.63	11.63	1595	0.02
	ii. Individual shareholders holding nominal share capital in excess of Rs. 1 lakh.	38	20431620	17992620	20.43	20.43	0	0.00
(c)	Qualified Foreign Investor	0	0	0	0.00	0.00		
(d)	<b>Others</b>							
(1)	Trusts	0	0	0	0.00	0.00	0	0.00



# MEGA

CORPORATION LTD

(2)	Directors & their relatives	5	12100	11100	0.01	0.01	0	0.00
(3)	Non resident Indians	15	320609	320609	0.32	0.32	0	0.00
(4)	Clearing Members	18	175665	175665	0.18	0.18	0	0.00
	<b>Sub-Total (B)(2)</b>	<b>4625</b>	<b>46681303</b>	<b>44175661</b>	<b>46.68</b>	<b>46.68</b>	<b>255695</b>	<b>0.55</b>
	<b>Total Public Shareholding (B)= (B)(1)+(B)(2)</b>	<b>4625</b>	<b>46681303</b>	<b>44175661</b>	<b>46.68</b>	<b>46.68</b>	<b>255695</b>	<b>0.55</b>
	<b>TOTAL(A)+(B)</b>	<b>4639</b>	<b>100000000</b>	<b>97494358</b>	<b>100.00</b>	<b>100.00</b>	<b>255695</b>	<b>0.26</b>
C)	Shares held by Custodians and against which Depository Receipts have been issued	0	0	0	0.00	0.00	N.A.	N.A.
(1)	Promoter and Promoter Group	0	0	0	0.00	0.00	N.A.	N.A.
(2)	Public	0	0	0	0.00	0.00	N.A.	N.A.
	<b>GRAND TOTAL (A)+(B)+(C)</b>	<b>4639</b>	<b>100000000</b>	<b>97494358</b>	<b>100.00</b>	<b>100.00</b>	<b>255695</b>	<b>0.26</b>




# MEGA

CORPORATION LTD

**(I)(b) Statement showing holding of securities (including shares, warrants, convertible securities) of persons belonging to the category "Promoter and Promoter Group"**


Sr. No.	Name of the shareholder	Details of Shares held		Encumbered shares (*)			Details of warrants		Details of convertible securities		Total shares (including underlying shares assuming full conversion of warrants and convertible securities) as a % of diluted share capital
		No. of Shares held	As a % of grand total (A) + (B) + (C)	No.	As a %	As a % of grand total (A) + (B) + (C) of sub-clause (I)(a)	No. of warrants held	As a % total no. of warrants of the same class	No. of convertible securities held	As a % total no. of convertible securities of the same class	
(i)	(ii)	(iii)	(iv)	(v)	(vi) = (v) / (iii) * 100	(vii)	(viii)	(ix)	(x)	(xi)	(xii)
1.	VIMI INVESTMENTS AND FINANCE PRIVATE LIMITED	24043000	24.04	0	0.00	0.00	0	0.00	0	0.00	24.04
2.	CRAYONS GLOBAL FINANCE PVT. LTD.	22530000	22.53	0	0.00	0.00	0	0.00	0	0.00	22.53
3.	KUNAL LALANI	3395000	3.40	0	0.00	0.00	0	0.00	0	0.00	3.40
4.	HULAS MAL LALANI	786000	0.79	0	0.00	0.00	0	0.00	0	0.00	0.79
5.	VIMI LALANI	541000	0.54	0	0.00	0.00	0	0.00	0	0.00	0.54
6.	VARSHA BENGANI	500000	0.50	0	0.00	0.00	0	0.00	0	0.00	0.54



# MEGA

CORPORATION LTD.

7.	HANSRAJ DEEPCHAND JAIN	453160	0.45	0	0.00	0.00	0	0.00	0	0.00	0.45
8.	CRAYONS ADVERTISING LIMITED	451951	0.45	0	0.00	0.00	0	0.00	0	0.00	0.45
9.	SEEMA LALANI	250000	0.25	0	0.00	0.00	0	0.00	0	0.00	0.25
10.	SMITA DHARIWAL	240000	0.24	0	0.00	0.00	0	0.00	0	0.00	0.24
11.	MAYANK LALANI	128586	0.13	0	0.00	0.00	0	0.00	0	0.00	0.13
	<b>TOTAL</b>	<b>53318697</b>	<b>53.32</b>	<b>0</b>	<b>0.00</b>	<b>0.00</b>	<b>0</b>	<b>0.00</b>	<b>0</b>	<b>0.00</b>	<b>53.32</b>




# MEGA

CORPORATION LTD.

**(I)(c)(i) Statement showing holding of securities (including shares, warrants, convertible securities) of persons belonging to the category "Public" and holding more than 1% of the total number of shares**

Sr. No	Name of the shareholder	Number of shares held	Shares as a percentage of total number of shares {i.e., Grand Total (A)+(B)+(C) indicated in Statement at para (I)(a) above}	Details of warrants		Details of convertible securities		Total shares (including underlying shares assuming full conversion of warrants and convertible securities) as a % of diluted share capital
				No. of warrants held	As a % total no. of warrants of the same class	Number of convertible securities held	% w.r.t total number of convertible securities of the same class	
1.	FINELINE MERCANTILE CO.PVT.LTD	4785478	4.79	0	0.00	0	0.00	4.79
2.	PANKAJ NARENDRA SHAH	2589768	2.59	0	0.00	0	0.00	2.59
3.	EDC LIMITED	2000000	2.00	0	0.00	0	0.00	2.00
4.	RIGHTSTAR TRADING CO PVT LTD	1919567	1.92	0	0.00	0	0.00	1.92
5.	INTERLINK FINANCIAL SERVICES LTD	1700000	1.70	0	0.00	0	0.00	1.70
6.	RAJKISHOR SINGH	1517703	1.52	0	0.00	0	0.00	1.52
7.	LAXMAN SINGH SAJJARI	1469000	1.47	0	0.00	0	0.00	1.47
8.	JAYESH NARESH WAGHELA	1367253	1.37	0	0.00	0	0.00	1.37
9.	SANTOSH JAGTAP	1193000	1.19	0	0.00	0	0.00	1.19
10.	PATRIC XESS	1078000	1.08	0	0.00	0	0.00	1.08
	<b>TOTAL</b>	<b>19619769</b>	<b>19.62</b>	<b>0</b>	<b>0.00</b>	<b>0</b>	<b>0.00</b>	





# MEGA

CORPORATION LTD.

**(I)(c)(ii) Statement showing holding of securities (including shares, warrants, convertible securities) of persons (together with PAC) belonging to the category "Public" and holding more than 5% of the total number of shares of the company**


Sr. No	Name(s) of the shareholder(s) and the Persons Acting in Concert (PAC) with them	Number of shares	Shares as a percentage of total number of shares {i.e., Grand Total (A)+(B)+(C) indicated in Statement at para (I)(a) above}	Details of warrants		Details of convertible securities		Total shares (including underlying shares assuming full conversion of warrants and convertible securities) as a % of diluted share capital
				No. of warrants held	As a % total no. of warrants of the same class	Number of convertible securities held	% w.r.t total number of convertible securities of the same class	
1.	N.A	0	0.00	0	0.00	0	0.00	0.00
	TOTAL	0	0.00	0	0.00	0	0.00	0.00

**(I)(d) Statement showing details of locked-in shares**

Sr. No.	Name of the shareholder	Number of locked-in shares	Locked-in shares as a percentage of total number of shares {i.e., Grand Total (A)+(B)+(C) indicated in Statement at para (I)(a) above}
1.	N.A	0	0.00
	TOTAL	0	0.00

**(II)(a) Statement showing details of Depository Receipts (DRs)**

Sr. No.	Type of outstanding DR (ADRs, GDRs, SDRs, etc.)	Number of outstanding DRs	Number of shares underlying outstanding DRs	Shares underlying outstanding DRs as a percentage of total number of shares {i.e., Grand Total (A)+(B)+(C) indicated in Statement at para (I)(a) above}
1.	N.A	0	0	0.00
	TOTAL	0	0	0.00




# MEGA

CORPORATION LTD.

(II)(b) Statement showing Holding of Depository Receipts (DRs), where underlying shares are in excess of 1% of the total number of shares.

Sr. No.	Name of the DR holder	Type of outstanding DR(ADRs, GDRs, SDRs, etc)	Number of shares underlying outstanding DRs	Shares underlying outstanding DRs as a percentage of total number of shares {i.e., Grand Total (A)+(B)+(C) indicated in Statement at para (I)(a) above}
1.	N.A	0	0	0.00
	<b>TOTAL</b>	<b>0</b>	<b>0</b>	<b>0.00</b>

For MEGA CORPORATION LIMITED

  
Surendra Chhalani  
(Director and CFO)

