

MEDICAMEN Biotech Limited



Regd. Office :
10, Community Centre No. 2,
Ashok Vihar, Phase-II,
Delhi-110052

Tel. : 27463506, 47589500
Toll Free No. : 1800 3000 7889,
1800 1029 010
Fax : 011-27138171
Web : www.medicamen.com


CIN: L7489DL1993PLC056594

Introductory sub-table (I)(a)			
Name of the Company: Medicamen Biotech Limited			
Scrip Code, Name of the scrip, class of security: 531146, Medicamen Biotech Limited, Equity Shares			
Quarter ended: Change in Capital as per Clause 35© pursuant to allotment made on 31st March, 2014			
Partly paid-up shares:-	No. of partly paid-up shares	As a % of total no. of partly paid-up shares	As a % of total no. of shares of the company
Held by promoter/promoter group	0	0	0
Held by public	0	0	0
Total - D	0	0	0
Outstanding convertible securities:- No. of outstanding securities	No. of outstanding securities	As a % of total no. of outstanding convertible securities	As a % of total no. of shares of the company, assuming full conversion of the convertible securities
Held by promoter/promoter group	0	0	0
Held by public	0	0	0
Total - E	0	0	0
Warrants:-	No. of warrants	As a % of total no. of warrants	As a % of total no. of shares of the company, assuming full conversion of warrants
Held by promoter/promoter group	947300	100	9.61
Held by public	0	0.00	0
Total - F	947300	100	9.61
Total paid-up capital of the company, assuming full conversion of warrants and convertible securities (no. of shares)			9860906

For Medicamen Biotech Ltd.

Anil K. Gupta

Statement Showing Shareholding Pattern								
Category code	Category of Shareholder	Number of Shareholders	Table (I)(a)		Total shareholding as a percentage of total number of shares		Shares Pledged or otherwise encumbered	
			Total number of shares	Number of shares held in dematerialized form	As a percentage of (A+B) ¹	As a percentage of (A+B+C)	Number of shares	As a percentage
(I)	(II)	(III)	(IV)	(V)	(VI)	(VII)	(VIII)	(IX)= (VIII)/(IV)*100
(A)	Shareholding of Promoter and							
1	Indian							
(a)	Individuals/ Hindu Undivided Family	8	3770088	3770088	42.30	42.30	1861200	49.37
(b)	Central Government/ State Government(s)	0	0	0	0.00	0.00	0	0.00
(c)	Bodies Corporate	0	0	0	0.00	0.00	0	0.00
(d)	Financial Institutions/ Banks	0	0	0	0.00	0.00	0	0.00
(e)	Any Others(Specify)	0	0	0	0.00	0.00	0	0.00
	Sub Total(A)(1)	8	3770088	3770088	42.30	42.30	1861200	49.37
2	Foreign							
a	Individuals (Non-Residents Individuals/ Foreign Individuals)	0	0	0	0.00	0.00	0	0.00
b	Bodies Corporate	0	0	0	0.00	0.00	0	0.00
c	Institutions	0	0	0	0.00	0.00	0	0.00
d	Any Others(Specify)	0	0	0	0.00	0.00	0	0.00
	Sub Total(A)(2)	0	0	0	0.00	0.00	0	0.00
	Total Shareholding of Promoter and	8	3770088	3770088	42.30	42.30	1861200	49.37
(B)	Public shareholding							
1	Institutions							
(a)	Mutual Funds/ UTI	0	0	0	0.00	0.00	0	0.00
(b)	Financial Institutions / Banks	0	0	0	0.00	0.00	0	0.00
(c)	Central Government/ State Government(s)	0	0	0	0.00	0.00	0	0.00
(d)	Venture Capital Funds	0	0	0	0.00	0.00	0	0.00
(e)	Insurance Companies	0	0	0	0.00	0.00	0	0.00
(f)	Foreign Institutional Investors	0	0	0	0.00	0.00	0	0.00
(g)	Foreign Venture Capital Investors	0	0	0	0.00	0.00	0	0.00
(h)	Any Other (specify)	0	0	0	0.00	0.00	0	0.00
	Sub-Total (B)(1)	0	0	0	0.00	0.00	0	0.00
B 2	Non-institutions							
(a)	Bodies Corporate	92	386380	320779	4.33	4.33	0	0.00
(b)	Individuals							
I	Individuals -i. Individual shareholders holding nominal share capital up to Rs 1 lakh	3525	1878688	1474927	21.08	21.08	0	0.00
II	ii. Individual shareholders holding nominal share capital in excess of Rs. 1 lakh.	43	1341149	1205749	15.05	15.05	0	0.00

For Director Len Biotech Ltd.

 Sushant K. Gupta
 Director

(c)	Others							
(c-i)	Non Resident Indians	13	213934	1934	2.40	2.40	0	0.00
(c-ii)	Overseas Corporate Bodies	2	1317300	1001324	14.78	14.78	0	0.00
(c-iii)	Clearing Members	10	6067	6067	0.07	0.07	0	0.00
	Sub-Total (B)(2)	3685	5143518	4010780	57.70	57.70	0	0.00
(B)	Total Public Shareholding (B)= (B)(1)+(B)(2)	3685	5143518	4010780	57.70	57.70	0	0.00
	TOTAL (A)+(B)	3693	8913606	7780868	100.00	100.00	1861200	20.88
(C)	Shares held by Custodians and against which Depository Receipts have been issued							
1	Promoter and Promoter Group	0	0	0	0	0.00	0	0.00
2	Public	0	0	0	0	0.00	0	0.00
	Sub-Total (C)	0	0	0	0	0	0	0
	GRAND TOTAL (A)+(B)+(C)	3693	8913606	7780868	100.00	100.00	1861200	20.88

For Medicilonen Biotech Ltd.




(B.K. Gupta)
Managing Director

(I)(b) Statement showing holding of securities (including shares, warrants, convertible securities) of persons belonging to the category "Promoter and Promoter Group"


Sr.	Name of the shareholder	Details of Shares held		Encumbered shares (*)			Details of warrants		Details of convertible securities		Total shares (including underlying shares assuming full conversion of warrants and convertible securities) as a % of diluted share capital
		Number of shares held	As a % of grand total (A)+(B)+(C)	No.	As a percentage	As a % of grand total (A)+(B)+(C) of sub-clause (I)(a)	Number of warrants held	As a % total number of warrants of the same class	Number of convertible securities held	As a % total number of convertible securities of the same class	
(I)	(II)	(III)	(IV)	(V)	(VI)=(V)/(III)*100	(VII)	(VIII)	(IX)	(X)	(XI)	(XII)
1	Bal Kishan Gupta	2526294	28.34	1470609	58.21	16.50	505226	53.33	0	0	3031520
2	Ashutosh Gupta	398991	4.48	234577	58.79	2.63	252614	26.67	0	0	651605
3	Ritu Gupta	194402	2.18	156014	80.25	1.75	0	0.00	0	0	194402
4	Suchita Gupta	34568	0.39	0	0.00	0.00	0	0.00	0	0	34568
5	Sanjay Bansal	252300	2.83	0	0.00	0.00	0	0.00	0	0	252300
6	Manju Bansal	280927	3.15	0	0.00	0.00	109460	11.55	0	0	390387
7	Ayushi Bansal	19000	0.21	0	0.00	0.00	0	0.00	0	0	19000
8	Abhishek Bansal	63606	0.71	0	0.00	0.00	80000	8.45	0	0	143606
TOTAL		3770088	42.30	1861200	49.37	20.88	947300	100	0	0	4717388

(*) The term "encumbrance" has the same meaning as assigned to it in regulation 28(3) of the SAST Regulations, 2011

For Medicaven Biotech Ltd.

 (B.K. Gupta)
 Managing Director

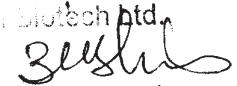
(I)(c)(i) Statement showing holding of securities (including shares, warrants, convertible securities) of persons belonging to the category "Public" and holding more than 1% of the total number of shares

Sr. No.	Name of the shareholder	Number of shares held	Shares as a percentage of total number of shares {i.e., Grand Total (A)+(B)+(C) indicated in Statement at para (I)(a) above}	Details of warrants		Details of convertible securities		Total shares (including underlying shares assuming full conversion of warrants and convertible securities) as a % of diluted share capital
				Number of warrants held	As a % total number of warrants of the same class	Number of convertible securities held	% w.r.t total number of convertible securities of the same class	
1	O P Chugh	145938	1.64	0	0	0	0	145938
2	Ramesh Chand Juneja	150000	1.68	0	0	0	0	150000
3	Rajender S Dhawan	168700	1.89	0	0	0	0	168700
4	Pharmadanica A/S	1167300	13.10	0	0	0	0	1167300
5	Medicamen Canada Inc.	150000	1.68	0	0	0	0	150000
6	Ketan Jayantilal Karani	86720	0.97					86720
TOTAL		1868658	20.96	0	0	0	0	1868658

For Medicamen Biotech Ltd.

 (B.K. Gupta)
 Managing Director


(I)(c)(ii) Statement showing holding of securities (including shares, warrants, convertible securities) of persons (together with PAC) belonging to the category "Public" and holding more than 5% of the total number of shares of the company

Sr. No.	Name(s) of the shareholder(s) and the Persons Acting in Concert (PAC) with them	Number of shares	Shares as a percentage of total number of shares {i.e., Grand Total (A)+(B)+(C) indicated in Statement at para (I)(a) above}	Details of warrants		Details of convertible securities		Total shares (including underlying shares assuming full conversion of warrants and convertible securities) as a % of diluted share capital
				Number of warrants	As a % total number of warrants of the same class	Number of convertible securities held	% w.r.t total number of convertible securities of the same class	
1	Pharmadanica A/S	1167300	13.10	0	0	0	0	1167300
TOTAL		1167300	13.10	0	0	0	0	1167300

For Director of Biotech Ltd.

 (B.K. Gupta)
 Managing Director

(I)(d) Statement showing details of locked-in shares


Sr. No.	Name of the shareholder	Number of locked-in shares	Locked-in shares as a percentage of total number of shares {i.e., Grand Total (A)+(B)+(C) indicated in Statement at para (I)(a) above}
1	Bal KishanGupta	352400	3.95
2	Bal KishanGupta	250000	2.94
3	Bal KishanGupta	213285	2.39
4	Ashutosh Gupta	44414	0.50
5	Manju Bansal	280927	3.15
6	Pharmadanica A/S	1001324	11.23
TOTAL		2142350	24.03

For Medicamen Biotech Ltd.

(B.K. Gupta)
Managing Director

(II)(a) Statement showing details of Depository Receipts (DRs)

Sr. No.	Type of outstanding DR (ADRs, GDRs, SDRs, etc.)	Number of outstanding DRs	Number of shares underlying outstanding DRs	Shares underlying outstanding DRs as a percentage of total number of shares (i.e., Grand Total (A)+(B)+(C) indicated in Statement at para (I)(a) above)
Nil	Nil	Nil	Nil	Nil
TOTAL		0	0	0.00


For Medicamen Biotech Ltd.


(B.K. Gupta)
Managing Director

(II)(b) Statement showing holding of Depository Receipts (DRs), where underlying shares held by "promoter/promoter group" are in excess of 1% of the total number of shares

Sr. No.	Name of the DR Holder	Type of outstanding DR (ADRs, GDRs, SDRs, etc.)	Number of shares underlying outstanding DRs	Shares underlying outstanding DRs as a percentage of total number of shares {i.e., Grand Total (A)+(B)+(C) indicated in Statement at para (I)(a) above}
Nil	Nil	Nil	Nil	Nil
TOTAL			0	0.00

For Medicamen Biotech Ltd


(B.K. Gupta)

Director (Finance)

—