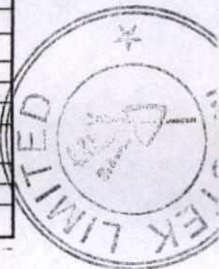


# MASTEK LIMITED

SHAREHOLDING PATTERN AS ON 31.03.2014

**(I) (a) Statement showing Shareholding Pattern**

SCRIP CODE : 523704		Name of Scrip : MASTEK		Class of Security : Equity		Quarter Ended : 31.03.2014		
Category Code	<b>Partly paid up shares</b>			Number of partly paid up shares	As a % of total number of partly paid up shares	As a % of total number of shares of the Company		
	Held by Promoter/Promoter group							
	Held by Public							
	<b>Total</b>			0	0.00	0.00		
	<b>Outstanding Convertible Securities</b>			Number of outstanding Securities	As a % of total No. of outstanding Con. Securities	As a % of total No. of shares of the Company, assuming full conversion of the Securities		
	Held by Promoter/Promoter group							
	Held by Public							
	<b>Total</b>			0	0.00	0.00		
	<b>Warrants</b>			Number of warrants	As a % of total number of warrants	As a % of total number of shares of the Company assuming full conversion of warrants		
	Held by Promoter/Promoter group							
	Held by Public							
	<b>Total</b>			0	0.00	0.00		
<b>Total paid up capital of the Company, assuming full conversion of warrants and convertible securities</b>				<b>22160680</b>				
Category Code	Category of Shareholders	Number of Shareholders	Total No. of shares	Number of shares held in demat form	Total shareholding as a percentage of total number of shares		Shares pledged or otherwise encumbered	
					As a percentage of (A+B) <sup>1</sup>	As a percentage of (A+B+C)	Number of Shares	As a %
(I)	(II)	(III)	(IV)	(V)	(VI)	(VII)	(VIII)	(IX)=[VIII]/(IV)*100
(A)	Shareholding of Promoter and Promoter Group <sup>2</sup>							
(1)	<b>Indian</b>							
(a)	Individuals/H.U.F	21	11506660	11506660	51.92	51.92	NIL	NIL
(b)	Central/State Government(s)							
(c)	Bodies Corporate							
(d)	Financial Institutions/Banks							
(e)	Any Other (specify)							
	<b>Sub-Total (A)(1)</b>	<b>21</b>	<b>11506660</b>	<b>11506660</b>	<b>51.92</b>	<b>51.92</b>	<b>NIL</b>	<b>NIL</b>
(2)	<b>Foreign</b>							
(a)	Non Resident Individuals/Foreign Nationals							
(b)	Bodies Corporate							
(c)	Institutions							
(d)	Qualified Foreign Investor							
(e)	Any Other (specify)							
	<b>Sub-Total (A)(2)</b>	<b>0</b>	<b>0</b>	<b>0</b>	<b>0.00</b>	<b>0.00</b>		
	<b>Total holding of Promoter and Promoter Group (A)=(A)(1)+(A)(2)</b>	<b>21</b>	<b>11506660</b>	<b>11506660</b>	<b>51.92</b>	<b>51.92</b>	<b>NIL</b>	<b>NIL</b>
(B)	<b>Public Shareholding<sup>3</sup></b>							
(1)	<b>Institutions</b>							
(a)	Mutual Fund/UTI	5	16856	15656	0.08	0.08		
(b)	Financial Institutions/Banks	4	4536	4536	0.02	0.02		
(c)	Central/State Government(s)							
(d)	Venture Capital Funds							
(e)	Insurance Companies	4	1583720	1583720	7.15	7.15		
(f)	Foreign Institutional Investors	10	3305166	3303566	14.91	14.91		
(g)	Foreign Venture Cap. Inv							
(h)	Qualified Foreign Investor							
(i)	Any Other (specify)							
	<b>Sub-Total (B)(1)</b>	<b>23</b>	<b>4910278</b>	<b>4907478</b>	<b>22.16</b>	<b>22.16</b>		
(2)	<b>Non institutions</b>							
(a)	Bodies Corporate	600	543066	540266	2.45	2.45		
(b)	Individuals							
	i) Holding nominal share capital upto Rs. 1 lakh	15430	3109363	2895388	14.03	14.03		
	ii) Holding nominal share capital in excess of Rs. 1 lakh	10	1794539	1794539	8.10	8.10		
(c)	Qualified Foreign Investor							
(d)	Any Other(specify)							
(d-i)	Overseas Corporate Bodies	1	200	0	0.00	0.00		
(d-ii)	Non Resident Individuals	229	259164	247431	1.17	1.17		
(d)	Foreign National	3	37410	37410	0.17	0.17		
	<b>Sub-Total (B)(2)</b>	<b>16273</b>	<b>5743742</b>	<b>5515034</b>	<b>25.92</b>	<b>25.92</b>		
	<b>Total Public shareholding (B)=(B)(1)+(B)(2)</b>	<b>16296</b>	<b>10654020</b>	<b>10422512</b>	<b>48.08</b>	<b>48.08</b>		
	<b>TOTAL (A)+(B)</b>	<b>16317</b>	<b>22160680</b>	<b>21929172</b>	<b>100.00</b>	<b>100.00</b>		
(C)	<b>Shares held by Custodians and against which Depository Receipts have been issued</b>	0	0	0	0	0		
1	Promoter and Promoter Group							
2	Public							
	<b>GRAND TOTAL (A)+(B)+( C)</b>	<b>16317</b>	<b>22160680</b>	<b>21929172</b>	<b>100.00</b>	<b>100.00</b>	<b>NIL</b>	<b>NIL</b>



*[Handwritten Signature]*



Statement showing holding of securities (including shares,warrants,convertible securities) of persons belonging to the category "Promoter and Promoter Group"

Sr.No.	Name of the shareholder	Details of Shares held		Encumbered shares(*)			Details of warrants		Details of convertible securities		Total shares (including underlying shares assuming full conversion of warrants and convertible securities as a % of diluted share capital
		No of Shares held	As a % of grand total (A)+(B)+(C)	Number	As a Percentage	As a % of grand total (A)+(B)+(C) of sub-clause (I)(a)	No of warrants held	As a % of total number of warrants of the same class	Number of convertible securities held	As a % of total number of convertible securities of the same class	
(I)	(II)	(III)	(IV)	(V)	(VI) = (V)/(III)*100	(VII)	(VIII)	(IX)	(X)	(XI)	(XII)
1	ASHANK DESAI	3099552	13.99	0	0	0.00	0	0.00	0	0.00	13.99
2	SUDHAKAR RAM	2791680	12.60	0	0	0.00	0	0.00	0	0.00	12.60
3	KETAN MEHTA	2519100	11.37	0	0	0.00	0	0.00	0	0.00	11.37
4	SUNDAR RADHAKRISHNAN	1445800	6.52	0	0	0.00	0	0.00	0	0.00	6.52
5	RUPA MEHTA	480800	2.17	0	0	0.00	0	0.00	0	0.00	2.17
6	USHA SUNDAR	460000	2.08	0	0	0.00	0	0.00	0	0.00	2.08
7	GIRIJA RAM	163600	0.74	0	0	0.00	0	0.00	0	0.00	0.74
8	PADMA DESAI	155200	0.70	0	0	0.00	0	0.00	0	0.00	0.70
9	AMVITHA RAM	103328	0.47	0	0	0.00	0	0.00	0	0.00	0.47
10	AVANTI DESAI	81600	0.37	0	0	0.00	0	0.00	0	0.00	0.37
11	CHINMAY ASHANK DESAI	71600	0.32	0	0	0.00	0	0.00	0	0.00	0.32
12	VARUN SUNDAR	64000	0.29	0	0	0.00	0	0.00	0	0.00	0.29
13	SHANKAR SUNDAR	64000	0.29	0	0	0.00	0	0.00	0	0.00	0.29
14	TANAY MEHTA	6400	0.03	0	0	0.00	0	0.00	0	0.00	0.03
<b>TOTAL</b>		<b>11506660</b>	<b>51.92</b>	<b>0</b>	<b>0</b>	<b>0.00</b>	<b>0</b>	<b>0.00</b>	<b>0</b>	<b>0.00</b>	<b>51.92</b>

(\*) The term "encumbrance" has the same meaning as assigned to it in regulation 28(3) of the SAST Regulations , 2011

(I)(c)(i) Statement showing holding of securities (including shares,warrants,convertible securities) of persons belonging to the category "Public" and holding more than 1% of the total number of shares.

Sr.No.	Name of the shareholder	Number of shares held	Shares as a percentage of total number of shares (i.e., Grand Total (A)+(B)+(C) indicated in Statement at para (I)(a) above)	Details of warrants		Details of convertible securities		Total shares (including underlying shares assuming full conversion of warrants and convertible securities) as a % of diluted share capital
				Number of warrants held	As a % total number of warrants of the same class	Number of convertible securities held	% w.r.t total number of convertible securities of the same class	
1	FIDELITY PURITA TRUST FIDELITY LOW PRICEED	2025000	9.14	0	0.00	0	0.00	9.14
2	ASHISH DHAWAN	1313935	5.93	0	0.00	0	0.00	5.93
3	LIFE INSURANCE CORPORATION OF INDIA	1550404	6.99	0	0.00	0	0.00	6.99
4	FIDELITY NORTHSTAR FUND	438000	1.98	0	0.00	0	0.00	1.98
5	MERRILL LYNCH CAPITAL MARKETS ESPANA S.A.S.V.	591988	2.67	0	0.00	0	0.00	2.67
<b>TOTAL</b>		<b>5919327</b>	<b>26.71</b>	<b>0</b>	<b>0.00</b>	<b>0</b>	<b>0.00</b>	<b>26.71</b>





(1)(c)(ii) Statement showing holding of securities (including shares, warrants, convertible securities) of persons (together with PAC) belonging to the category "Public" and holding more than 5% of the total number of shares of the company.

Sr. No.	Name(s) of the shareholder(s) and the Persons Acting in Concert (PAC) with them	Number of shares	Shares as a percentage of total number of shares (i.e., Grand Total (A)+(B)+(C) indicated in Statement at para (1)(a) above)	Details of warrants		Details of convertible securities		Total shares (including underlying shares assuming full conversion of warrants and convertible securities) as a % of diluted share capital
				Number of warrants	As a % total number of warrants of the same class	Number of convertible securities held	% w.r.t total number of convertible securities of the same class	
1	FIDELITY PURITÄ TRUST FIDELITY LOW PRICEED	2025000	9.14	0	0.00	0	0.00	9.14
2	ASHISH DHAWAN	1313935	5.93	0	0.00	0	0.00	5.93
3	LIFE INSURANCE CORPORATION OF INDIA	1550404	6.99	0	0.00	0	0.00	6.99
TOTAL		4889339	22.06	0	0.00	0	0.00	22.06

(1) (d) Statement showing details of locked in shares


Sr. No.	Name of shareholder	No. of locked-in shares	Locked-in shares as percentage of total no. of shares (i.e. Grand Total (A)+(B)+(C) indicated in statement at para(1)(a))	Category of shareholders (Promoters/public)
NA				
TOTAL				

(II) (a) Statement showing details of Depository Receipts (DRS)

Sr. No.	Type of outstanding Dr(ADRs, GDRs, SDRs, etc)	No. of shares	No. of shares underlying outstanding DRs	Shares underlying outstanding DRs as a percentage of total no. of shares (i.e. Grand Total (A)+(B)+(C) indicated in Statement at para (1)(a)above)
NA				
TOTAL				

(III) (i) Statement showing holding of Depository Receipts (DRs) where underlying shares are in excess of 1% of the total no. of shares


Sr. No.	Name of the DR Holder	Type of outstanding DR(ADRs, GDRs, SDRs, etc.)	No. of shares underlying outstanding DRs.	Shares underlying outstanding DRs as a percentage of total no. of shares (i.e. Grand Total (A)+(B)+(C) indicated in Statement at para (1)(a)above)
NA				
TOTAL				





(a) Statement showing the voting pattern of shareholders, if more than one class of shares/securities is issued by the issuer.  
(Give description of voting rights for each class of security Class X, Class Y, Class Z)

Category code	Category of shareholder	Number of Voting Rights held in each class of securities			Total Voting Rights	Total Voting Rights (VI)	
		Class X (III)	Class Y (IV)	Class Z (V)	(III+IV+V) (VI)	As a % of (A+B)	As a % of (A+B+C)
						(VII)	(VIII)
(A)	Promoter and Promoter Group						
(1)	Indian						
(a)	Individuals/Hindu Undivided Family						
(b)	Central/State Government(s)						
(c)	Bodies Corporate						
(d)	Financial Institutions/Banks						
(e)	Any Other (specify)						
	Sub-Total (A) (1)	N.A.	N.A.	N.A.	N.A.	N.A.	N.A.
(2)	Foreign						
(a)	Individuals (Non Resident/Foreign)						
(b)	Bodies Corporate						
(c)	Institutions						
(d)	Any Other (specify)						
	Sub-Total (A)(2)	N.A.	N.A.	N.A.	N.A.	N.A.	N.A.
	Total Shareholding of Promoter and Promoter Group (A)=(A)(1) + (A)(2)						
(B)	Public Shareholding						
(1)	Institutions						
(a)	Mutual Funds/UTI						
(b)	Financial Institutions/Banks						
(c)	Central/State Government(s)						
(d)	Venture Capital Funds						
(e)	Insurance Companies						
(f)	Foreign Institutional Investors						
(g)	Foreign Venture Capital Investors						
(h)	Any Other (specify)						
	Sub-Total (B) (1)	N.A.	N.A.	N.A.	N.A.	N.A.	N.A.
(2)	Non Institutions						
(a)	Bodies Corporate						
(b)	Individuals						
	i. Individual shareholders holding nominal share capital upto Rs. 1 lakh						
	ii. Individual shareholders holding nominal share capital in excess of Rs. 1 lakh.						
(c)	Any Other (specify)						
	Sub-Total (B) (2)	N.A.	N.A.	N.A.	N.A.	N.A.	N.A.
	TOTAL (A) + (B)	N.A.	N.A.	N.A.	N.A.	N.A.	N.A.
(C)	Shares held by Custodians and against which Depository Receipts have been issued						
	GRAND TOTAL (A)+(B)+(C)	N.A.	N.A.	N.A.	N.A.	N.A.	N.A.



*Handwritten signature*