

(I)(a) Statement showing Shareholding Pattern

Name of the Company : **MARKSANS PHARMA LIMITED**  
Scrip Code : 524404 Name of the Scrip : MARKSANS  
Quarter Ended : 30TH SEPTEMBER, 2014

Class of Security : EQUITY


<b>Partly Paid-up Shares</b>	No. of partly paid-up shares	As a % of total no. of partly paid-up shares	As a % of total no. of shares of the Company
Held by Promoter / promoter group	0	-	-
Held by Public	0	-	-
<b>Total</b>	<b>0</b>	<b>-</b>	<b>-</b>
<b>Outstanding Convertible Securities</b>	No. of outstanding securities	As a % of total no. of outstanding convertible securities	As a % of total no. of shares of the Company, assuming full conversion of the convertible securities
Held by Promoter / promoter group	0	0	0
Held by Public	25210	100	0.0059
<b>Total</b>	<b>25210</b>	<b>100</b>	<b>0.0059</b>
<b>Warrants</b>	No. of Warrants	As a % of total no. of warrants	As a % of total no. of shares of the Company assuming full conversion of warrants
Held by Promoter / promoter group	0	0	0
Held by Public	0	0	0
<b>Total</b>	<b>0</b>	<b>0</b>	<b>0.0</b>
<b>Total Paid-up Capital of the Company assuming full conversion of warrants and convertible securities</b>	<b>418912481</b> <i>(Includes 33605277 equity shares that will be issued in case conversion right is exercised by all the bond holders)</i>		

Continued




Category Code	Category of Shareholder	Number of Shareholders	Total Number of Shares	Number of Shares held in demate-rised form	Total Shareholding as a percengate of shares		Shares Pledged or otherwise encumbered	
					As a percentage of (A+B) (VI)	As a percentage of (A+B+C) (VII)	Number of Shares (VIII)	As a percentage (IX)
(I)	(II)	(III)	(IV)	(V)	(VI)	(VII)	(VIII)	(IX)
<b>(A)</b>	<b>Promoter and Promoter Group</b>							
<b>(1)</b>	<b>Indian</b>							
(a)	Individuals/ Hindu Undivided Family	2	197491733	197491733	51.25	51.25	0	0
(b)	Central Govt. / State Govt.	0	0	0			0	0
(c)	Bodies Corporate	0	0	0			0	0
(d)	Financial Institutions / Banks	0	0	0			0	0
(e)	Any Other '(specify)	0	0	0			0	0
	<b>Sub-Total '(A)(1)</b>	<b>2</b>	<b>197491733</b>	<b>197491733</b>	<b>51.25</b>	<b>51.25</b>	<b>0</b>	<b>0</b>
<b>(2)</b>	<b>Foreign</b>							
(a)	Individuals '(Non-Resident Individuals/ Foreign Individuals)	0	0	0			0	0
(b)	Bodies Corporate	0	0	0			0	0
(c)	Institutions	0	0	0			0	0
(d)	QFI	0	0	0			0	0
(e)	Any Other '(specify)	0	0	0			0	0
	<b>Sub-Total '(A)(2)</b>	<b>0</b>	<b>0</b>	<b>0</b>			<b>0</b>	<b>0</b>
	<b>Total Shareholding of Promoter and Promoter Group "(A)=(A)(1)+(A)(2)</b>	<b>2</b>	<b>197491733</b>	<b>197491733</b>	<b>51.25</b>	<b>51.25</b>	<b>0</b>	<b>0</b>
<b>(B)</b>	<b>Public Shareholding</b>							
<b>(1)</b>	<b>Institutions</b>							
(a)	Mutual Funds/ UTI	2	726000	726000	0.19	0.19	0	0
(b)	Financial Institutions/ Banks	5	381792	379792	0.09	0.09	0	0
(c)	Central Govt. / State Govt.	0	0	0			0	0
(d)	Venture Capital Funds	0	0	0			0	0
(e)	Insurance Companies	0	0	0			0	0
(f)	Foreign Institutional Investors	15	28159428	28159428	7.31	7.31	0	0
(g)	Foreign Venture Capital Investors	0	0	0			0	0
(h)	QFI	0	0	0			0	0
(i)	Any Other '(specify)	0	0	0			0	0
	<b>Sub-Total '(B)(1)</b>	<b>22</b>	<b>29267220</b>	<b>29265220</b>	<b>7.59</b>	<b>7.59</b>	<b>0</b>	<b>0</b>

Continued



(2)	<b>Non-institutions</b>								
(a)	Bodies Corporate	989	27393995	27390995	7.11	7.11	0	0	
(b)	Individuals -								
	i. Individual share holders holding nominal share capital upto Rs. 1Lakh	47284	80286805	79299765	20.84	20.84	0	0	
	ii. Individual share holders holding nominal share capital in excess of Rs. 1 Lakh	130	43168093	42189093	11.2	11.2	0	0	
(c)	QFI	0	0	0	0	0	0	0	
(d)	Any Other (specify)								
	i. Clearing Member	380	1823430	1823430	0.47	0.47	0	0	
	ii. NRI	563	4209356	4209356	1.1	1.1	0	0	
	iii. Foreign Company	0	0	0	0	0	0	0	
	iv. Directors & Relatives	2	1659572	1659572	0.43	0.43	0	0	
	v. Trust	2	7000	7000	0	0	0	0	
	vi. Unclaimed Suspense Account	0	0	0	0	0	0	0	
	<b>Sub-Total (B)(2)</b>	<b>49350</b>	<b>158548251</b>	<b>156579211</b>	<b>41.15</b>	<b>41.15</b>	<b>0</b>	<b>0</b>	
	<b>Total Public Shareholding (B)=(B)(1)+(B)(2)</b>	<b>49372</b>	<b>187815471</b>	<b>185844431</b>	<b>48.75</b>	<b>48.75</b>	<b>0</b>	<b>0</b>	
	<b>Total (A) + (B)</b>	<b>49374</b>	<b>385307204</b>	<b>383336164</b>	<b>100</b>	<b>100</b>	<b>0</b>	<b>0</b>	
Category Code	Category of Shareholder	Number of Share-holders	Total Number of Shares	Number of Shares held in demate-rised form	Total Shareholding as a percengate of shares		Shares Pledged or otherwise encumbered		
					As a per-centage of (A+B) (VI)	As a per-centage of (A+B+C) (VII)	Number of Shares (VIII)	As a per-centage (IX) = (VIII)/(IV)* 100	
(I)	(II)	(III)	(IV)	(V)	(VI)	(VII)	(VIII)	(IX)	
(C)	<b>Shares held by custodian and against which Depository Receipts have been issued</b>								
(1)	Promoter and Promoter Group	0	0	0		0			
(2)	Public	0	0	0		0			
	<b>Total (C)</b>	<b>0</b>	<b>0</b>	<b>0</b>		<b>0</b>			
	<b>GRAND TOTAL (A)+(B)+(C)</b>	<b>49374</b>	<b>385307204</b>	<b>383336164</b>		<b>100</b>	<b>0</b>	<b>0</b>	




(l)(b) Statement showing holding of securities (including shares, warrants, convertible securities) of persons belonging to the category "Promoter and Promoter Group"

Sr. No.	Name of the Shareholder	Details of Shares held			Encumbered shares			Details of Warrants		Details of convertible securities		Total Shares (including underlying shares assuming full conversion of warrants and convertible securities) as a % of diluted share capital (XII)
		Number of Shares held	As a % of grand total (A)+(B)+(C)	(III)	Number	As a % of grand total (A)+(B)+(C) of sub-clause (l)(a) (VII)	Number of Warrants held	As a % of total warrants of the same class (IX)	Number of convertible securities held	As a % of total number of convertible securities of the same class (XI)		
(i)	(ii)	(iii)	(iv)	(v)	(vi)=(v)/(iii)*100	(viii)	(ix)	(x)	(xi)			
1	Mark Saldanha	197491553	51.25	0	0	0	0	0	0	0	197491553	47.14%
2	Sandra Saldanha	180		0	0	0	0	0	0	0	180	
	Total	197491733	51.25	0	0	0	0	0	0	0	197491733	47.14%

(l)(c)(i) Statement showing holding of securities (including shares, warrants, convertible securities) of persons belonging to the category "Public" and holding more than 1% of the total number of shares

Sr. No.	Name of the Shareholder	Details of Shares held			Encumbered shares			Details of Warrants		Details of convertible securities		Total Shares (including underlying shares assuming full conversion of warrants and convertible securities) as a % of diluted share capital (XII)
		Number of Shares held	As a % of grand total (A)+(B)+(C)	(iii)	Number	As a % of grand total (A)+(B)+(C) of sub-clause (l)(a) (VII)	Number of Warrants held	As a % of total warrants of the same class (IX)	Number of convertible securities held	As a % of total number of convertible securities of the same class (XI)		
(i)	(ii)	(iii)	(iv)	(v)	(vi)=(v)/(iii)*100	(viii)	(ix)	(x)	(xi)			
1	Wasatch Emerging Markets Small Cap Fund	10981922	2.85	0	0	0	0	0	0	0	10981922	2.62%
2	UNO Metals Ltd	5150000	1.34	0	0	0	0	0	0	0	5150000	1.23%
	Total	16131922	4.19	0	0	0	0	0	0	0	16131922	3.85%



(I)(c)(iii) Statement showing holding of securities (including shares, warrants, convertible securities) of persons (together with PAC) belonging to the category "Public" and holding more than 5% of the total number of shares of the Company

Sr No	Names of the shareholders and the PAC with them	Number of Shares	Shares as a % of total grand total (A)+(B)+(C) indicated in statement at para (I)(a) above	Details of Warrants		Details of Convertible Securities		Total shares (including underlying shares assuming full conversion of warrants and convertible securities) as a % of diluted share capital
				Number of warrants	As a % of total number of warrants of same class	Number of convertible securities	% w.r.t. total no. of convertible securities of same class	
1	BT Globenet Nominees Limited	0	0	0	0	100	33605277	8.02%
	<b>Total</b>	<b>0</b>	<b>0</b>	<b>0</b>	<b>0</b>	<b>100</b>	<b>33605277</b>	<b>8.02%</b>

**Note** - The entire convertible securities, in the form of Foreign Currency Convertible Bonds, are represented by a single Global Certificate, which is registered in the name of BT Globenet Nominees Limited. These convertible securities have become due for redemption but have not yet been redeemed. In accordance with the terms of the issue of the FCCBs, 33605277 equity shares of Re 1/- each will be issued in case the bond holders opt for the conversion of the bonds into equity shares.

(I)(d) Statement showing details of locked-in shares

Sr No	Name of the Shareholder	Number of locked-in shares	Locked-in shares as a percentage of total number of shares (i.e. Grand Total (A)+(B)+(C) indicated in Statement at para (I)(a) above)
1	MARK SALDANHA	17500000	4.54
	<b>Total</b>	<b>17500000</b>	<b>4.54</b>

(II)(a) Statement showing details of Depository Receipts (DRs)

Sr No	Type of outstanding DR (ADRs, GDRs, SDRs, etc.)	Number of Outstanding DRs	Number of Shares underlying outstanding DRs	Shares underlying outstanding DRs as a percentage of total number of shares (i.e. Grand Total (A)+(B)+(C) indicated in Statement at para (I)(a) above)
	NIL	NIL	NIL	NIL
	<b>Total</b>	<b>NIL</b>	<b>NIL</b>	<b>NIL</b>

(II)(b) Statement showing Holding of Depository Receipts (DRs), where underlying shares are in excess of 1% of the total number of shares

Sr No	Name of the DR Holder	Type of outstanding DR (ADRs, GDRs, SDRs, etc.)	Number of Shares underlying outstanding DRs	Shares underlying outstanding DRs as a percentage of total number of shares (i.e. Grand Total (A)+(B)+(C) indicated in Statement at para (I)(a) above)
	NIL	NIL	NIL	NIL
	<b>Total</b>	<b>NIL</b>	<b>NIL</b>	<b>NIL</b>



(III)(a) Statement showing the voting pattern of shareholders, if more than one class of shares/securities is issued by the issuer

Class X : EQUITY

Class Y : N.A.

Class Z : N.A.

Category code (I)	Category of shareholder (II)	Number of Voting Rights held in each class of securities			Total Voting Rights (VI)	Total Voting Rights i.e. (VI)	
		Class X Equity (III)	Class Y N.A. (IV)	Class Z N.A. (V)		As a % of (A+B) (VII)	As a % of (A+B+C) (VIII)
<b>(A)</b>	<b>Promoter and Promoter Group</b>						
<b>(1)</b>	<b>Indian</b>						
(a)	Individuals / Hindu Undivided Family	197491733	0	0	197491733	51.25	51.25
(b)	Central Government/ State Governments	0	0	0	0		
(c)	Bodies Corporate	0	0	0	0		
(d)	Financial Institutions/ Banks	0	0	0	0		
(e)	Any other '(specify)	0	0	0	0		
	<b>Sub-Total '(A)(1)</b>	<b>197491733</b>	<b>0</b>	<b>0</b>	<b>197491733</b>	<b>51.25</b>	<b>51.25</b>
<b>(2)</b>	<b>Foreign</b>						
(a)	Individuals '(Non-Resident Individuals/ Foreign Individuals)	0	0	0	0		
(b)	Bodies Corporate	0	0	0	0		
(c)	Institutions	0	0	0	0		
(d)	QFI	0	0	0	0		
(e)	Any other (specify)	0	0	0	0		
	<b>Sub-Total '(A)(2)</b>	<b>0</b>	<b>0</b>	<b>0</b>	<b>0</b>		
	<b>Total Shareholding of Promoter and Promoter Group (A)=(A)(1)+(A)(2)</b>	<b>197491733</b>	<b>0</b>	<b>0</b>	<b>197491733</b>	<b>51.25</b>	<b>51.25</b>

Continued



<b>(B)</b>	<b>Public Shareholding</b>						
<b>(1)</b>	<b>Institutions</b>						
(a)	Mutual Funds/UTI	726000	0	0	726000	0.19	0.19
(b)	Financial Institutions/ Banks	381792	0	0	381792	0.09	0.09
(c)	Central Government/ State Governments	0	0	0	0		
(d)	Venture Capital Funds	0	0	0	0		
(e)	Insurance Companies	0	0	0	0		
(f)	Foreign Institutional Investors	28159428	0	0	28159428	7.31	7.31
(g)	Foreign Venture Capital Investors	0	0	0	0		
(h)	QFI	0	0	0	0		
(i)	Any other (specify)	0	0	0	0		
	<b>Sub-Total '(B)(1)</b>	<b>29267220</b>	<b>0</b>	<b>0</b>	<b>29267220</b>	<b>7.59</b>	<b>7.59</b>
<b>(2)</b>	<b>Non-Institutions</b>						
(a)	Bodies Corporate	27393995	0	0	27393995	7.11	7.11
(b)	Individuals :-						
	i. Individual share- holders holding nominal share capital upto Rs. 1 Lakh.	80286805	0	0	80286805	20.84	20.84
	ii. Individual share- holders holding nominal share capital in excess of Rs. 1 Lack	43168093	0	0	43168093	11.2	11.2
(c)	QFI	0	0	0	0		
(d)	Any other (specify)						
	i. Clearing Members	1823430	0	0	1823430	0.47	0.47
	ii. NRIs	4209356	0	0	4209356	1.1	1.1
	iii. Foreign Company	0	0	0	0		
	iv. Directors and Relatives	1659572	0	0	1659572	0.43	0.43
	v. Trust	7000	0	0	7000	0	0
	vi. Unclaimed Suspense Account	0	0	0	0		
	<b>Sub-Total '(B)(2)</b>	<b>158548251</b>	<b>0</b>	<b>0</b>	<b>158548251</b>	<b>41.15</b>	<b>41.15</b>
	<b>Total Public Sharehold- ing '(B)=(B)(1)+(B)(2)</b>	<b>187815471</b>	<b>0</b>	<b>0</b>	<b>187815471</b>	<b>48.75</b>	<b>48.75</b>
	<b>TOTAL '(A)+(B)</b>	<b>385307204</b>	<b>0</b>	<b>0</b>	<b>385307204</b>	<b>100</b>	<b>100</b>
<b>(C)</b>	<b>Shares held by Custodians and against which Depository Receipts have been issued</b>	<b>0</b>	<b>0</b>	<b>0</b>	<b>0</b>	<b>0</b>	<b>0</b>
	<b>GRAND TOTAL (A)+(B)+(C)</b>	<b>385307204</b>	<b>0</b>	<b>0</b>	<b>385307204</b>		<b>100</b>

*Sanish*

**MARKSANS PHARMA LTD.**  
MUMBAI-53