

**Introductory sub-table (I)(a)**

**Name of the Company : Marico Limited**

**Scrip Code: 531642 (on BSE) / MARICO (on NSE)**

**Quarter ended : 30.09.2014**


<b>Partly paid-up shares:-</b>	<b>No. of partly paid-up shares</b>	<b>As a % of total no. of partly paid-up shares</b>	<b>As a % of total no. of shares of the company</b>
Held by Promoter / Promoter Group	NIL	Not Applicable	Not Applicable
Held by public	NIL	Not Applicable	Not Applicable
<b>Total</b>			
<b>Outstanding convertible securities:-</b>	<b>No. of outstanding securities</b>	<b>As a % of total No. of outstanding convertible securities</b>	<b>As a % of total no. of shares of the company, assuming full conversion of the convertible securities</b>
Held by Promoter / Promoter Group	NIL	Not Applicable	Not Applicable
Held by public	NIL	Not Applicable	Not Applicable
<b>Total</b>			
<b>Warrants:-</b>	<b>No. of warrants</b>	<b>As a % of total no. of warrants</b>	<b>As a % of total no. of shares of the company, assuming full conversion of warrants</b>
Held by Promoter / Promoter Group	NIL	Not Applicable	Not Applicable
Held by public	NIL	Not Applicable	Not Applicable
<b>Total</b>			
<b>Total paid-up capital of the company assuming full conversion of warrants and convertible securities</b>			

**644872999**




**Statement Showing Shareholding Pattern.**  
**Table (I)(a)**

Category Code (I)	Category of shareholder (II)	Number of shareholders (III)	Total number of shares (IV)	Number of shares held in dematerialised form (V)	Total shareholding as a percentage of total number of shares		Shares pledged or otherwise encumbered	
					As a percentage of (A+B) (VI)	As a percentage of (A+B+C) (VII)	Number of shares (VIII)	As a percentage (IX) = (VIII)/(IV)*100
<b>(A)</b>	<b>Promoter and Promoter Group</b>							
<b>1</b>	<b>Indian</b>							
(a)	Individuals/Hindu Undivided Family	25	3752,05,520	3752,05,520	58.18	58.18	0	0
(b)	Central Government/State Government(s)	-	-	-	0	0	0	0
(c)	Bodies Corporate	2	88,22,000	88,22,000	1.37	1.37	0	0
(d)	Financial Institutions / Banks	-	-	-	0	0	0	0
(e)	Any Other (Specify)	-	-	-	0	0	0	0
	<b>Sub Total (A)(1)</b>	<b>27</b>	<b>3840,27,520</b>	<b>3840,27,520</b>	<b>59.55</b>	<b>59.55</b>	<b>0.00</b>	<b>0.00</b>
<b>2</b>	<b>Foreign</b>							
(a)	Individuals (Non-Resident Individuals/Foreign Individuals)	1	9,00,000	9,00,000	0.14	0.14	0	0
(b)	Bodies Corporate	-	-	-	0.00	0.00	0.00	0.00
(c)	Institutions	-	-	-	0.00	0.00	0.00	0.00
(d)	Qualified Foreign Investors	-	-	-	0.00	0.00	0.00	0.00
(e)	Any Other (specify)	-	-	-	0.00	0.00	0.00	0.00
	<b>Sub Total (A)(2)</b>	<b>1</b>	<b>9,00,000</b>	<b>9,00,000</b>	<b>0.14</b>	<b>0.14</b>	<b>0.00</b>	<b>0.00</b>
	<b>Total Shareholding of Promoter and Promoter Group (A)=(A)(1)+(A)(2)</b>	<b>28</b>	<b>3849,27,520</b>	<b>3849,27,520</b>	<b>59.69</b>	<b>59.69</b>	<b>0.00</b>	<b>0.00</b>
<b>(B)</b>	<b>Public shareholding</b>							
<b>1</b>	<b>Institutions</b>							
(a)	Mutual Funds/UTI	30	145,29,562	145,29,562	2.25	2.25	0.00	0.00
(b)	Financial Institutions / Banks	3	43,250	43,250	0.01	0.01	0.00	0.00
(c)	Central Government/State Government(s)	2	4,16,331	4,16,331	0.06	0.06	0.00	0.00
(d)	Venture Capital Funds	-	-	-	0.00	0.00	0.00	0.00
(e)	Insurance Companies	8	88,25,153	88,25,153	1.37	1.37	0.00	0.00
(f)	Foreign Institutional Investors	142	1727,27,869	1727,22,869	26.78	26.78	0.00	0.00
(g)	Foreign Venture Capital Investors	1	220,58,823	220,58,823	3.42	3.42	0.00	0.00
(h)	Qualified Foreign Investors	-	-	-	0.00	0.00	0.00	0.00
(I)	Any Other (specify)	-	-	-	0.00	0.00	0.00	0.00
	<b>Sub Total (B)(1)</b>	<b>186</b>	<b>2186,00,988</b>	<b>2185,95,988</b>	<b>33.90</b>	<b>33.90</b>	<b>0.00</b>	<b>0.00</b>
<b>2</b>	<b>Non-institutions</b>							
(a)	Bodies Corporate	588	161,26,164	160,84,164	2.50	2.50	0	0
(b) (i)	Individuals - shareholders holding nominal share capital up to Rs 1 Lakh	33,090	190,97,063	183,81,223	2.96	2.96	0	0
(ii)	Individual shareholders holding nominal share capital in excess of Rs. 1 Lakh	10	33,25,658	33,25,658	0.52	0.52	0	0
(c)	Qualified Foreign Investors	-	-	-	0.00	0.00	0.00	0.00
(d)	<b>Any Other</b>							
1	NRI	871	14,01,717	14,01,717	0.22	0.22	0.00	0.00
2	Clearing Member	301	6,09,195	6,09,195	0.09	0.09	0.00	0.00
3	Trusts	1	80,000	80,000	0.01	0.01	0.00	0.00
4	Foreign Portfolio Investor (Corporate)	2	7,04,694	7,04,694	0.11	0.11	0.00	0.00
	<b>Sub Total (B)(2)</b>	<b>34,863</b>	<b>413,44,491</b>	<b>405,86,651</b>	<b>6.41</b>	<b>6.41</b>	<b>0.00</b>	<b>0.00</b>
	<b>Total Public Shareholding Public Group (B)=(B)(1)+(B)(2)</b>	<b>35,049</b>	<b>2599,45,479</b>	<b>2591,82,639</b>	<b>40.31</b>	<b>40.31</b>	<b>0.00</b>	<b>0.00</b>
	<b>Total (A)+(B)</b>	<b>35,077</b>	<b>6448,72,999</b>	<b>6441,10,159</b>	<b>100.00</b>	<b>100.00</b>	<b>0.00</b>	<b>0.00</b>
<b>(C)</b>	<b>Shares held by custodians and against which Depository Receipts have been</b>							
i	Promoter and Promoter group	-	-	-	0.00	0.00	0.00	0.00
ii	Public	-	-	-	0.00	0.00	0.00	0.00
	<b>Sub Total ( C )</b>	<b>-</b>	<b>-</b>	<b>-</b>	<b>0.00</b>	<b>0.00</b>	<b>0.00</b>	<b>0.00</b>
	<b>GRAND TOTAL (A)+(B)+(C)</b>	<b>35,077</b>	<b>6448,72,999</b>	<b>6441,10,159</b>	<b>100.00</b>	<b>100.00</b>	<b>0.00</b>	<b>0.00</b>



## (I)(h) Statement showing holding of securities (including shares, warrants, convertible securities) of persons belonging to the category "Promoter and Promoter Group"

Sr. No.	Name of the shareholder	Details of Shares held		Encumbered shares			Details of warrants		Details of convertible		Total shares (including underlying shares assuming full conversion of warrants and convertible securities) as a % of diluted share capital
		Number of shares held	As a % of grand total (A)+(B)+(C)	No.	As a percentage	As a % of grand total (A)+(B)+(C) of sub-clause (I)(a)	Number of warrants held	As a % total number of warrants of the same class	Number of convertible securities held	As a % total number of convertible securities of the same	
(I)	(II)	(III)	(IV)	(V)	(VI)=(V)/(III)*100	(VII)	(VIII)	(IX)	(X)	(XI)	(XII)
1	HARSH C MARIWALA WITH KISHORE V MARIWALA FOR VALENTINE FAMILY TRUST AAATV3008K	733,76,000	11.38	0	0	0	0	0	0	0	11.38
2	HARSH C MARIWALA WITH KISHORE V MARIWALA FOR AQUARIUS FAMILY TRUST AAATA5991Q	733,76,000	11.38	0	0	0	0	0	0	0	11.38
3	HARSH C MARIWALA WITH KISHORE V MARIWALA FOR TAURUS FAMILY TRUST AAATT4813C	733,76,000	11.38	0	0	0	0	0	0	0	11.38
4	HARSH C MARIWALA WITH KISHORE V MARIWALA FOR GEMINI FAMILY TRUST AAATG3329A	733,76,000	11.38	0	0	0	0	0	0	0	11.38
5	RAJVI H MARIWALA ADKPM6754G	131,00,000	2.03	0	0	0	0	0	0	0	2.03
6	RISHABH H MARIWALA AHLPM4852G	131,00,000	2.03	0	0	0	0	0	0	0	2.03
7	ARCHANA H MARIWALA ALEPM6369H	123,00,000	1.91	0	0	0	0	0	0	0	1.91
8	HARSH C MARIWALA AADPM6929R	114,54,600	1.78	0	0	0	0	0	0	0	1.78
9	ARCTIC INVESTMENT AND TRADING COMPANY PRIVATE LIMITED AAACA6813E	87,85,000	1.36	0	0	0	0	0	0	0	1.36
10	RAVINDRA KISHORE MARIWALA AADPM3839J	65,93,200	1.02	0	0	0	0	0	0	0	1.02
11	HARSHRAJ C MARIWALA (HUF) AAAHH3679G	61,20,000	0.95	0	0	0	0	0	0	0	0.95
12	PAULA R MARIWALA AATPM2027Q	37,09,100	0.58	0	0	0	0	0	0	0	0.58
13	ANJALI R MARIWALA AAGPM3825K	37,09,100	0.58	0	0	0	0	0	0	0	0.58
14	RAJEN K MARIWALA AADPM3840R	33,68,200	0.52	0	0	0	0	0	0	0	0.52
15	HEMA K MARIWALA AADPM3200F	24,18,540	0.38	0	0	0	0	0	0	0	0.38
16	KISHORE V MARIWALA AADPM3838K	14,82,660	0.23	0	0	0	0	0	0	0	0.23
17	HEMA K MARIWALA AADPM3200F	14,97,600	0.23	0	0	0	0	0	0	0	0.23
18	RAVINDRA.K.MARIWALA AADPM3839J	9,44,620	0.15	0	0	0	0	0	0	0	0.15
19	PALLAVI C JAISKISHEN AAGPP2207C	9,16,000	0.14	0	0	0	0	0	0	0	0.14
20	MALIKA CHIRAYU AMIN ABMPA5730G	9,00,000	0.14	0	0	0	0	0	0	0	0.14
21	PREETI GAUTAM SHAH ANAPS7411E	9,00,000	0.14	0	0	0	0	0	0	0	0.14
22	RAJEN K MARIWALA AADPM3840R	75,000	0.01	0	0	0	0	0	0	0	0.01
23	THE BOMBAY OIL PVT LTD AAAC11392D	37,000	0.01	0	0	0	0	0	0	0	0.01
24	RAVINDRA.K.MARIWALA AADPM3839J	4,500	0.00	0	0	0	0	0	0	0	0.00
25	KISHORE V MARIWALA AABTK3307M	2,100	0.00	0	0	0	0	0	0	0	0.00
26	KISHORE V MARIWALA AABTK3308E	2,100	0.00	0	0	0	0	0	0	0	0.00
27	KISHORE V MARIWALA AABTK3309F	2,100	0.00	0	0	0	0	0	0	0	0.00
28	KISHORE V MARIWALA AABTK3310Q	2,100	0.00	0	0	0	0	0	0	0	0.00
<b>TOTAL</b>		<b>3849,27,520</b>	<b>59.69</b>	<b>0</b>	<b>0.00</b>	<b>0.00</b>	<b>0</b>	<b>0.00</b>	<b>0</b>	<b>0.00</b>	<b>59.69</b>



<b>(I)(c)(i) Statement showing holding of securities (including shares, warrants, convertible securities) of persons belonging to the category "Public" and holding more than 1% of the total number of shares</b>								
Sr. No.	Name of the shareholder	Number of shares held	Shares as a percentage of total number of shares {i.e., Grand Total (A)+(B)+(C) indicated in Statement at para (I)(a) above}	Details of warrants		Details of convertible securities		Total shares (including underlying shares assuming full conversion of warrants and convertible securities) as a % of diluted share capital
				Number of warrants held	As a % total number of warrants of the same class	Number of convertible securities held	% w.r.t total number of convertible securities of the same class	
1	ARISAIG PARTNERS (ASIA) PTE LTD. A/C ARISAIG INDIA FUND LIMITED AACCA6666M	353,53,269	5.48	0	0	0	0	5.48
2	OPPENHEIMER DEVELOPING MARKETS FUND AAATO0090N	271,00,082	4.20	0	0	0	0	4.20
3	INDIVEST PTE LTD AABC13757Q	220,58,823	3.42	0	0	0	0	3.42
4	NATIONAL WESTMINSTER BANK PLC AS DEPOSITARY OF M AND G GLOBAL BASICS FUND A SUB FUND OF M AND G INVESTMENT FUNDS 1 AAECM7948N	115,00,000	1.78	0	0	0	0	1.78
5	FRANKLIN TEMPLETON INVESTMENT FUNDS AABCT5310J	76,50,000	1.19	0	0	0	0	1.19
6	BARING INDIA PRIVATE EQUITY FUND III LISTED INVESTMENTS LIMITED AADCB4636P	73,52,941	1.14	0	0	0	0	1.14
7	LIC OF INDIA PROFIT PLUS GROWTH FUND AAACL0582H	69,38,452	1.08	0	0	0	0	1.08
8	M/S NAPEAN TRADING AND INVESTMENT CO PVT LTD AAAFH2872F	68,71,819	1.07	0	0	0	0	1.07
<b>TOTAL</b>		<b>1248,25,386</b>	<b>19.36</b>	<b>0.00</b>	<b>0.00</b>	<b>0.00</b>	<b>0.00</b>	<b>19.36</b>

<b>(I)(c)(ii) Statement showing holding of securities (including shares, warrants, convertible securities) of persons (together with PAC) belonging to the category "Public" and holding more than 5% of the total number of shares of the company</b>								
Sr. No.	Name(s) of the shareholder(s) and the Persons Acting in Concert (PAC) with them	Number of shares	Shares as a percentage of total number of shares {i.e., Grand Total (A)+(B)+(C) indicated in Statement at para (I)(a) above}	Details of warrants		Details of convertible securities		Total shares (including underlying shares assuming full conversion of warrants and convertible securities) as a % of diluted share capital
				Number of warrants	As a % total number of warrants of the same class	Number of convertible securities held	% w.r.t total number of convertible securities of the same class	
1	FIRST STATE INVESTMENT MANAGEMENT (UK) LIMITED TOGETHER WITH PERSON ACTING IN CONCERT	436,12,778	6.76	0.00	0.00	0.00	0.00	6.76
2	ARISAIG PARTNERS (ASIA) PTE LTD. A/C ARISAIG INDIA FUND LIMITED AACCA6666M	353,53,269	5.48	0.00	0.00	0.00	0.00	5.48
<b>TOTAL</b>		<b>789,66,047</b>	<b>12.24</b>	<b>0.00</b>	<b>0.00</b>	<b>0.00</b>	<b>0.00</b>	<b>12.24</b>



**(I)(d) Statement showing details of locked-in shares**


Sr. No.	Name of the shareholder	Number of locked-in shares	Locked-in shares as a percentage of total number of shares {i.e., Grand Total (A)+(B)+(C) indicated in Statement at para (I)(a) above}	Promoters/Promoter-Group / Public
	NIL	-	-	
		-	-	
	<b>TOTAL</b>	<b>0</b>	<b>0.00</b>	

**(II)(a) Statement showing details of Depository Receipts (DRs)**

Sr. No.	Type of outstanding DR (ADRs, GDRs, SDRs, etc.)	Number of outstanding DRs	Number of shares underlying outstanding DRs	Shares underlying outstanding DRs as a percentage of total number of shares {i.e., Grand Total (A)+(B)+(C) indicated in Statement at para (I)(a) above}
	NIL	-	-	-
		-	-	-
	<b>TOTAL</b>	<b>0.00</b>	<b>0.00</b>	<b>0.00</b>

**(II)(b) Statement showing holding of Depository Receipts (DRs), where underlying shares held by "promoter/promoter group" are in excess of 1% of the total number of shares**

Sr. No.	Name of the DR Holder	Type of outstanding DR (ADRs, GDRs, SDRs, etc.)	Number of shares underlying outstanding DRs	Shares underlying outstanding DRs as a percentage of total number of shares {i.e., Grand Total (A)+(B)+(C) indicated in Statement at para (I)(a) above}
	NIL	-	-	-
		-	-	-
	<b>TOTAL</b>	<b>0.00</b>	<b>0.00</b>	<b>0.00</b>



(III)(a) Statement showing the voting pattern of shareholders, if more than one class of shares/securities is issued by the issuer							
Category (I)	Category of shareholder (II)	Number of Voting Rights held in each class of securities			Total Voting Right (III + IV + V) (VI)	Total Voting rights i.e. (VI)	
		Class X (III)	Class Y (IV)	Class Z (V)		As a percentage of (A+B) (VII)	As a percentage of (A+B+C) (VIII)
(A)	Promoter and Promoter Group						
(1)	Indian						
(a)	Individuals/ Hindu Undivided Family						
(b)	Central Government/ State Government(s)						
(c)	Bodies Corporate	Nil			Nil		
(d)	Financial Institutions/ Banks				-		
(e)	Any Other (specify)				-		
					-		
	<b>Sub-Total (A)(1)</b>	-	-	-	-	-	-
(2)	Foreign						
(a)	Individuals (Non-Resident Individuals/ Foreign)	Nil	-	-	Nil		
(b)	Bodies Corporate	Nil			Nil		
(c)	Institutions	Nil			Nil		
(d)	Any Other (specify)	Nil			Nil		
					-		
	<b>Total Shareholding of Promoter and Promoter</b>	-	-	-	-	-	-
(B)	<b>Public shareholding</b>						
(1)	Institutions						
(a)	Mutual Funds/ UTI	Nil			Nil		
(b)	Financial Institutions/ Banks	Nil			Nil		
(c)	Central Government/ State Government(s)	Nil			Nil		
(d)	Venture Capital Funds	Nil			Nil		
(e)	Insurance Companies	Nil			Nil		
(f)	Foreign Institutional Investors	Nil			Nil		
(g)	Foreign Venture Capital Investors	Nil			Nil		
(h)	Any Other (specify)	Nil			Nil		
					-		
	<b>Sub-Total (B)(1)</b>	-	-	-	-	-	-
(2)	Non-institutions						
(a)	Bodies Corporate	Nil			Nil		
(b)	Individuals						
	i. Individual shareholders holding nominal share capital	Nil			Nil		
	ii. Individual shareholders holding nominal share capital in	Nil			Nil		
(c)	Any Other (specify)						
	<b>Sub-Total (B)(2)</b>	-	-	-	-	-	-
	<b>Total Public Shareholding (B) = (B)(1)+(B)(2)</b>	-	-	-	-	-	-
	<b>TOTAL (A)+(B)</b>	-	-	-	-	-	-
(C)	Shares held by Custodians and against which	Nil			Nil		
	<b>GRAND TOTAL (A)+(B)+(C)</b>	-	-	-	-	-	-

